

# CALCULUS

## AND ITS APPLICATIONS

Tenth Edition



BITTINGER  
ELLENBOGEN  
SURGENT



# Calculus

## AND ITS APPLICATIONS

**Marvin L. Bittinger**

Indiana University Purdue University Indianapolis

**David J. Ellenbogen**

Community College of Vermont

**Scott A. Sargent**

Arizona State University

**Addison-Wesley**

Boston Columbus Indianapolis New York San Francisco Upper Saddle River  
Amsterdam Cape Town Dubai London Madrid Milan Munich Paris Montréal Toronto  
Delhi Mexico City São Paulo Sydney Hong Kong Seoul Singapore Taipei Tokyo

*Editor in Chief*  
*Executive Editor*  
*Senior Content Editor*  
*Editorial Assistant*  
*Senior Production Supervisor*  
*Senior Designer/Cover Design*  
*Digital Assets Manager*  
*Media Producer*  
*Software Development*  
*Marketing Manager*  
*Marketing Assistant*  
*Senior Technology Specialist*  
*Rights and Permissions Advisor*  
*Senior Manufacturing Buyer*  
*Text Design, Art Editing,*  
*Photo Research*  
*Production Coordination*  
*Composition*  
*Illustrations*  
*Cover Image*

Deirdre Lynch  
Jennifer Crum  
Rachel S. Reeve  
Joanne Wendelken  
Ron Hampton  
Heather Scott  
Marianne Groth  
Peter Silvia  
Mary Durnwald, TestGen; Bob Carroll, MathXL  
Jeff Weidenaar  
Kendra Bassi  
Joe Vetere  
Michael Joyce  
Carol Melville  
  
Geri Davis/The Davis Group, Inc.  
Jane Hoover/Lifland et al., Bookmakers  
PreMediaGlobal  
Network Graphics, Inc., and William Melvin  
Shutterstock/luri

### Photo Credits

For permission to use copyrighted material, grateful acknowledgment is made to the copyright holders on page vi, which is hereby made part of this copyright page.

Many of the designations used by manufacturers and sellers to distinguish their products are claimed as trademarks. Where those designations appear in this book, and Addison-Wesley was aware of a trademark claim, the designations have been printed in initial caps or all caps.

### Library of Congress Cataloging-in-Publication Data

Bittinger, Marvin L.

Calculus and its applications. — 10th ed./Marvin L. Bittinger,  
David J. Ellenbogen, Scott A. Surgent.

p. cm.

Includes index.

1. Calculus—Textbooks. I. Ellenbogen, David. II. Surgent, Scott A. III. Title.

QA303.2.B466 2012

515—dc22

2010017892

Copyright © 2012 Pearson Education, Inc. All rights reserved. No part of this publication may be reproduced, stored in a retrieval system, or transmitted, in any form or by any means, electronic, mechanical, photocopying, recording, or otherwise, without the prior written permission of the publisher. Printed in the United States of America. For information on obtaining permission for use of material in this work, please submit a written request to Pearson Education, Inc., Rights and Contracts Department, 501 Boylston Street, Boston, MA, 02116.

1 2 3 4 5 6 7 8 9 10—CRK—13 12 11 10

© 2012, 2008, 2004 Pearson Education, Inc.

**Addison-Wesley**  
is an imprint of

**PEARSON**

[www.pearsonhighered.com](http://www.pearsonhighered.com)

ISBN-10: 0-321-69433-3

ISBN-13: 978-0-321-69433-1

*To: Elaine, Victoria, and Beth*

# Contents

<b>Preface</b>	<b>vii</b>
<b>Prerequisite Skills</b>	
<b>Diagnostic Test</b>	<b>xix</b>

## CHAPTER R

### **Functions, Graphs, and Models** 1

<b>R.1</b> Graphs and Equations	2
<b>R.2</b> Functions and Models	13
<b>R.3</b> Finding Domain and Range	24
<b>R.4</b> Slope and Linear Functions	33
<b>R.5</b> Nonlinear Functions and Models	50
<b>R.6</b> Mathematical Modeling and Curve Fitting	68
<b>Chapter Summary</b>	<b>79</b>
<b>Chapter Review Exercises</b>	<b>85</b>
<b>Chapter Test</b>	<b>88</b>
<b>Extended Technology Application</b>	
Average Price of a Movie Ticket	90

## CHAPTER 1

### **Differentiation** 93

<b>1.1</b> Limits: A Numerical and Graphical Approach	94
<b>1.2</b> Algebraic Limits and Continuity	109
<b>1.3</b> Average Rates of Change	121
<b>1.4</b> Differentiation Using Limits of Difference Quotients	132
<b>1.5</b> Differentiation Techniques: The Power and Sum–Difference Rules	144
<b>1.6</b> Differentiation Techniques: The Product and Quotient Rules	158
<b>1.7</b> The Chain Rule	166
<b>1.8</b> Higher-Order Derivatives	177
<b>Chapter Summary</b>	<b>185</b>
<b>Chapter Review Exercises</b>	<b>190</b>
<b>Chapter Test</b>	<b>192</b>
<b>Extended Technology Application</b>	
Path of a Baseball: The Tale of the Tape	194

## CHAPTER 2

### **Applications of Differentiation** 197

<b>2.1</b> Using First Derivatives to Find Maximum and Minimum Values and Sketch Graphs	198
<b>2.2</b> Using Second Derivatives to Find Maximum and Minimum Values and Sketch Graphs	216
<b>2.3</b> Graph Sketching: Asymptotes and Rational Functions	234
<b>2.4</b> Using Derivatives to Find Absolute Maximum and Minimum Values	250
<b>2.5</b> Maximum–Minimum Problems; Business and Economics Applications	262
<b>2.6</b> Marginals and Differentials	277
<b>2.7</b> Implicit Differentiation and Related Rates	288
<b>Chapter Summary</b>	<b>295</b>
<b>Chapter Review Exercises</b>	<b>301</b>
<b>Chapter Test</b>	<b>303</b>
<b>Extended Technology Application</b>	
Maximum Sustainable Harvest	305

## CHAPTER 3

### **Exponential and Logarithmic Functions** 307

<b>3.1</b> Exponential Functions	308
<b>3.2</b> Logarithmic Functions	322
<b>3.3</b> Applications: Uninhibited and Limited Growth Models	337
<b>3.4</b> Applications: Decay	353
<b>3.5</b> The Derivatives of $a^x$ and $\log_a x$	366
<b>3.6</b> An Economics Application: Elasticity of Demand	371
<b>Chapter Summary</b>	<b>378</b>
<b>Chapter Review Exercises</b>	<b>382</b>
<b>Chapter Test</b>	<b>384</b>
<b>Extended Technology Application</b>	
The Business of Motion Picture Revenue and DVD Release	385

## CHAPTER 4

**Integration 389**

- 4.1** Antidifferentiation 390
- 4.2** Antiderivatives as Areas 399
- 4.3** Area and Definite Integrals 410
- 4.4** Properties of Definite Integrals 425
- 4.5** Integration Techniques: Substitution 436
- 4.6** Integration Techniques:  
Integration by Parts 445
- 4.7** Integration Techniques: Tables 454
- Chapter Summary 459**
- Chapter Review Exercises 466**
- Chapter Test 468**
- Extended Technology Application**  
Business: Distribution of Wealth 469

## CHAPTER 5

**Applications of Integration 473**

- 5.1** An Economics Application:  
Consumer Surplus and Producer Surplus 474
- 5.2** Applications of Integrating Growth  
and Decay Models 480
- 5.3** Improper Integrals 492
- 5.4** Probability 498
- 5.5** Probability: Expected Value;  
The Normal Distribution 508
- 5.6** Volume 522
- 5.7** Differential Equations 526
- Chapter Summary 535**
- Chapter Review Exercises 541**
- Chapter Test 543**
- Extended Technology Application**  
Curve Fitting and Volumes  
of Containers 545

## CHAPTER 6

**Functions of Several Variables 547**

- 6.1** Functions of Several Variables 548
- 6.2** Partial Derivatives 556
- 6.3** Maximum–Minimum Problems 565
- 6.4** An Application:  
The Least-Squares Technique 572
- 6.5** Constrained Optimization 579
- 6.6** Double Integrals 588
- Chapter Summary 594**
- Chapter Review Exercises 598**
- Chapter Test 599**
- Extended Technology Application**  
Minimizing Employees' Travel Time  
in a Building 600

**Cumulative Review 602****Appendix A: Review of Basic Algebra 605****Appendix B: Regression and  
Microsoft Excel 616****Appendix C: MathPrint Operating  
System for TI-84 and  
TI-84 Plus Silver Edition 618****Table A: Areas for a Standard  
Normal Distribution 621****Answers A-1****Index of Applications I-1****Index I-4**

## SUPPLEMENTARY CHAPTERS

Available to qualified instructors through the Pearson Instructor Resource Center ([www.pearsonhighered.com/irc](http://www.pearsonhighered.com/irc)) and to students at the downloadable student resources site ([www.pearsonhighered.com/mathstatsresources](http://www.pearsonhighered.com/mathstatsresources)) or within MyMathLab

**A. Sequences and Series online**

- A.1** Infinite Sequences
- A.2** Infinite Series
- A.3** The Ratio Test and Power Series
- A.4** Taylor Series and Taylor Polynomials
- Summary and Review Test**

**B. Differential Equations online**

- B.1** Further Background
- B.2** First-Order Linear Differential Equations
- B.3** Graphical Analysis
- B.4** Numerical Analysis: Euler's Method
- Summary and Review Test**

**C. Trigonometric Functions online**

- C.1** Introduction to Trigonometry
- C.2** Derivatives of the Trigonometric Functions
- C.3** Integration of the Trigonometric Functions
- C.4** Inverse Trigonometric Functions
- Summary and Review Test**

# Photo Credits

p. 1: ERproductions Ltd/Blend Images/Corbis. p. 11: (upper) Kyodo/Associated Press; (lower) Mike Stotts/WENN/Newscom. p. 36: Rainprel/Shutterstock. p. 39: Pincasso/Shutterstock. p. 42: Dean Molen. p. 48: Olly/Shutterstock. p. 62: Lightpoet/Shutterstock. p. 71: Monkey Business Images/Shutterstock. p. 73: William Ju/Shutterstock. p. 75: ERproductions Ltd/Blend Images/Corbis. p. 90: Stephen Coburn/Shutterstock. p. 93: Mike Kemp/Getty Images. p. 113: Xavier Pironet/Shutterstock. p. 121: Rob Pitman/Shutterstock. p. 133: Pulen/Shutterstock. p. 156: Silver-john/Shutterstock. p. 169: Brian Spurlock. p. 172: Mike Kemp/Getty Images. p. 194: Todd Taulman/Shutterstock. p. 196: Bettmann/Corbis. p. 197: API/Alamy. p. 214: NASA. p. 232: Royalty-Free/Corbis4. p. 249: Bettmann/Corbis. p. 260: Dimitriadi Kharlampiy/Shutterstock. p. 261: Scott Surgent. p. 265: API/Alamy. p. 269: Jochen Sand/Digital Vision/Jupiter Images. p. 276: Annieannie/Dreamstime. p. 291: Dmitrijs Dmitrijevs/Shutterstock. p. 293: (left) Intrepix/Dreamstime; (right) Thomas Deerinck, NCMIR/Photo Researchers, Inc. p. 305: Guy Sagi/ Dreamstime. p. 306: (lower left) Alain/Dreamstime; (upper right) Twildlife/Dreamstime; (bottom right) Jack Schiffer/Dreamstime. p. 307: UPI/Heritage Auctions/Newscom. p. 320: Donvictorio/Shutterstock. p. 338: Maigi/Shutterstock. p. 340: David Lichtneker/Alamy. p. 341: Vera Kailova/Dreamstime. p. 342: UPI/Heritage Auctions/Newscom. p. 344: A. T. Willett/Alamy. p. 348: (left) S\_E /Shutterstock; (right) UPI/Ezio Petersen/Newscom. p. 349: Janis Rozentals/Shutterstock. p. 350: (left) Chuck Crow/The Plain Dealer/Landov; (right) Paul Knowles/Shutterstock. p. 351: VVO/Shutterstock. p. 355: UPI Photo/Debbie Hill/Newscom. p. 361: Jeffrey M. Frank/Shutterstock. p. 365: Macs Peter/Shutterstock. p. 370: Landov. p. 372: Exactostock/SuperStock. p. 386: John Phillips/PA Photos/Landov. p. 387: Alcon Entertainment/Album/Newscom. p. 388: Henri Lee/PictureGroup via AP Images. p. 389: Alon Brik/Dreamstime. p. 397: Bojan Pavlukovic/Dreamstime. p. 398: Monkeybusiness/Dreamstime. p. 399: Radius Images/Alamy. p. 402: Jordan Tan/Shutterstock. p. 424: Rechitan Sorin/Shutterstock. p. 468: NASA. p. 470: Hunta/Shutterstock. p. 471: (left) Ilene MacDonald/Alamy; (middle) Ken Welsh/Alamy; (right) GoodMood Photo/Shutterstock. p. 472: Henrik Winther Andersen/Shutterstock. pp. 473 and 480: Melinda Nagy/Dreamstime. p. 488: Worldpics/Shutterstock. p. 492: Jim Parkin/Shutterstock. p. 505: Iofoto/Shutterstock. p. 518: Ami Chappell/Reuters/Landov. p. 521: Michael St-Andre. p. 523: Ekaterina Pokrovsky/Shutterstock. p. 524: Steven Hockney/Shutterstock. p. 525: Nobor/Shutterstock. p. 526: EpicStock/Shutterstock. p. 528: Sport the library/ Presse Sports Olympics/Newscom. p. 546: Anna Jurkovska/Shutterstock. p. 547: Mangostock/Shutterstock. p. 550: Gozzoli/Dreamstime. p. 553: Grafly © Em Software, Inc. p. 555: James Thew/Shutterstock. p. 556: Vladyslav Morozov/Shutterstock. p. 563: Helder Almeida/Shutterstock. p. 566: Rick Hanston/Latent Images. p. 577: Mangostock/Shutterstock. p. 578: Gray Mortimore/Getty Images Sport/Getty Images. p. 583: Fotosearch/Superstock. p. 586: Andre Mueller/Shutterstock. p. 600: Suzanne Tucker/Shutterstock.

# Preface

*Calculus and Its Applications* is the most student-oriented applied calculus text on the market, and this tenth edition continues to improve on that approach. The authors believe that appealing to students' intuition and speaking in a direct, down-to-earth manner make this text accessible to any student possessing the prerequisite math skills. By presenting more topics in a conceptual and often visual manner and adding student self-assessment and teaching aids, this revision addresses students' needs better than ever before. However, it is not enough for a text to be accessible—it must also provide students with motivation to learn. Tapping into areas of student interest, the authors provide an abundant supply of examples and exercises rich in real-world data from business, economics, environmental studies, health care, and the life sciences. New examples cover applications ranging from the distribution of wealth to the growth of membership in Facebook. Found in every chapter, realistic applications draw students into the discipline and help them to generalize the material and apply it to new and novel situations. To further spark student interest, hundreds of meticulously drawn graphs and illustrations appear throughout the text, making it a favorite among students who are visual learners.

Appropriate for a one-term course, this text is an introduction to applied calculus. A course in intermediate algebra is a prerequisite, although Appendix A: Review of Basic Algebra, together with Chapter R, provides a sufficient foundation to unify the diverse backgrounds of most students. For schools offering a two-term course, additional chapters are available online; see the Contents.

## Our Approach

### Intuitive Presentation

Although the word “intuitive” has many meanings and interpretations, its use here means “experience based, without proof.” Throughout the text, when a concept is discussed, its presentation is designed so that the students' learning process is based on their earlier mathematical experience. This is illustrated by the following situations.

- Before the formal definition of *continuity* is presented, an informal explanation is given, complete with graphs that make use of student intuition into ways in which a function could be discontinuous (see pp. 113–114).
- The definition of *derivative*, in Chapter 1, is presented in the context of a discussion of average rates of change (see p. 135). This presentation is more accessible and realistic than the strictly geometric idea of slope.
- When maximization problems involving volume are introduced (see p. 264), a function is derived that is to be maximized. Instead of forging ahead with the standard calculus solution, the student is first asked to stop, make a table of function values, graph the function, and then estimate the maximum value. This experience provides students with more insight into the problem. They recognize that not only do different dimensions yield different volumes, but also that the dimensions yielding the maximum volume may be conjectured or estimated as a result of the calculations.
- Relative maxima and minima (Sections 2.1 and 2.2) and absolute maxima and minima (Section 2.4) are covered in separate sections in Chapter 2, so that students gradually build up an understanding of these topics as they consider graphing using calculus concepts (see pp. 198–234 and 250–262).
- The explanation underlying the definition of the number  $e$  is presented in Chapter 3 both graphically and through a discussion of continuously compounded interest (see pp. 345–347).



## Strong Algebra Review

One of the most critical factors underlying success in this course is a strong foundation in algebra skills. We recognize that students start this course with varying degrees of skills, so we have included multiple opportunities to help students target their weak areas and remediate or refresh the needed skills.

- New!** ■ **Prerequisite Skills Diagnostic Test (Part A).** This portion of the diagnostic test assesses skills refreshed in Appendix A: Review of Basic Algebra. Answers to the questions reference specific examples within the appendix.
- **Appendix A: Review of Basic Algebra.** This 11-page appendix provides examples on topics such as exponents, equations, and inequalities and applied problems. It ends with an exercise set, for which answers are provided at the back of the book so that students can check their understanding.
- New!** ■ **Prerequisite Skills Diagnostic Test (Part B).** This portion of the diagnostic test assesses skills that are reviewed in Chapter R, and the answers reference specific sections in that chapter. Some instructors may choose to cover these topics thoroughly in class, making this assessment less critical. Other instructors may use all or portions of this test to determine whether there is a need to spend time remediating before moving on with Chapter 1.
- **Chapter R.** This chapter covers basic concepts related to functions, graphing, and modeling. It is an optional chapter based on the prerequisite skills students have.
- New!** ■ **“Getting Ready for Calculus” in MyMathLab.** This optional chapter within MyMathLab provides students with the opportunity to self-remediate in an online environment. Assessment and guidance are provided.

## Applications

Relevant and factual applications drawn from a broad spectrum of fields are integrated throughout the text as applied examples and exercises and are also featured in separate application sections. These have been updated and expanded in this edition to include even more applications using real data. In addition, each chapter opener in this edition includes an application that serves as a preview of what students will learn in the chapter.

The applications in the exercise sets are grouped under headings that identify them as reflecting real-life situations: Business and Economics, Life and Physical Sciences, Social Sciences, and General Interest. This organization allows the instructor to gear the assigned exercises to a particular student and also allows the student to know whether a particular exercise applies to his or her major.

Furthermore, the Index of Applications at the back of the book provides students and instructors with a comprehensive list of the many different fields considered throughout the text.

## Approach to Technology

This edition continues to emphasize mathematical modeling, utilizing the advantages of technology as appropriate. Though the use of technology is optional with this text, its use meshes well with the text's more intuitive approach to applied calculus. For example, the use of the graphing calculator in modeling, as an optional topic, is introduced in Section R.6 and then reinforced many times throughout the text.


### Technology Connections

Technology Connections are included throughout the text to illustrate the use of technology. Whenever appropriate, art that simulates graphs or tables generated by a graphing calculator is included as well.

- New!** This edition also includes discussion of the iPhone applications Graphicus, iPlot, and Grafly to take advantage of technology to which many students have access.

There are four types of Technology Connections for students and instructors to use for exploring key ideas.

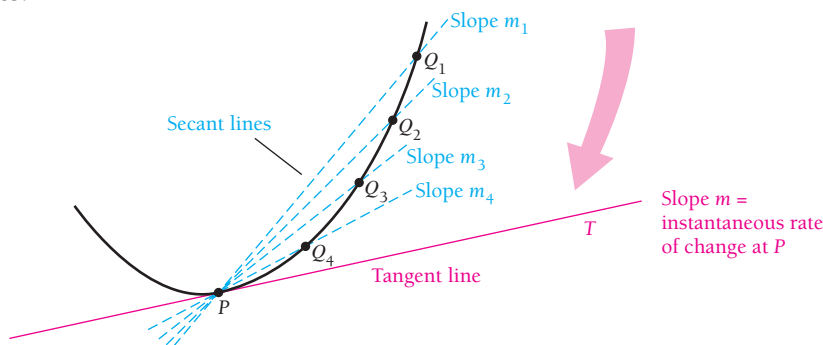
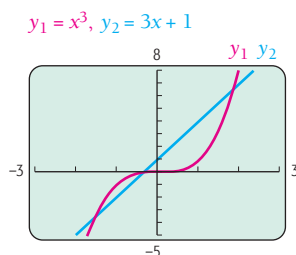
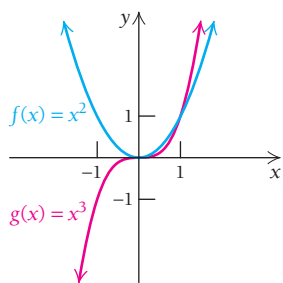
- **Lesson/Teaching.** These provide students with an example, followed by exercises to work within the lesson.
- **Checking.** These tell the students how to verify a solution within an example by using a graphing calculator.
- **Exploratory/Investigation.** These provide questions to guide students through an investigation.

■ **Technology Connection Exercises.** Most exercise sets contain technology-based exercises identified with either a  icon or the heading “Technology Connection.” These exercises also appear in the Chapter Review Exercises and the Chapter Tests. The Printable Test Forms include technology-based exercises as well.

### Use of Art and Color

One of the hallmarks of this text is the pervasive use of color as a pedagogical tool. Color is used in a methodical and precise manner so that it enhances the readability of the text for students and instructors. When two curves are graphed using the same set of axes, one is usually red and the other blue with the red graph being the curve of major importance. This is exemplified in the graphs from Chapter R (pp. 54 and 82) at the left. Note that the equation labels are the same color as the curve. When the instructions say “Graph,” the dots match the color of the curve.

The following figure from Chapter 1 (p. 134) shows the use of colors to distinguish between secant and tangent lines. Throughout the text, blue is used for secant lines and red for tangent lines.



We next find second coordinates by substituting the critical values in the original function:

$$f(-3) = (-3)^3 + 3(-3)^2 - 9(-3) - 13 = 14;$$

$$f(1) = (1)^3 + 3(1)^2 - 9(1) - 13 = -18.$$

Are the points  $(-3, 14)$  and  $(1, -18)$  relative extrema? Let's look at the second derivative. We use the Second-Derivative Test with the critical values  $-3$  and  $1$ :

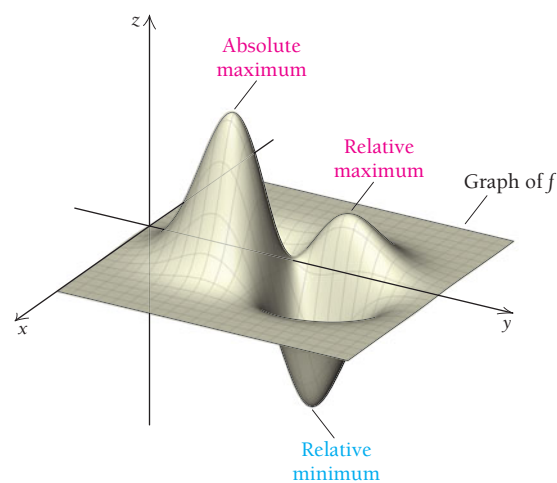
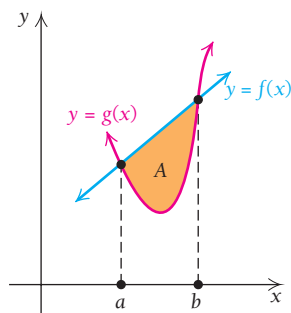
$$f''(-3) = 6(-3) + 6 = -12 < 0; \rightarrow \text{Relative maximum}$$

$$f''(1) = 6(1) + 6 = 12 > 0; \rightarrow \text{Relative minimum}$$

Thus,  $f(-3) = 14$  is a relative maximum and  $f(1) = -18$  is a relative minimum. We plot both  $(-3, 14)$  and  $(1, -18)$ , including short arcs at each point to indicate the graph's concavity. Then, by calculating and plotting a few more points, we can make a sketch, as shown below:

In the text from Chapter 2 (p. 219) shown at the left, the color red denotes substitution in equations and blue highlights the corresponding outputs, including maximum and minimum values. The specific use of color is carried out in the figure that follows. Note that when dots are used for emphasis other than just merely plotting, they are black.

Beginning with the discussion of integration in Chapter 4, the color amber is used to highlight areas in graphs. The figure to the left below, from Chapter 4 (p. 427), illustrates the use of blue and red for the curves and labels and amber for the area.



**New!** In Chapter 6, all of the three-dimensional art has been redrawn for this edition, making it even easier for students to visualize the complex graphs presented in this chapter, like the one above (p. 565).

# Pedagogy of *Calculus and Its Applications*, Tenth Edition

## Chapter Openers **New!**

Each newly designed chapter opener provides a “Chapter Snapshot” that gives students a preview of the topics in the chapter and an application that whets their appetite for the chapter material and provides an intuitive introduction to a key calculus topic. (See pp. 197, 307, and 389.)

## Section Objectives

As each new section begins, its objectives are stated in the margin. These can be spotted easily by the student, and they provide the answer to the typical question “What should I be able to do after completing this section?” (See pp. 322, 399, and 480.)

### 3

## Exponential and Logarithmic Functions

### Chapter Snapshot

**What You'll Learn**

- 3.1 Exponential Functions
- 3.2 Logarithmic Functions
- 3.3 Applications: Uninhibited and Limited Growth Models
- 3.4 Applications: Decay
- 3.5 The Derivatives of  $a^x$  and  $\log_a x$
- 3.6 An Economics Application: Elasticity of Demand

**Why It's Important**

In this chapter, we consider two types of functions that are closely related: *exponential functions* and *logarithmic functions*. After learning to find derivatives of such functions, we will study applications in the areas of population growth and decay, continuously compounded interest, spread of disease, and carbon dating.

**Where It's Used**

**MILLION-DOLLAR COMIC BOOK**  
A 1939 comic book with the first appearance of the “Caped Crusader,” Batman, sold at auction in Dallas in 2010 for \$1.075 million. The comic book originally cost 10¢. What will the value of the comic book be in 2020? After what time will the value of the comic book be \$30 million?

This problem appears as Example 7 in Section 3.3.

**COMIC BOOK VALUE BY YEAR**

### 3.1

## Exponential Functions

### Graphs of Exponential Functions

Consider the following graph. The rapid rise of the graph indicates that it approximates an exponential function. We now consider such functions and many of their applications.

**OBJECTIVES**

- Graph exponential functions.
- Differentiate exponential functions.

**WORLD POPULATION GROWTH**

\*Projected (Source: U.S. Census Bureau.)

Let's review definitions of expressions of the form  $a^x$ , where  $x$  is a rational number.

## Technology Connections

The text allows the instructor to incorporate graphing calculators, spreadsheets, and smart phone applications into classes. All use of technology is clearly labeled so that it can be included or omitted as desired. (See pp. 54–56 and 209–212.)

## Quick Check Exercises **New!**

Giving students the opportunity to check their understanding of a new concept or skill is vital to their learning and their confidence. In this edition, Quick Check exercises follow and mirror selected examples in the text, allowing students to both practice and assess the skills they are learning. Instructors may include these as part of a lecture as a means of gauging skills and gaining immediate feedback. Answers to the Quick Check exercises are provided at the end of each section following the exercise set. (See pp. 236, 331, and 412.)

**TECHNOLOGY CONNECTION**

**Exploratory**

Check the results of Example 3 by entering each function as  $y_1$  and letting  $y_2 = nDeriv(y_1, x, x)$ . Then enter the derivatives from Example 3 as  $y_3$  and use graphs or a table to compare  $y_2$  and  $y_3$ . Using iPlot, graph  $f(x) = 3e^x$  in red. Turn on Derivate. Now suppose the derivative was mistakenly found to be  $f'(x) = 3e^{x-1}$ . Graph this incorrect function in some other color. What happens? Explain. Then describe a procedure for checking the results of Example 3 using iPlot.

Using Graphicus, graph  $g(x) = x^2e^x$  as a first function. Then touch and choose Add derivative. Suppose the derivative was mistakenly found to be  $g'(x) = 2xe^x$ . Graph this incorrect function. What happens? Explain. Then describe a procedure for checking the results of Example 3 using Graphicus.

In Section 3.5, we will develop a formula for the derivative of the more general exponential function given by  $y = a^x$ .

**Finding Derivatives of Functions Involving  $e$**

We can use Theorem 1 in combination with other theorems derived earlier to differentiate a variety of functions.

**EXAMPLE 3** Find  $dy/dx$ : a)  $y = 3e^x$ ; b)  $y = x^2e^x$ ; c)  $y = \frac{e^x}{x^2}$ .

**Solution**

a)  $\frac{d}{dx}(3e^x) = 3 \frac{d}{dx}e^x$  Recall that  $\frac{d}{dx}(e^x \cdot f(x)) = e^x \cdot f'(x)$ .

$$= 3e^x$$

b)  $\frac{d}{dx}(x^2e^x) = x^2 \cdot e^x + e^x \cdot 2x$  Using the Product Rule

$$= e^x(x^2 + 2x), \text{ or } xe^x(x + 2)$$
 Factoring

c)  $\frac{d}{dx}\left(\frac{e^x}{x^2}\right) = \frac{x^2 \cdot e^x - e^x \cdot 2x^2}{x^4}$  Using the Quotient Rule

$$= \frac{x^2e^x(x - 2)}{x^4}$$
 Factoring

$$= \frac{e^x(x - 2)}{x^2}$$
 Simplifying

Suppose that we have a more complicated function in the exponent, as in

$$h(x) = e^{x^2 - 5x}$$

This is a composition of functions. For such a function, we have  $h(x) = g(f(x)) = e^{f(x)}$ , where  $g(x) = e^x$  and  $f(x) = x^2 - 5x$ . Now  $g'(x) = e^x$ . Then by the Chain Rule (Section 1.7), we have

$$h'(x) = g'(f(x)) \cdot f'(x)$$

$$= e^{f(x)} \cdot f'(x).$$

For the case above,  $f(x) = x^2 - 5x$ , so  $f'(x) = 2x - 5$ . Then

$$h'(x) = g'(f(x)) \cdot f'(x)$$

$$= e^{f(x)} \cdot f'(x)$$

$$= e^{x^2 - 5x}(2x - 5).$$

The next theorem, which we have proven using the Chain Rule, allows us to find derivatives of functions like the one above.

**Quick Check 3**

Differentiate:

a)  $y = 6e^x$ ; b)  $y = x^2e^x$ ;

c)  $y = \frac{e^x}{x^2}$ .

### Section Summary

- The exponential function  $f(x) = e^x$ , where  $e \approx 2.71828$ , has the derivative  $f'(x) = e^x$ . That is, the slope of a tangent line to the graph of  $y = e^x$  is the same as the function value at  $x$ .
- The graph of  $f(x) = e^x$  is an increasing function with no critical values, no maximum or minimum values, and no points of inflection. The graph is concave up, with  $\lim_{x \rightarrow -\infty} f(x) = 0$  and  $\lim_{x \rightarrow \infty} f(x) = \infty$ .
- Calculus is rich in applications of exponential functions.

### EXERCISE SET 3.1

**Graph**

1. $y = 4^x$	2. $y = 5^x$	45. $y = \sqrt{e^x - 1}$	46. $y = \sqrt{e^x + 1}$
3. $y = (0.25)^x$	4. $y = (0.2)^x$	47. $y = ae^{-2x} + e^{2x} + x^3$	48. $y = e^x + x^3 - ae^x$
5. $f(x) = \left(\frac{1}{2}\right)^x$	6. $f(x) = \left(\frac{1}{3}\right)^x$	49. $y = 1 - e^{2x}$	50. $y = 1 - e^{-2x}$
7. $g(x) = \left(\frac{1}{2}\right)^x$	8. $g(x) = \left(\frac{1}{3}\right)^x$	51. $y = 1 - e^{-4x}$	52. $y = 1 - e^{-8x}$
9. $f(x) = (2.5)^x$	10. $f(x) = (1.2)^x$	53. $g(x) = (4x^2 + 3)e^{4x^2 - 2x}$	54. $g(x) = (5x^2 - 8)e^{5x^2 - 8x}$

**Differentiate.**

11. $f(x) = e^{-x}$	12. $f(x) = e^x$
13. $g(x) = e^{2x}$	14. $g(x) = e^{3x}$

Graph each function. Then determine critical values, inflection points, intervals over which the function is increasing or decreasing, and the concavity.

## Section Summary **New!**


To assist students in identifying the key topics for each section, a Section Summary now precedes every exercise set. Key concepts and definitions are presented in bulleted list format to help focus students' attention on the most important ideas presented in the section. (See pp. 106, 246, and 360.)

### APPLICATIONS

#### Business and Economics

**81. U.S. exports.** U.S. exports of goods are increasing exponentially. The value of the exports,  $x$  years after 2000, can be approximated by  $V(x) = 1.6e^{0.044x}$ , where  $x = 0$  corresponds to 2000 and  $V$  is in billions of dollars. (Source: U.S. Commerce Department.)

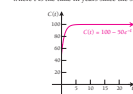
- Estimate the value of U.S. exports in 2009 and 2020.
- What is the doubling time for the value of U.S. exports?



**82. Organic food.** More Americans are buying organic fruit and vegetables and products made with organic ingredients. The amount  $A(t)$ , in billions of dollars, spent on organic food and beverages  $t$  years after 1995 can be approximated by  $A(t) = 2.4e^{0.076t}$ . (Source: Nutrition Business Journal, 2004.)

- Estimate the amount that Americans spent on organic food and beverages in 2009.
- Estimate the rate at which spending on organic food and beverages was growing in 2006.

**83. Marginal cost.** A company's total cost, in millions of dollars, is given by  $C(t) = 100 - 50e^{-t}$ , where  $t$  is the time in years since the start-up date.



Find each of the following.

- The marginal cost,  $C'(t)$
- $C''(t)$

**84. Marginal cost.** A company's total cost, in millions of dollars, is given by  $C(t) = 200 - 40e^{-t}$ , where  $t$  is the time in years since the start-up date.

Find each of the following.

- The marginal cost,  $C'(t)$
- $C''(t)$

**85. Marginal demand.** At a price of  $t$  dollars, the demand, in thousand units, for a certain music player is given by the demand function  $q = 240e^{-0.001t}$ .

- How many music players will be bought at a price of \$250? Round to the nearest thousand.
- Graph the demand function for  $0 \leq t \leq 400$ .
- Find the marginal demand,  $q'(t)$ .
- Interpret the meaning of the derivative.

**86. Marginal supply.** At a price of  $t$  dollars, the supply function for the music player in Exercise 85 is given by  $q = 75e^{0.001t}$ , where  $q$  is in thousands of units.

- How many music players will be supplied at a price of \$250? Round to the nearest thousand.
- Graph the supply function for  $0 \leq t \leq 400$ .
- Find the marginal supply,  $q'(t)$ .
- Interpret the meaning of the derivative.

#### Life and Physical Sciences

**87. Medication concentration.** The concentration  $C$ , in parts per million, of a medication in the body  $t$  hours after ingestion is given by the function  $C(t) = 10t^2 e^{-t}$ .

- Find the concentration after 0 hr, 1 hr, 2 hr, 3 hr, and 10 hr.
- Sketch a graph of the function for  $0 \leq t \leq 10$ .
- Find the rate of change of the concentration,  $C'(t)$ .
- Find the maximum value of the concentration and the time at which it occurs.
- Interpret the meaning of the derivative.


## Variety of Exercises

There are over 3500 exercises in this edition. All exercise sets are enhanced by the inclusion of real-world applications, detailed art pieces, and illustrative graphs.

### Applications

A section of applied problems is included in nearly every exercise set. The problems are grouped under headings that identify them as business and economics, life and physical sciences, social sciences, or general interest. Each problem is accompanied by a brief description of its subject matter (see pp. 155–157, 347–351, and 397–398).

### Thinking and Writing Exercises

Identified by a , these exercises ask students to explain mathematical concepts in their own words, thereby strengthening their understanding (see pp. 143, 249, and 422).

### Synthesis Exercises

Synthesis exercises are included in every exercise set, including the Chapter Review Exercises and Chapter Tests. They require students to go beyond the immediate objectives of the section or chapter and are designed to both challenge students and make them think about what they are learning (see pp. 176, 276, and 364).

### Social Sciences

**88. Fibonacci learning model.** Suppose that you are given the task of learning 100% of a block of knowledge. Human nature is such that we retain only a percentage  $P$  of knowledge  $w$  weeks after we have learned it. The Fibonacci learning model asserts that  $P$  is given by  $P(t) = Q = (100 - Q)e^{-kt}$ , where  $Q$  is the percentage that we would never forget and  $k$  is a constant that depends on the knowledge learned. Suppose that  $Q = 40$  and  $k = 0.7$ .

- Find the percentage retained after 0 weeks, 1 week, 2 weeks, 6 weeks, and 10 weeks.
- Find  $\lim_{t \rightarrow \infty} P(t)$ .
- Sketch the graph of  $P$ .
- Find the rate of change of  $P$  with respect to time  $t$ .
- Interpret the meaning of the derivative.

### TECHNOLOGY CONNECTION

Use a graphing calculator (or *WuX* or *Graphical*) to graph each function in Exercises 107 and 108, and find all relative extrema.

107.  $f(x) = x^2 e^{-x}$       108.  $f(x) = e^{-x^2}$

For each of the functions in Exercises 109–112, graph  $f$ ,  $f'$ , and  $f''$ .

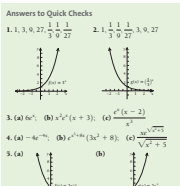
109.  $f(x) = e^{-x}$       110.  $f(x) = e^{x^2}$

111.  $f(x) = 2e^{3x}$       112.  $f(x) = 1000e^{-0.0005x}$

113. Graph  $f(x) = \left(1 + \frac{1}{x}\right)^x$ . Use the TABLE feature and very large values of  $x$  to confirm that  $e$  is approached as a limit.



### Answers to Quick Checks

1. 1, 3, 9, 27	2. 1, 1, 1, 1
3. 1, 0, 27	4. 1, 0, 27



3. (a)  $6e^{-6}$ , (b)  $e^{-6}(6+3)$ , (c)  $\frac{e^{-6}(6-2)}{3}$

4. (a)  $-6e^{-6}$ , (b)  $e^{-6}(3e^2 + 8)$ , (c)  $\frac{2e^{-6}}{\sqrt{e^2 + 5}}$

5. (a)  (b) 

No critical values  
Increasing on  $(-\infty, \infty)$   
No inflection points  
Concave up on  $(-\infty, \infty)$

No critical values  
Increasing on  $(-\infty, \infty)$   
No inflection points  
Concave up on  $(-\infty, \infty)$

6. (a) 20, 28.8, 47.1, 61.9, 74.6, 78.4  
(b)  $N'(t) = 7.2e^{-0.07t}$  after  $t$  days, the rate of change of number of phones produced per day is given by  $7.2e^{-0.07t}$   
(c) 80 phones produced per day

### EXERCISE SET 3.1

**Differentiate.**

11. $f(x) = e^{-x}$	12. $f(x) = e^x$
13. $g(x) = e^{2x}$	14. $g(x) = e^{3x}$

**89.**  $y = (e^{2x} + 1)^3$       90.  $y = (e^x - 2)^2$

**91.**  $y = \frac{e^{2x} - e^x}{e^{2x} + 1}$       92.  $y = \sqrt{e^x + 1}$

**93.**  $y = \frac{e^x}{x^2 + 1}$       94.  $y = \frac{e^x}{x^2}$

**95.**  $f(x) = x^2 + \sqrt{x^2}$       96.  $f(x) = \frac{1}{x} + e^{3x}$

**97.**  $f(x) = e^{3x} \sqrt{x^2 - 1}$       98.  $f(x) = \frac{e^{2x}}{1 + e^x}$

**99.**  $f(x) = \frac{e^x - e^{-x}}{x}$       100.  $f(x) = e^x$

Exercises 101 and 102 each give an expression for  $e$ . Find the function values that are approximations for  $e$ . Round to five decimal places.

101. For  $f(x) = (1 + \frac{1}{x})^x$ , we have  $e = \lim_{x \rightarrow \infty} f(x)$ . Find  $f(1)$ ,  $f(0.5)$ ,  $f(0.2)$ ,  $f(0.1)$ , and  $f(0.001)$ .

102. For  $g(x) = (1 + \frac{1}{x})^{x+1}$ , we have  $e = \lim_{x \rightarrow \infty} g(x)$ . Find  $g(0.5)$ ,  $g(0.9)$ ,  $g(0.99)$ ,  $g(0.999)$ , and  $g(0.9999)$ .

103. Find the maximum value of  $f(x) = e^{2x} - e^x$  over  $[0, 4]$ .

104. Find the minimum value of  $f(x) = xe^{-x}$  over  $[-2, 0]$ .

105. A student made the following error on a test:

$$\frac{d}{dx} e^x = xe^{x-1}$$

Identify the error and explain how to correct it.

106. Describe the differences in the graphs of  $f(x) = 3^x$  and  $g(x) = x^3$ .

## Technology Connection Exercises

These exercises appear in the Technology Connections (see pp. 29, 141, and 327) and in the exercise sets (see pp. 120, 249, and 425). They allow students to solve problems or check solutions using a graphing calculator or smart phone.

## Concept Reinforcement Exercises

As always, each chapter closes with a set of Chapter Review Exercises, which includes 8 to 14 Concept Reinforcement exercises at the beginning. The exercises are confidence builders for students who have completed their study of the chapter. Presented in matching, true/false, or fill-in-the-blank format, these exercises can also be used in class as oral exercises. Like all review exercises, each concept reinforcement exercise is accompanied by a bracketed section reference to indicate where discussion of the concept appears in the chapter. (See pp. 301, 382, and 466.)

**CHAPTER 5 SUMMARY**

**KEY TERMS AND CONCEPTS**

**SECTION 5.1**

If  $p = D(x)$  is a demand function, then the consumer surplus at a point  $(Q, P)$  is  $\int_0^Q D(x) dx - QP$ .

If  $p = S(x)$  is a supply function, then the producer surplus at a point  $(Q, P)$  is  $QP - \int_0^Q S(x) dx$ .

The equilibrium point  $(x_0, P_0)$  is the point at which the supply and demand curves intersect.

Let  $p = 12 - 1.5x$  be a demand function and  $p = 4 + 0.5x$  be a supply function. The two curves intersect at  $(4, 6)$ , the equilibrium point. At this point, the consumer surplus is  $\int_0^4 (12 - 1.5x) dx - (4)(6) = 36 - 24 = 12$ , and the producer surplus is  $(4)(6) - \int_0^4 (4 + 0.5x) dx = 24 - 20 = 4$ .

## Redesigned Chapter Summary **New!**

We introduced chapter summaries in the Ninth Edition, and they were well received by students and instructors. To make the summaries even more user-friendly in this Tenth Edition, we have reformatted them in a tabular style that makes it even easier for students to distill key ideas. Each chapter summary presents a section-by-section list of key definitions, concepts, and theorems, with examples for further clarification. (See pp. 185, 295, and 378.)

## Chapter Reviews and Tests

At the end of each chapter are review exercises and a test. The Chapter Review Exercises, which include bracketed references to the sections in which the related course content first appears, provide comprehensive coverage of each chapter's material (see pp. 190–192).

The Chapter Test includes synthesis and technology questions (see pp. 192–193). There is also a Cumulative Review at the end of the text that can serve as a practice final examination. The answers, including section references, to the chapter tests and the Cumulative Review are at the back of the book. Six additional forms of each of the chapter tests and the final examination, with answer keys and ready for classroom use, appear in the Printable Test Forms.

**CHAPTER 4 REVIEW EXERCISES**

*These review exercises are for test preparation. They can also be used as a practice test. Answers are at the back of the book. The blue bracketed section references tell you what parts of the chapter to reread if your answer is incorrect.*

**CONCEPT REINFORCEMENT**

Classify each statement as either true or false.

- Riemann sums are a way of approximating the area under a curve by using rectangles. [1, 2]
- If  $a$  and  $b$  are both negative, then  $\int_a^b f(x) dx$  is negative. [4, 3]
- For any continuous function  $f$  defined over  $[-1, 7]$ , it follows that  $\int_{-1}^7 f(x) dx + \int_7^1 f(x) dx = \int_{-1}^1 f(x) dx$ . [14, 4]
- Every integral can be evaluated using integration by parts. [16, 6]

Match each integral in column A with the corresponding antiderivative in column B. [4, 1, 4, 5]

Column A	Column B
5. $\int \frac{1}{\sqrt{x}} dx$	a) $\ln x + C$
6. $\int (1 + 2x)^{-2} dx$	b) $-x^{-1} + C$
7. $\int \frac{1}{x^2} dx, x > 0$	c) $-(1 + x^2)^{-1} + C$
8. $\int \frac{2x}{1 + x^2} dx$	d) $-\frac{1}{2}(1 + 2x)^{-1} + C$
9. $\int \frac{1}{x^2} dx$	e) $2x^{1/2} + C$
10. $\int \frac{2x}{(1 + x^2)^2} dx$	f) $\ln(1 + x^2) + C$

**CHAPTER 4 TEST**

1. Approximate  $\int_0^4 (25 - x^2) dx$  by computing the area of each rectangle and adding.

Evaluate:

- $\int \sqrt{3x} dx$
- $\int (x^2 + \frac{1}{x^3}) dx$  (assume  $x > 0$ )
- $\int 100x^2 dx$

Find the area under the curve over the indicated interval.

- $y = x - x^2, [0, 1]$
- $y = \frac{1}{x}, [1, 3]$

7. Give an interpretation of the shaded area.

Evaluate:

- $\int_0^1 (2x + 3x^2) dx$
- $\int_0^1 e^{-2x} dx$
- $\int_0^1 g(x) dx$ , where  $g(x) = \begin{cases} x^2 & \text{for } x \leq 2 \\ 6 - x & \text{for } x > 2 \end{cases}$

12. Decide whether  $\int_0^1 f(x) dx$  is positive, negative, or zero.

Evaluate using substitution. Assume  $u > 0$  when  $\ln u$  appears. Do not use Table 1.

- $\int \frac{dx}{x + 12}$
- $\int x^2(x^3 + 3)^2 dx$
- Use integration by parts. Do not use Table 1.
- $\int x^2 \ln x dx$
- Evaluate using Table 1.
- $\int \frac{dx}{\sqrt{2x - 1}}$
- Find the average value of  $y = 4t^3 + 2t$  over  $[-1, 2]$ .
- Find the area of the region in the first quadrant bounded by  $y = x$  and  $y = x^2$ .
- Business: cost from marginal cost.** An air conditioning company determines that the marginal cost, in dollars, for the  $x$ th air conditioner is given by  $C'(x) = -0.2x + 500$ .  $C(0) = 0$ . Find the total cost of producing 100 air conditioners.
- Social science: learning curve.** A translator's speed over 4-min intervals is given by  $W(t) = -4t^2 + 12t = 30$ ,  $1 \leq t \leq 4$ , where  $W(t)$  is the speed, in words per minute, at time  $t$ . How many words are translated during the second minute (from  $t = 1$  to  $t = 2$ )?
- A robot leaving a spacecraft has velocity given by  $v(t) = -0.4t^2 + 2$ , where  $v(t)$  is in kilometers per hour and  $t$  is the number of hours since the robot left the spacecraft. Find the total distance traveled during the first 3 hr.

Integrate using any method. Assume  $u > 0$  when  $\ln u$  appears.

- $\int \frac{6}{x + 7x} dx$
- $\int x^2 dx$

## Extended Technology Applications

Extended Technology Applications at the end of each chapter use real applications and real data. They require a step-by-step analysis that encourages group work. More challenging in nature, the exercises in these features involve the use of regression to create models on a graphing calculator.

**Extended Technology Application**

**Business: Distribution of Wealth**

**Lorenz Functions and the Gini Coefficient**

The distribution of wealth within a population is of great interest to many economists and sociologists. Let  $y = f(x)$  represent the percentage of wealth owned by  $x$  percent of the population, with  $x$  and  $y$  expressed as decimals between 0 and 1. The assumptions are that 0% of the population owns 0% of the wealth and that 100% of the population owns 100% of the wealth. With these requirements in place, the Lorenz function is defined to be any continuous, increasing and concave upward function connecting the points  $(0, 0)$  and  $(1, 1)$ , which represent the two extremes. The function is named for economist Max Otto Lorenz (1880–1962), who developed these concepts as a graduate student in 1905–1906.

If the collective wealth of a society is equitably distributed among its population, we would observe that “5% of the population owns 5% of the wealth,” and this is modeled by the function  $f(x) = x$ , where  $0 \leq x \leq 1$ . This is an example of a Lorenz function that is often called the line of equality.

In many societies, the distribution of wealth is not equitable. For example, the Lorenz function  $f(x) = x^2$  would represent a society in which a large percentage of the population owns a small percentage of the wealth. For example, in this society, we observe that  $f(0.7) = 0.7^2 = 0.49$ , meaning that 70% of the population owns just 49% of the wealth, with the implication that the other 30% owns the remaining 51% of the wealth.

In the graphs below, we see the line of equality in the left-most graph, and increasingly inequitable distributions as we move to the right.

## **New and Revised Content**

In response to faculty and student feedback, we have made many changes to the text's content for this edition. New examples and exercises have been added throughout each chapter, as well as new problems to each chapter's review exercises and chapter test. Data have been updated wherever achievable, so that problems use the most up-to-date information possible. Following is an overview of the major changes in each chapter.

### **Chapter R**

Chapter R contains numerous updated problems involving real-world data. We have continued to stress the use of regression for modeling throughout the text. New to this edition is the introduction in Section R.5 of two apps for the iPhone: iPlot and Graphicus. These are, in effect, graphing calculator apps. Though they do not perform all of the tasks that graphing calculators like the TI-83 Plus and the TI-84 Plus do, they are accessibly priced and visually appealing. (See pp. 55–56.)

### **Chapter 1**

Chapter 1 contains 10 new examples designed to reinforce the main concepts and applications of limits, continuity, derivatives, and the Chain Rule. Some of these examples serve as a bridge between concepts. In Section 1.5, we have added an expanded demonstration of the Power Rule of differentiation. Though not a complete proof, it ties together skills developed in earlier sections to obtain the derivative of a positive-integer power. To see a general demonstration of this fact may help convince some students that the derivative form is not a “lucky accident.” In a new example in Section 1.5, the derivative is used as a means to demonstrate behaviors of a function. This material is developed more fully in Chapter 2, but it is valuable to introduce an easy example early, so that students have some familiarity with the derivative as an analytical tool, as opposed to a formula to be memorized. In Section 1.6, more detail is shown for the steps in the Product and Quotient Rules. Finally, in Section 1.8, a new example continues the discussion from Section 1.7 in which we “hint” at the change in value of a derivative and the concept of concavity, although that specific term is not introduced until Chapter 2.

### **Chapter 2**

Sections 2.1 and 2.2 are refreshed by adding clarification for key themes and a discussion of optimization from both algebraic and calculus viewpoints. A new example in Section 2.2 ties together the discussion in earlier examples. In Section 2.3, a new example asks the student to “build” a function based on some given facts about its behavior. This serves as a gauge as to whether the student understands the concepts as opposed to memorizing steps. Section 2.6 has significant new material on using differentials as a means for approximation in real-world settings.

### **Chapter 3**

This chapter also has many new applications and updates of data in examples and exercises. New applications include those focusing on the exponential growth in the value of the Forever Stamp, of Facebook membership, of costs of attending a 4-year college or university, of the number of subscribers to Sirius XM radio, of net sales of Green Mountain Coffee Roasters, and of the value of antique Batman and Superman comic books. There are also new examples on exponential decay of the number of farms in the United States, of the number of cases of tuberculosis, and of the magnitude of earthquakes in Haiti and Chile.

### **Chapter 4**

This chapter's presentation of integration has been significantly rearranged. The chapter starts with general antidifferentiation in Section 4.1. We feel this is a good way to segue from differential to integral calculus. Students at this stage may not yet know “why” they need to understand antiderivatives, but they can at least draw upon their skills of differentiation to learn the process of antidifferentiation. At the end of Section 4.1, a new Technology Connection introduces area under a curve. Although area under a curve is not formally discussed until Section 4.2, we feel that walking the students through the process may allow them to make the connection that antidifferentiation has something to do with area. When they start Section 4.2, they will have some basic skills of antidifferentiation and some idea of its significance. In Section 4.2, we concentrate on the geometry behind integration: Riemann sums and the development of the definite integral.

Many basic examples are presented in order to show various cases where area under a curve “makes sense.” Finally, in Section 4.3, we bring the two processes together with the Fundamental Theorem of Calculus. New examples throughout the remainder of Chapter 4 show some of the concepts in a different light. For example, in Section 4.5, we include a new example that extends the usual  $u$ - $du$  method of substitution. This concept can be applied to integration by parts (Section 4.6), to show students that sometimes there may be more than one way to find an anti-derivative. Many of these concepts are further discussed in the Synthesis sections of the exercise sets. Finally, the new Extended Technology Application for Chapter 4 shows how Lorenz functions and Gini coefficients are used to analyze distribution of wealth (or resources) in a society.

### Chapter 5

Chapter 5 begins with a discussion of consumer and producer surplus, which has been rewritten and the graphs re-rendered to illustrate some of the concepts more clearly. Section 5.2 has been entirely rewritten. Reviewers made several suggestions that improved the clarity of this section. (We especially want to thank Bruce Thomas of Kennesaw State University for his extensive help.) Section 5.5 includes a significant amount of new material on percentiles, including three new examples, and Section 5.6 contains a new example illustrating the use of volumes by rotation. Finally, a brief discussion of the solution of general first-order linear differential equations is included in the Synthesis section of Exercise Set 5.7.

### Chapter 6

Many new examples have been added to Chapter 6. One in Section 6.1 shows how tables are used in real life to express a multivariable concept (payments on an amortized loan). A more formal discussion and an example on domains of a two-variable function are presented later. Section 6.4 has a new Technology Connection discussing a method of finding solutions to two-variable linear systems using matrices. Although systems of equations are not covered formally in this text, the need to solve such a system is central to the topic of regression, covered in Section 6.4. The method presented in the Technology Connection allows the student to better understand this aspect of the long process of regression more quickly. In Section 6.5, a more formal discussion of constrained optimization on a closed and bounded region allows us to include the Extreme-Value Theorem and extend the ideas of path constraints. Section 6.6 now has an extra example illustrating the use of a double integral. Finally, another smart phone app, Grafly, is introduced in Chapter 6. Accessibly priced, it can be used to create visually appealing graphs of functions of two variables.

### **New!** Appendixes

This edition includes two new appendixes. Appendix B: Regression and Microsoft Excel shows how regression can be done with Excel (2007 and later versions) far more robustly than with the TI calculators. Appendix C: MathPrint Operating System for TI-84 and TI-84 Plus Silver Edition shows how students can transition to the new operating system for TI-84 calculators.

### **More Applications and Exercises**

For most instructors, the ultimate goal is for students to be able to apply what they learn in this course to everyday scenarios. This ability motivates learning and brings student understanding to a higher level.

- Over 300 applications have been added or updated.
- Data in applications has been updated whenever achievable.
- Over 630 exercises are new or updated.
- The number of business and finance applications has been increased by over 10%. Section 5.2 contains numerous new problems on present and future value, accumulated future value, and accumulated present value.

### **New!** Annotated Instructor's Edition

An Annotated Instructor's Edition has been added to the long list of instructor resources. Located in the margins in the AIE are Teaching Tips, which are ideal for new or less experienced instructors. In addition, answers to exercises are provided on the same page, making it easier than ever to check student work.

## Supplements

### STUDENT SUPPLEMENTS

#### Student's Solutions Manual

(ISBN: 0-321-74495-0 | 978-0-321-74495-1)

- Provides detailed solutions to all odd-numbered exercises, with the exception of the Thinking and Writing exercises

#### Graphing Calculator Manual

(ISBN: 0-321-74496-9 | 978-0-321-74496-8)

- Provides instructions and keystroke operations for the TI-83/84 Plus, and TI-84 Plus with new operating system, featuring MathPrint™.
- Includes worked-out examples taken directly from the text
- Topic order corresponds with that of the text

#### Video Lectures on DVD-ROM with optional captioning

(ISBN: 0-321-74498-5 | 978-0-321-74498-2)

- Complete set of digitized videos for student use at home or on campus
- Ideal for distance learning or supplemental instruction

#### Supplementary Chapters

- Three chapters: Sequences and Series, Differential Equations, and Trigonometric Functions
- Include many applications and optional technology material
- Available to qualified instructors through the Pearson Instructor Resource Center, [www.pearsonhighered.com/irc](http://www.pearsonhighered.com/irc), and to students at the downloadable student resources site, [www.pearsonhighered.com/mathstatsresources](http://www.pearsonhighered.com/mathstatsresources), or within MyMathLab

All of the student supplements listed above are included in MyMathLab.

### INSTRUCTOR SUPPLEMENTS

#### Annotated Instructor's Edition **New!**

(ISBN: 0-321-72511-5 | 978-0-321-72511-0)

- Includes numerous Teaching Tips
- Includes all of the answers, usually on the same page as the exercises, for quick reference

#### Online Instructor's Solutions Manual (downloadable)

- Provides complete solutions to all text exercises
- Available to qualified instructors through the Pearson Instructor Resource Center, [www.pearsonhighered.com/irc](http://www.pearsonhighered.com/irc), and MyMathLab

#### Printable Test Forms (downloadable)

- Contains six alternative tests per chapter
- Contains six comprehensive final exams
- Includes answer keys
- Available to qualified instructors through the Pearson Instructor Resource Center, [www.pearsonhighered.com/irc](http://www.pearsonhighered.com/irc), and MyMathLab

#### TestGen®

- Enables instructors to build, edit, and print, and administer tests using a computerized bank of questions developed to cover all the objectives of the text
- Algorithmically based, allowing instructors to create multiple but equivalent versions of the same question or test with the click of a button
- Allows instructors to modify test bank questions or add new questions
- Available for download from [www.pearsoned.com/testgen](http://www.pearsoned.com/testgen)

#### PowerPoint Lecture Presentation

- Classroom presentation software oriented specifically to the text's topic sequence
- Available to qualified instructors through the Pearson Instructor Resource Center, [www.pearsonhighered.com/irc](http://www.pearsonhighered.com/irc), and MyMathLab

## Media Supplements

### MyMathLab® Online Course (access code required)

MyMathLab® is a text-specific, easily customizable online course that integrates interactive multimedia instruction with textbook content. MyMathLab gives an instructor the tools to deliver all or a portion of the course online, whether students are in a lab setting or working from home.

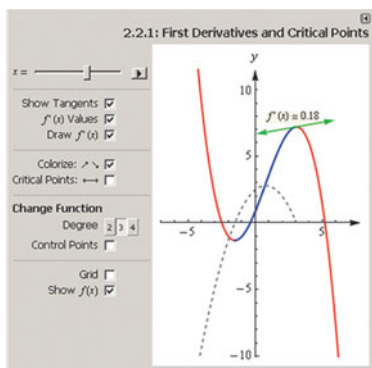
- **Interactive homework exercises**, correlated to the textbook at the objective level, are algorithmically generated for unlimited practice and mastery. Most exercises are free-response and provide guided solutions, sample problems, and tutorial learning aids for extra help.
- **Personalized homework** assignments can be designed to meet the needs of individual students. MyMathLab tailors the assignment for each student based on his or her test or quiz scores. Each student receives a homework assignment that contains only the problems he or she still needs to master.



- **Personalized Study Plan**, generated when students complete a test or quiz or homework, indicates which topics have been mastered and gives links to tutorial exercises for topics not yet mastered. The instructor can customize the Study Plan so that the topics available match course content.
- **Multimedia learning aids**, such as video lectures and podcasts, animations and interactive figures, and a complete multimedia textbook, help students independently improve their understanding and performance. These multimedia learning aids can be assigned as homework to help students grasp the concepts.

**New!**

- **Interactive figures** are included within MyMathLab as both teaching and learning tools. These figures, which use the static figures in the text as a starting point, were created by Charles Stevens of Skagit Valley College. They can be used by instructors during lectures to illustrate some of the more difficult and visually challenging calculus topics. Used in this manner, the figures engage students more fully and save time otherwise spent rendering figures by hand. Instructors may also choose to assign the questions that accompany the figures, which leads students to discover key concepts. The interactive figures are also available to students, who may explore them on their own as a way to better visualize the concepts being presented.



- **Homework and Test Manager** allows instructors to assign homework, quizzes, and tests that are automatically graded. Just the right mix of questions can be selected from the MyMathLab exercise bank, instructor-created custom exercises, and/or TestGen<sup>®</sup> test items.
- **Gradebook**, designed specifically for mathematics and statistics, automatically tracks students' results, letting the instructor stay on top of student performance and providing control over how to calculate final grades. Instructors can also add offline (paper-and-pencil) grades to the gradebook.
- **MathXL Exercise Builder** allows instructors to create static and algorithmic exercises for online assignments. They can use the library of sample exercises as an easy starting point or edit any course-related exercise.
- **Pearson Tutor Center** ([www.pearson tutorservices.com](http://www.pearson tutorservices.com)) access is automatically included with MyMathLab. The Tutor Center is staffed by qualified math instructors who provide textbook-specific tutoring for students via toll-free phone, fax, email, and interactive Web sessions.

Students do their assignments in the Flash<sup>®</sup>-based MathXL Player, which is compatible with almost any browser (Firefox<sup>®</sup>, Safari<sup>™</sup>, or Internet Explorer<sup>®</sup>) on either common platform (Macintosh<sup>®</sup> or Windows<sup>®</sup>). MyMathLab is powered by CourseCompass<sup>™</sup>, Pearson Education's online teaching and learning environment, and by MathXL<sup>®</sup>, its online homework, tutorial, and assessment system. MyMathLab is available to qualified adopters. For more information, visit [www.mymathlab.com](http://www.mymathlab.com) or contact your Pearson representative.

### MathXL<sup>®</sup> Online Course (access code required)

MathXL<sup>®</sup> is a powerful online homework, tutorial, and assessment system that accompanies Pearson Education's textbooks in mathematics or statistics. With MathXL, instructors can

- create, edit, and assign online homework and tests using algorithmically generated exercises correlated at the objective level to the textbook;
- create and assign their own online exercises and import TestGen tests for added flexibility; and
- maintain records of all student work tracked in MathXL's online gradebook.

With MathXL, students can

- take chapter tests in MathXL and receive personalized study plans and/or personalized homework assignments based on their test results;
- use the study plan and/or the homework to link directly to tutorial exercises for the objectives they need to study; and
- access supplemental animations and video clips directly from selected exercises.

MathXL is available to qualified adopters. For more information, visit [www.mathxl.com](http://www.mathxl.com), or contact your Pearson representative.

## InterAct Math Tutorial Website: [www.interactmath.com](http://www.interactmath.com)

Get practice and tutorial help online! This interactive tutorial website provides algorithmically generated practice exercises that correlate directly to the exercises in the textbook. Students can retry an exercise as many times as they like, with new values each time for unlimited practice and mastery. Every exercise is accompanied by an interactive guided solution that provides helpful feedback in response to incorrect answers, and students can also view a worked-out sample problem that steps them through an exercise similar to the one they're working on.

## Acknowledgments

As authors, we have taken many steps to ensure the accuracy of this text. Many devoted individuals comprised the team that was responsible for monitoring the revision and production process in a manner that makes this a work of which we can all be proud. We are thankful for our publishing team at Pearson, as well as all of the Pearson representatives who share our book with educators across the country. Many thanks to Michelle Christian, who was instrumental in getting Scott Sargent's first book printed and in bringing him to the attention of the Pearson team.

We would like to thank Jane Hoover for her many helpful suggestions, proofreading, and checking of art. Jane's attention to detail and pleasant demeanor made our work as low in stress as humanly possible, given the demands of the production process.

We also wish to thank Michelle Beecher Lanosga for her incredibly helpful data research. Her efforts make the real-world problems in this text as up-to-date as possible, given the production deadlines we faced. Geri Davis deserves credit for both the attractive design of the text and the coordination of the many illustrations, photos, and graphs. She is always a distinct pleasure to work with and sets the standard by which all other art editors are measured.

We are very grateful for Mary Ann Teel's contributions to this edition: her thoughtful comments while reviewing draft chapters, her careful reading of the exposition for accuracy and consistency, and her work on the testing manual. Many thanks to Lisa Grilli for her insightful review and for providing helpful teaching tips for the Annotated Instructor's Edition. We greatly appreciate Dave Dubriske's work on the solutions manuals and Steve Ouellette's work on Appendix C and the *Graphing Calculator Manual*. Many thanks also to Lauri Semarne, Patricia Nelson, Deanna Raymond, and Doug Ewert for their careful checking of the manuscript and typeset pages.

Finally, the following reviewers provided thoughtful and insightful comments that helped immeasurably in the revision of this text.

Nilay Tanik Argon, *The University of North Carolina at Chapel Hill*

Debra S. Carney, *University of Denver*

Hugh Cornell, *University of North Florida*

Rakissa Cribari, Ph.D., *University of Colorado–Denver*

Jerry DeGroot, *Purdue University North Central*

Samantha C. Fay, *Jefferson College*

Burt K. Fischer, CPA

Lewis A. Germann, *Troy University*

Lisa Grilli, *Northern Illinois University*

John R. Griggs, *North Carolina State University*

Mary Beth Headlee, *Manatee Community College*

Glenn Jablonski, *Triton College*

Darin Kapanjie, *Temple University*

Rebecca E. Lynn, *Colorado State University*

Shahla Peterman, *University of Missouri–St. Louis*

Mohammed Rajah, *MiraCosta College*

Scott R. Sykes, *University of West Georgia*

Charlie Snygg, *Pikes Peak Community College*

Mary Ann Teel, *University of North Texas*

Bruce Thomas, *Kennesaw State University*

Ani P. Velo, *University of San Diego*

Patrick Ward, *Illinois Central College*

*This page intentionally left blank*

# Prerequisite Skills Diagnostic Test

## To the Student and the Instructor

Part A of this diagnostic test covers basic algebra concepts, such as properties of exponents, multiplying and factoring polynomials, equation solving, and applied problems. Part B covers topics, discussed in Chapter R, such as graphs, slope, equations of lines, and functions, most of which come from a course in intermediate or college algebra. This diagnostic test does not cover regression, though it is considered in Chapter R and used throughout the text. This test can be used to assess student needs for this course. Students who miss most of the questions in part A should study Appendix A before moving to Chapter R. Those who miss most of the questions in part B should study Chapter R. Students who miss just a few questions might study the related topics in either Appendix A or Chapter R before continuing with the calculus chapters.

**Part A: Answers and locations of worked-out solutions appear on p. A-37.**

Express each of the following without an exponent.

1.  $4^3$     2.  $(-2)^5$     3.  $(\frac{1}{2})^3$     4.  $(-2x)^1$     5.  $e^0$

Express each of the following without a negative exponent.

6.  $x^{-5}$     7.  $(\frac{1}{4})^{-2}$     8.  $t^{-1}$

Multiply. Express each answer without a negative exponent.

9.  $x^5 \cdot x^6$     10.  $x^{-5} \cdot x^6$     11.  $2x^{-3} \cdot 5x^{-4}$

Divide. Express each answer without a negative exponent.

12.  $\frac{a^3}{a^2}$     13.  $\frac{e^3}{e^{-4}}$

Simplify. Express each answer without a negative exponent.

14.  $(x^{-2})^3$     15.  $(2x^4y^{-5}z^3)^{-3}$

Multiply.

16.  $3(x - 5)$     17.  $(x - 5)(x + 3)$     18.  $(a + b)(a + b)$

19.  $(2x - t)^2$     20.  $(3c + d)(3c - d)$

Factor.

21.  $2xh + h^2$     22.  $x^2 - 6xy + 9y^2$     23.  $x^2 - 5x - 14$

24.  $6x^2 + 7x - 5$     25.  $x^3 - 7x^2 - 4x + 28$

Solve.

26.  $-\frac{5}{6}x + 10 = \frac{1}{2}x + 2$     27.  $3x(x - 2)(5x + 4) = 0$

28.  $4x^3 = x$     29.  $\frac{2x}{x-3} - \frac{6}{x} = \frac{18}{x^2-3x}$

30.  $17 - 8x \geq 5x - 4$

31. After a 5% gain in weight, a grizzly bear weighs 693 lb. What was the bear's original weight?

32. Raggs, Ltd., a clothing firm, determines that its total revenue, in dollars, from the sale of  $x$  suits is given by  $200x + 50$ . Determine the number of suits the firm must sell to ensure that its total revenue will be more than \$70,050.

**Part B: Answers and locations of worked-out solutions appear on p. A-37.**

Graph.

1.  $y = 2x + 1$     2.  $3x + 5y = 10$

3.  $y = x^2 - 1$     4.  $x = y^2$

5. A function  $f$  is given by  $f(x) = 3x^2 - 2x + 8$ . Find each of the following:  $f(0)$ ,  $f(-5)$ , and  $f(7a)$ .

6. A function  $f$  is given by  $f(x) = x - x^2$ . Find and simplify  $\frac{f(x+h) - f(x)}{h}$ , for  $h \neq 0$ .

7. Graph the function  $f$  defined as follows:

$$f(x) = \begin{cases} 4, & \text{for } x \geq 0, \\ 3 - x^2, & \text{for } 0 < x \leq 2, \\ 2x - 6, & \text{for } x > 2. \end{cases}$$

8. Write interval notation for  $\{x \mid -4 < x \leq 5\}$ .

9. Find the domain:  $f(x) = \frac{3}{2x - 5}$ .

10. Find the slope and y-intercept of  $2x - 4y - 7 = 0$ .

11. Find an equation of the line that has slope 3 and contains the point  $(-1, -5)$ .

12. Find the slope of the line containing the points  $(-2, 6)$  and  $(-4, 9)$ .

Graph.

13.  $f(x) = x^2 - 2x - 3$

14.  $f(x) = x^3$

15.  $f(x) = \frac{1}{x}$

16.  $f(x) = |x|$

17.  $f(x) = -\sqrt{x}$

18. Suppose that \$1000 is invested at 5%, compounded annually. How much is the investment worth at the end of 2 yr?

*This page intentionally left blank*

# Functions, Graphs, and Models



## Chapter Snapshot

### What You'll Learn

- R.1** Graphs and Equations
- R.2** Functions and Models
- R.3** Finding Domain and Range
- R.4** Slope and Linear Functions
- R.5** Nonlinear Functions and Models
- R.6** Mathematical Modeling and Curve Fitting

### Why It's Important

This chapter introduces functions and covers their graphs, notation, and applications. Also presented are many topics that we will consider often throughout the text: supply and demand, total cost, total revenue, total profit, the concept of a mathematical model, and curve fitting.

Skills in using a graphing calculator are also introduced in optional Technology Connections. Details on keystrokes are given in the *Graphing Calculator Manual (GCM)*.

Part A of the diagnostic test (p. xix), on basic algebra concepts, allows students to determine whether they need to review Appendix A (p. 605) before studying this chapter. Part B, on college algebra topics, assesses the need to study this chapter before moving on to the calculus chapters.

### Where It's Used

#### BIRTH RATES

What is the average number of live births per 1000 women age 20?

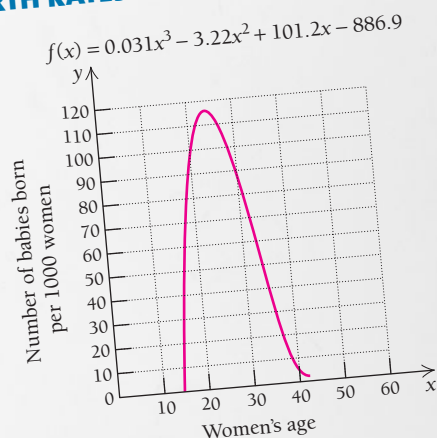
This problem appears as an example in a Technology Connection in Section R.6.

#### BIRTH RATES FOR WOMEN OF SELECTED AGES

AGE, $x$	AVERAGE NUMBER OF LIVE BIRTHS PER 1000 WOMEN
16	34
18.5	86.5
22	111.1
27	113.9
32	84.5
37	35.4
42	6.8

(Source: Centers for Disease Control and Prevention.)

#### BIRTH RATES BY AGE OF MOTHER



## R.1

## Graphs and Equations

## What Is Calculus?

What is calculus? This is a common question at the start of a course like this. Let's consider a simplified answer for now.

Consider a protein energy drink box, as shown below, at left. The following is a typical problem from an algebra course. Try to solve it. (If you need some algebra review, refer to Appendix A at the end of the book.)

## Algebra Problem

The sum of the height, width, and length of a box is 207 mm. If the height is three times the width and the length is 7 mm more than the width, find the dimensions of the box.

The box has a width of 40 mm, a length of 47 mm, and a height of 120 mm.\*

The following is a calculus problem that a manufacturer of boxes might need to solve.

## Calculus Problem

A protein energy drink box is to hold  $200 \text{ cm}^3$  (6.75 fl oz) of protein energy drink. If the height of the box must be twice the width, what dimensions will minimize the surface area of the box?



Dimensions that assume that the height is twice the width			Total Surface Area, $2wh + 2lh + 2wl$
Width, $w$	Height, $h$	Length, $l$	
5 cm	10 cm	4 cm	$220 \text{ cm}^2$
4 cm	8 cm	6.25 cm	$214 \text{ cm}^2$ ← Smallest
3 cm	6 cm	$11.\bar{1} \text{ cm}$	$236 \text{ cm}^2$
2 cm	4 cm	25 cm	$316 \text{ cm}^2$

We selected combinations for which  $h = 2w$  and the product  $w \cdot h \cdot l$  is 200.

One way to solve this problem might be to choose several sets of dimensions for a  $200\text{-cm}^3$  box that is twice as tall as it is wide, compute the resulting areas, and determine which is the least. If you have access to spreadsheet software, you might create a spreadsheet and expand the table at left. We let  $w$  = width,  $h$  = height,  $l$  = length, and  $A$  = surface area. Then the surface area  $A$  is given by

$$A = 2wh + 2lh + 2wl, \quad \text{with } h = 2w.$$

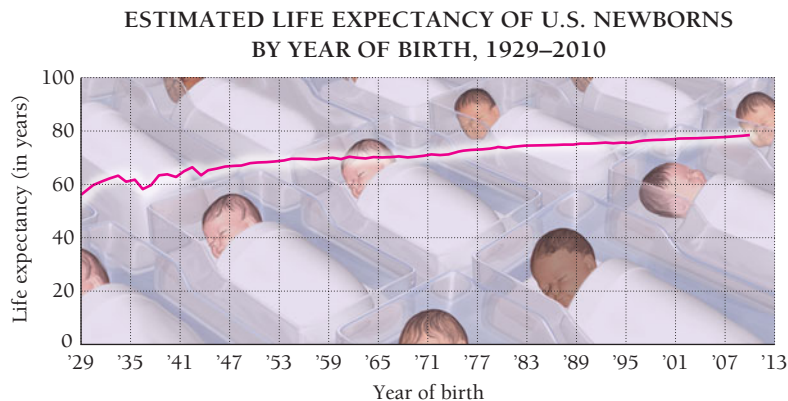
From the data in the table, we might conclude that the smallest surface area is  $214 \text{ cm}^2$ . But how can we be certain that there are no other dimensions that yield a smaller area? We need the tools of calculus to answer this. We will study such maximum–minimum problems in more detail in Chapter 2.

Other topics we will consider in calculus are the slope of a curve at a point, rates of change, area under a curve, accumulations of quantities, and some statistical applications.

\*To find this, let  $w$  = width,  $h$  = height, and  $l$  = length. Then  $h = 3w$  and  $l = w + 7$ , so  $w + 3w + w + 7 = 207$ . This yields  $w = 40$ , and thus  $h = 120$  and  $l = 47$ .

## Graphs

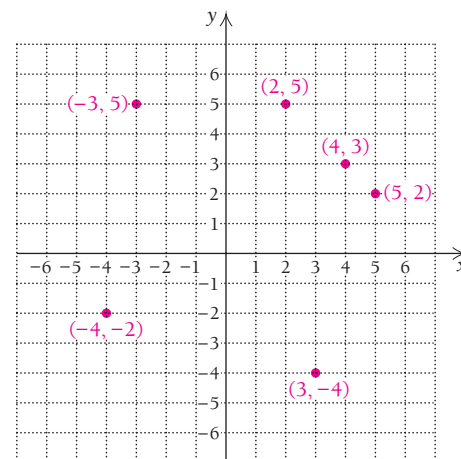
The study of graphs is an essential aspect of calculus. A graph offers the opportunity to visualize relationships. For instance, the graph below shows how life expectancy has changed over time in the United States. One topic that we consider later in calculus is how a change on one axis affects the change on another.



(Source: U.S. National Center for Health Statistics.)

## Ordered Pairs and Graphs

Each point in a plane corresponds to an ordered pair of numbers. Note in the figure at the right that the point corresponding to the pair  $(2, 5)$  is different from the point corresponding to the pair  $(5, 2)$ . This is why we call a pair like  $(2, 5)$  an **ordered pair**. The first number is called the **first coordinate** of the point, and the second number is called the **second coordinate**. Together these are the *coordinates of the point*. The vertical line is often called the *y-axis*, and the horizontal line is often called the *x-axis*.



## Graphs of Equations

A **solution** of an equation in two variables is an ordered pair of numbers that, when substituted for the variables, forms a true sentence. If not directed otherwise, we usually take the variables in *alphabetical* order. For example,  $(-1, 2)$  is a solution of the equation  $3x^2 + y = 5$ , because when we substitute  $-1$  for  $x$  and  $2$  for  $y$ , we get a true sentence:

$$\begin{aligned} 3x^2 + y &= 5 \\ 3(-1)^2 + 2 &\stackrel{?}{=} 5 \\ 3 + 2 &\stackrel{?}{=} 5 \\ 5 &= 5. \quad \text{TRUE} \end{aligned}$$

### DEFINITION

The **graph** of an equation is a drawing that represents all ordered pairs that are solutions of the equation.



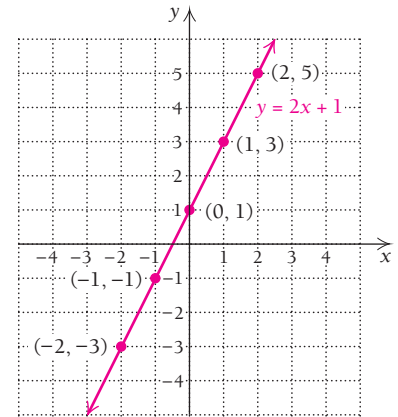
We obtain the graph of an equation by plotting enough ordered pairs (that are solutions) to see a pattern. The graph could be a line, a curve (or curves), or some other configuration.

**EXAMPLE 1** Graph:  $y = 2x + 1$ .

**Solution** We first find some ordered pairs that are solutions and arrange them in a table. To find an ordered pair, we can choose any number for  $x$  and then determine  $y$ . For example, if we choose  $-2$  for  $x$  and substitute in  $y = 2x + 1$ , we find that  $y = 2(-2) + 1 = -4 + 1 = -3$ . Thus,  $(-2, -3)$  is a solution. We select both negative numbers and positive numbers, as well as 0, for  $x$ . If a number takes us off the graph paper, we usually omit the pair from the graph.

$x$	$y$	$(x, y)$
-2	-3	$(-2, -3)$
-1	-1	$(-1, -1)$
0	1	$(0, 1)$
1	3	$(1, 3)$
2	5	$(2, 5)$

- (1) Choose any  $x$ .
- (2) Compute  $y$ .
- (3) Form the pair  $(x, y)$ .
- (4) Plot the points.



After we plot the points, we look for a pattern in the graph. If we had enough points, they would suggest a solid line. We draw the line with a straightedge and label it  $y = 2x + 1$ .

**Quick Check 1**

Graph:  $y = 3 - x$ .

**Now try Quick Check 1**

**EXAMPLE 2** Graph:  $3x + 5y = 10$ .

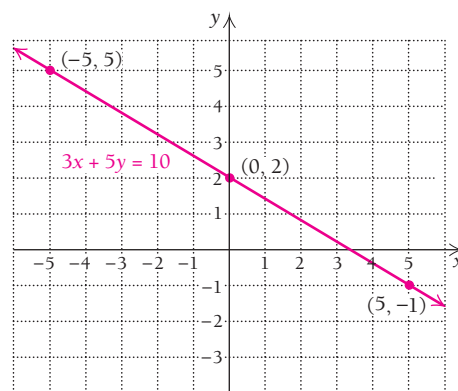
**Solution** We could choose  $x$ -values, substitute, and solve for  $y$ -values, but we first solve for  $y$  to ease the calculations.\*

$$\begin{aligned}
 3x + 5y &= 10 \\
 3x + 5y - 3x &= 10 - 3x && \text{Subtracting } 3x \text{ from both sides} \\
 5y &= 10 - 3x && \text{Simplifying} \\
 \frac{1}{5} \cdot 5y &= \frac{1}{5} \cdot (10 - 3x) && \text{Multiplying both sides by } \frac{1}{5}, \text{ or dividing} \\
 &&& \text{both sides by } 5 \\
 y &= \frac{1}{5} \cdot (10) - \frac{1}{5} \cdot (3x) && \text{Using the distributive law} \\
 &= 2 - \frac{3}{5}x && \text{Simplifying} \\
 &= -\frac{3}{5}x + 2
 \end{aligned}$$

\*Be sure to consult Appendix A, as needed, for a review of algebra.

Next we use  $y = -\frac{3}{5}x + 2$  to find three ordered pairs, choosing multiples of 5 for  $x$  to avoid fractions.

$x$	$y$	$(x, y)$
0	2	(0, 2)
5	-1	(5, -1)
-5	5	(-5, 5)



### Quick Check 2

Graph:  $3x - 5y = 10$ .

We plot the points, draw the line, and label the graph as shown.

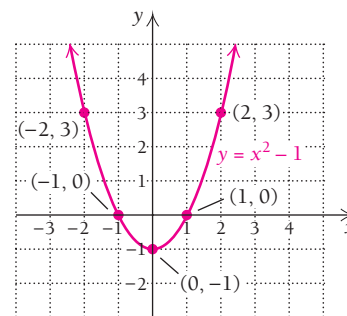
Now try Quick Check 2

Examples 1 and 2 show graphs of linear equations. Such graphs are considered in greater detail in Section R.4.

**EXAMPLE 3** Graph:  $y = x^2 - 1$ .

**Solution**

$x$	$y$	$(x, y)$
-2	3	(-2, 3)
-1	0	(-1, 0)
0	-1	(0, -1)
1	0	(1, 0)
2	3	(2, 3)



This time the pattern of the points is a curve called a *parabola*. We plot enough points to see a pattern and draw the graph.

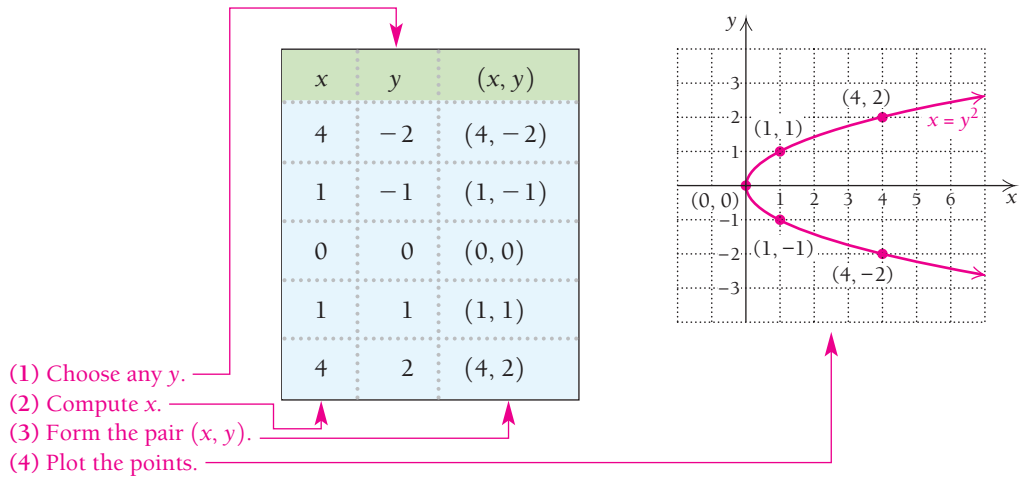
### Quick Check 3

Graph:  $y = 2 - x^2$ .

Now try Quick Check 3

**EXAMPLE 4** Graph:  $x = y^2$ .

**Solution** In this case,  $x$  is expressed in terms of the variable  $y$ . Thus, we first choose numbers for  $y$  and then compute  $x$ .



We plot these points, keeping in mind that  $x$  is still the first coordinate and  $y$  the second. We look for a pattern and complete the graph, usually connecting the points.

**Quick Check 4**  
Graph:  $x = 1 + y^2$ .

Now try Quick Check 4

**TECHNOLOGY CONNECTION**

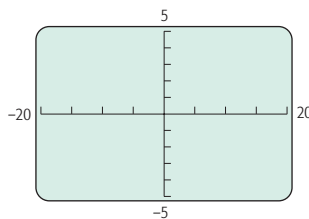
**Introduction to the Use of a Graphing Calculator: Windows and Graphs**

**Viewing Windows**

In this first of the optional Technology Connections, we begin to create graphs using a graphing calculator. Most of the coverage will refer to a TI-84 Plus or TI-83 Plus graphing calculator but in a somewhat generic manner, discussing features common to most graphing calculators. Although some keystrokes will be listed, exact keystrokes can be found in the owner's manual for your calculator or in the *Graphing Calculator Manual (GCM)* that accompanies this text.

The **viewing window** is a feature common to all graphing calculators. This is the rectangular screen in which a graph appears. Windows are described by four numbers, [L, R, B, T], which represent the Left and Right endpoints of the  $x$ -axis and the Bottom and Top endpoints of the  $y$ -axis. A WINDOW feature can be used to set these dimensions. Below is a window setting of  $[-20, 20, -5, 5]$  with axis scaling denoted as  $Xscl = 5$  and  $Yscl = 1$ , which means that there are 5 units between tick marks extending from  $-20$  to  $20$  on the  $x$ -axis and 1 unit between tick marks extending from  $-5$  to  $5$  on the  $y$ -axis.

WINDOW  
 Xmin = -20  
 Xmax = 20  
 Xscl = 5  
 Ymin = -5  
 Ymax = 5  
 Yscl = 1  
 Xres = 1

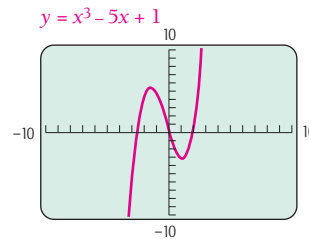


Scales should be chosen with care, since tick marks become blurred and indistinguishable when too many appear. On most graphing calculators, a setting of  $[-10, 10, -10, 10]$ ,  $Xscl = 1$ ,  $Yscl = 1$ ,  $Xres = 1$  is considered **standard**.

Graphs are made up of black rectangular dots called **pixels**. The setting  $Xres$  allows users to set pixel resolution at 1 through 8 for graphs of equations. At  $Xres = 1$ , equations are evaluated and graphed at each pixel on the  $x$ -axis. At  $Xres = 8$ , equations are evaluated and graphed at every eighth pixel on the  $x$ -axis. The resolution is better for smaller  $Xres$  values than for larger values.

**Graphs**

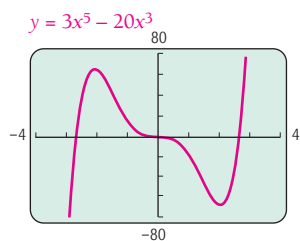
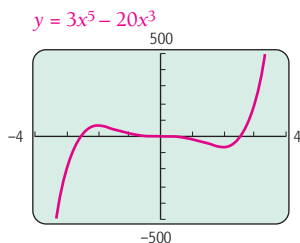
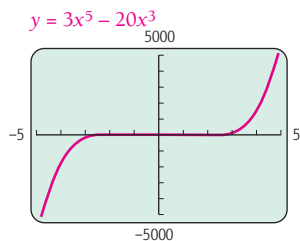
Let's use a graphing calculator to graph the equation  $y = x^3 - 5x + 1$ . The equation can be entered using the notation  $y=x^3-5x+1$ . We obtain the following graph in the standard viewing window.



It is often necessary to change viewing windows in order to best reveal the curvature of a graph. For example,

(continued)

each of the following is a graph of  $y = 3x^5 - 20x^3$ , but with a different viewing window. Which do you think best displays the curvature of the graph?

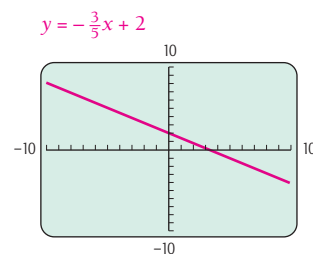


In general, choosing a window that best reveals a graph's characteristics involves some trial and error and, in some cases, some knowledge about the shape of that graph. We will learn more about the shape of graphs as we continue through the text.

To graph an equation like  $3x + 5y = 10$ , most calculators require that the equation be solved for  $y$ . Thus, we must rewrite and enter the equation as

$$y = \frac{(-3x + 10)}{5}, \quad \text{or} \quad y = \left(-\frac{3}{5}\right)x + 2.$$

(See Example 2.) Its graph is shown below in the standard window.



To graph an equation like  $x = y^2$ , we solve for  $y$  and get  $y = \sqrt{x}$  or  $y = -\sqrt{x}$ , which can be written as  $y = \pm\sqrt{x}$ . We then graph the individual equations  $y_1 = \sqrt{x}$  and  $y_2 = -\sqrt{x}$ .

### EXERCISES

Graph each of the following equations. Select the standard window,  $[-10, 10, -10, 10]$ , with axis scaling  $Xscl = 1$  and  $Yscl = 1$ .

- |   |                            |
|---|----------------------------|
| 1. $y = x + 3$  | 2. $y = x - 5$             |
| 3. $y = 2x - 1$   | 4. $y = 3x + 1$            |
| 5. $y = -\frac{2}{3}x + 4$  | 6. $y = -\frac{4}{5}x + 3$ |
| 7. $2x - 3y = 18$   | 8. $5y + 3x = 4$           |
| 9. $y = x^2$  | 10. $y = (x + 4)^2$        |
| 11. $y = 8 - x^2$   | 12. $y = 4 - 3x - x^2$     |
| 13. $y + 10 = 5x^2 - 3x$  | 14. $y - 2 = x^3$          |
| 15. $y = x^3 - 7x - 2$  | 16. $y = x^4 - 3x^2 + x$   |
| 17. $y =  x $ (On most calculators, this is entered as $y = \text{abs}(x)$ .) |                            |
| 18. $y =  x - 5 $   |                            |
| 19. $y =  x  - 5$   |                            |
| 20. $y = 9 -  x $   |                            |

## Mathematical Models

When a real-world situation can be described in mathematical language, the description is a **mathematical model**. For example, the natural numbers constitute a mathematical model for situations in which counting is essential. Situations in which algebra can be brought to bear often require the use of functions as models. See Example 5, which follows.

Mathematical models are abstracted from real-world situations. The mathematical model may give results that allow us to predict what will happen in the real-world situation. If the predictions are inaccurate or the results of experimentation do not conform to the model, the model must be changed or discarded.

Mathematical modeling is often an ongoing process. For example, finding a mathematical model that will provide an accurate prediction of population growth is not a simple task. Any population model that one might devise would need to be reshaped as further information is acquired.

## CREATING A MATHEMATICAL MODEL

1. Recognize a real-world problem.



2. Collect data.



3. Analyze the data.



4. Construct a model.

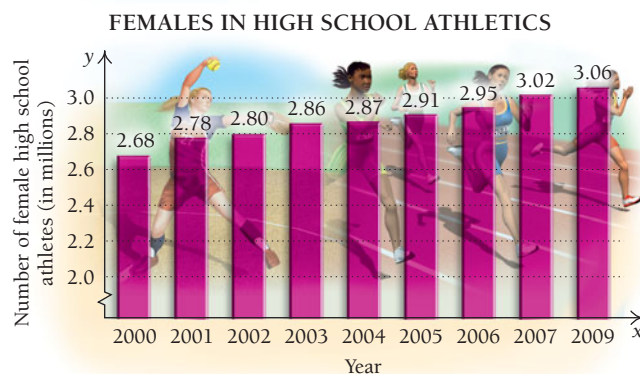


5. Test and refine the model



6. Explain and predict.

**EXAMPLE 5** The graph below shows participation by females in high school athletics from 2000 to 2009.



(Source: National Federation of State High School Associations.)

Use the model  $N = 0.042t + 2.71$ , where  $t$  is the number of years after 2000 and  $N$  is the number of participants, in millions, to predict the number of female high school athletes in 2012.

**Solution** Since 2012 is 12 years after 2000, we substitute 12 for  $t$ :

$$N = 0.042t + 2.71 = 0.042(12) + 2.71 = 3.214.$$

According to this model, in 2012, approximately 3.21 million females will participate in high school athletics.

As is the case with many kinds of models, the model in Example 5 is not perfect. For example, for  $t = 1$ , we get  $N = 2.752$ , a number slightly different from the 2.78 in the original data. But, for purposes of estimating, the model is adequate. The cubic model  $N = 0.001x^3 - 0.014x^2 + 0.087x + 2.69$  also fits the data, at least in the short term: For  $t = 1$ , we get  $N \approx 2.76$ , close to the original data value. But for  $t = 12$ ,  $N \approx 3.45$ , quite different from the prediction in Example 5. The difficulty with a cubic model here is that, eventually, its predictions get too high. For example, the model in Example 5 predicts that there will be 3.57 million female high school athletes in 2020, but the cubic model predicts 8.00 million. We always have to subject our models to careful scrutiny.

One important model that is extremely precise involves **compound interest**. Suppose that we invest  $P$  dollars at interest rate  $i$ , expressed as a decimal and compounded annually. The amount  $A_1$  in the account at the end of the first year is given by

$$\begin{aligned} A_1 &= P + Pi && \text{The original amount invested, } P, \text{ is called the principal.} \\ &= P(1 + i) = Pr, \end{aligned}$$

where, for convenience, we let

$$r = 1 + i.$$

Going into the second year, we have  $Pr$  dollars, so by the end of the second year, we will have the amount  $A_2$  given by

$$\begin{aligned} A_2 &= A_1 \cdot r = (Pr)r \\ &= Pr^2 = P(1 + i)^2. \end{aligned}$$

Going into the third year, we have  $Pr^2$  dollars, so by the end of the third year, we will have the amount  $A_3$  given by

$$\begin{aligned} A_3 &= A_2 \cdot r = (Pr^2)r \\ &= Pr^3 = P(1 + i)^3. \end{aligned}$$

In general, we have the following theorem.

### THEOREM 1

If an amount  $P$  is invested at interest rate  $i$ , expressed as a decimal and compounded annually, in  $t$  years it will grow to the amount  $A$  given by

$$A = P(1 + i)^t.$$

■ **EXAMPLE 6** **Business: Compound Interest.** Suppose that \$1000 is invested in Fibonacci Investment Fund at 5%, compounded annually. How much is in the account at the end of 2 yr?

**Solution** We substitute 1000 for  $P$ , 0.05 for  $i$ , and 2 for  $t$  into the equation  $A = P(1 + i)^t$  and get

$$\begin{aligned} A &= 1000(1 + 0.05)^2 && \text{Adding terms in parentheses} \\ &= 1000(1.05)^2 \\ &= 1000(1.1025) && \text{Squaring} \\ &= \$1102.50. && \text{Multiplying} \end{aligned}$$

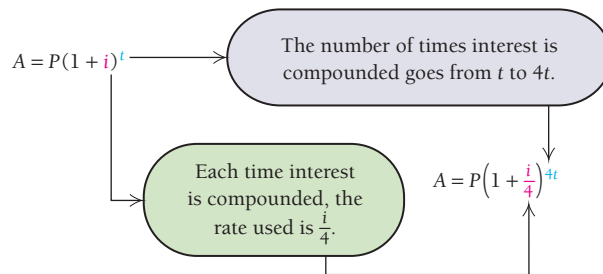
There is \$1102.50 in the account after 2 yr.

#### Quick Check 5

**Business.** Repeat Example 6 for an interest rate of 6%.

◀ Now try Quick Check 5

For interest that is compounded quarterly (four times per year), we can find a formula like the one above, as illustrated in the following diagram.



“Compounded quarterly” means that the interest is divided by 4 and compounded four times per year. In general, the following theorem applies.

### THEOREM 2

If a principal  $P$  is invested at interest rate  $i$ , expressed as a decimal and compounded  $n$  times a year, in  $t$  years it will grow to an amount  $A$  given by

$$A = P\left(1 + \frac{i}{n}\right)^{nt}.$$

■ **EXAMPLE 7** **Business: Compound Interest.** Suppose that \$1000 is invested in Wellington Investment Fund at 5%, compounded quarterly. How much is in the account at the end of 3 yr?

**Solution** We use the equation  $A = P(1 + i/n)^{nt}$ , substituting 1000 for  $P$ , 0.05 for  $i$ , 4 for  $n$  (compounding quarterly), and 3 for  $t$ . Then we get

$$\begin{aligned} A &= 1000\left(1 + \frac{0.05}{4}\right)^{4 \cdot 3} \\ &= 1000(1 + 0.0125)^{12} \\ &= 1000(1.0125)^{12} \\ &= 1000(1.160754518) \quad \text{Using a calculator to approximate } (1.0125)^{12} \\ &= 1160.754518 \\ &\approx \$1160.75. \quad \text{The symbol } \approx \text{ means "approximately equal to."} \end{aligned}$$

### Quick Check 6

**Business: Compound Interest.** Repeat Example 7 for an interest rate of 6%.

There is \$1160.75 in the account after 3 yr.

### Now try Quick Check 6


A calculator with a  $(y^x)$  or a  $(\wedge)$  key and a ten-digit readout was used to find  $(1.02)^{12}$  in Example 7. The number of places on a calculator may affect the accuracy of the answer. Thus, you may occasionally find that your answers do not agree with those at the back of the book, which were found on a calculator with a ten-digit readout. In general, when using a calculator, do all computations and round only at the end, as in Example 7. Usually, your answer will agree to at least four digits. It is usually wise to consult with your instructor on the accuracy required.

## Section Summary

- Most graphs can be created by plotting points and looking for patterns. A graphing calculator can create graphs rapidly.
- Mathematical equations can serve as models of many kinds of applications.

### EXERCISE SET

## R.1

Exercises designated by the symbol  are Thinking and Writing Exercises. They should be answered using one or two English sentences. Because answers to many such exercises will vary, solutions are not given at the back of the book.

**Graph.** (Unless directed otherwise, assume that “Graph” means “Graph by hand.”)

- $y = x + 4$
- $y = x - 1$
- $y = -3x$
- $y = -\frac{1}{4}x$
- $y = \frac{2}{3}x - 4$
- $y = -\frac{5}{3}x + 3$
- $x + y = 5$
- $x - y = 4$
- $8y - 2x = 4$
- $6x + 3y = -9$
- $5x - 6y = 12$
- $2x + 5y = 10$
- $y = x^2 - 5$
- $y = x^2 - 3$
- $x = 2 - y^2$
- $x = y^2 + 2$

- $y = |x|$
- $y = |4 - x|$
- $y = 7 - x^2$
- $y = 5 - x^2$
- $y + 1 = x^3$
- $y - 7 = x^3$

### APPLICATIONS

- Running records.** According to at least one study, the world record in any running race can be modeled by a linear equation. In particular, the world record  $R$ , in minutes, for the mile run in year  $x$  can be modeled by  $R = -0.00582x + 15.3476$ . Use this model to estimate the world records for the mile run in 1954, 2008, and 2012. Round your answers to the nearest hundredth of a minute.
- Medicine.** Ibuprofen is a medication used to relieve pain. The function  $A = 0.5t^4 + 3.45t^3 - 96.65t^2 + 347.7t$ ,  $0 \leq t \leq 6$ ,

can be used to estimate the number of milligrams,  $A$ , of ibuprofen in the bloodstream  $t$  hours after 400 mg of the medication has been swallowed. (Source: Based on data from Dr. P. Carey, Burlington, VT.) How many milligrams of ibuprofen are in the bloodstream 2 hr after 400 mg has been swallowed?

25. **Snowboarding in the half-pipe.** Shaun White, “The Flying Tomato,” won a gold medal in the 2010 Winter Olympics for snowboarding in the half-pipe. He soared an unprecedented 25 ft above the edge of the half-pipe. His speed  $v(t)$ , in miles per hour, upon reentering the pipe can be approximated by  $v(t) = 10.9t$ , where  $t$  is the number of seconds for which he was airborne. White was airborne for 2.5 sec. (Source: “White Rides to Repeat in Halfpipe, Lago Takes Bronze,” Associated Press, 2/18/2010.) How fast was he going when he reentered the half-pipe?

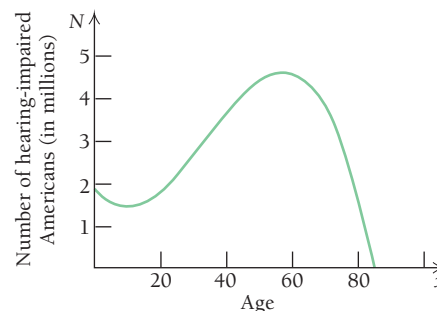


26. **Skateboard bomb drop.** The distance  $s(t)$ , in feet, traveled by a body falling freely from rest in  $t$  seconds is approximated by  $s(t) = 16t^2$ .

On April 6, 2006, pro skateboarder Danny Way smashed the world record for the “bomb drop” by free-falling 28 ft from the Fender Stratocaster guitar atop the Hard Rock Hotel & Casino in Las Vegas onto a ramp below. (Source: www.skateboardingmagazine.com.) How long did it take until he hit the ramp?



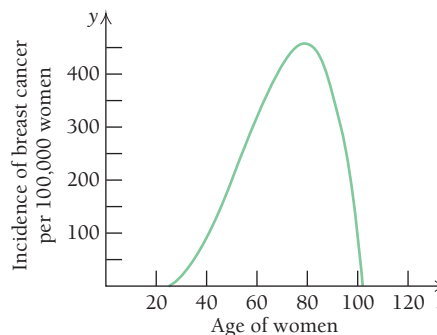
27. **Hearing-impaired Americans.** The number  $N$ , in millions, of hearing-impaired Americans of age  $x$  can be approximated by the graph that follows. (Source: American Speech-Language Hearing Association.)



Use the graph to answer the following.

- Approximate the number of hearing-impaired Americans of ages 20, 40, 50, and 60.
- For what ages is the number of hearing-impaired Americans approximately 4 million?
- Examine the graph and try to determine the age at which the greatest number of Americans is hearing-impaired.
- What difficulty do you have in making this determination?

28. **Life science: incidence of breast cancer.** The following graph approximates the incidence of breast cancer  $y$ , per 100,000 women, as a function of age  $x$ , where  $x$  represents ages 25 to 102.



(Source: National Cancer Institute.)

- What is the incidence of breast cancer in 40-yr-old women?
  - For what ages is the incidence of breast cancer about 400 per 100,000 women?
  - Examine the graph and try to determine the age at which the largest incidence of breast cancer occurs.
  - What difficulty do you have making this determination?
29. **Compound interest.** An investor purchases a \$100,000 certificate of deposit from Newton Bank, at 2.8%. How much is the investment worth (rounded to the nearest cent) at the end of 1 yr, if interest is compounded:
- annually?
  - semiannually?
  - quarterly?
  - daily (use 365 days for 1 yr)?
  - hourly?
30. **Compound interest.** An investor purchases a \$300,000 certificate of deposit from Descartes Bank, at 2.2%. How much is the investment worth (rounded to the nearest cent) at the end of 1 yr, if interest is compounded:
- annually?
  - semiannually?
  - quarterly?
  - daily (use 365 days for 1 yr)?
  - hourly?



31. **Compound interest.** An investor deposits \$30,000 in Godel Municipal Bond Funds, at 4%. How much is the investment worth (rounded to the nearest cent) at the end of 1 yr, if interest is compounded:

- a) annually?
- b) semiannually?
- c) quarterly?
- d) daily (use 365 days for 1 yr)?
- e) hourly?

32. **Compound interest.** An investor deposits \$1000 in Wiles Municipal Bond Funds, at 5%. How much is the investment worth (rounded to the nearest cent) at the end of 1 yr, if interest is compounded:

- a) annually?
- b) semiannually?
- c) quarterly?
- d) daily (use 365 days for 1 yr)?
- e) hourly?

**Determining monthly payments on a loan.** If  $P$  dollars are borrowed, the monthly payment  $M$ , made at the end of each month for  $n$  months, is given by

$$M = P \frac{\frac{i}{12} \left(1 + \frac{i}{12}\right)^n}{\left(1 + \frac{i}{12}\right)^n - 1}$$

where  $i$  is the annual interest rate and  $n$  is the total number of monthly payments.

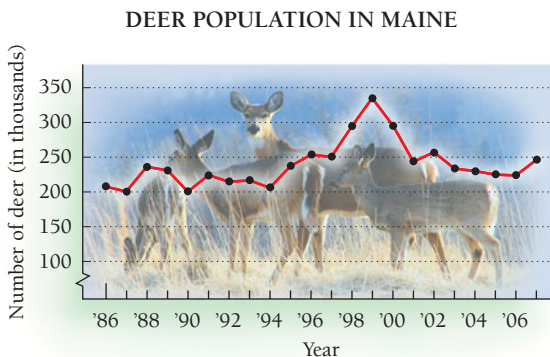
- 33. Fermat's Last Bank makes a car loan of \$18,000, at 6.4% interest and with a loan period of 3 yr. What is the monthly payment?
- 34. At Haken Bank, Ken Appel takes out a \$100,000 mortgage at an interest rate of 4.8% for a loan period of 30 yr. What is the monthly payment?

**Annuities.** If  $P$  dollars are invested annually in an annuity (investment fund), after  $n$  years, the annuity will be worth

$$W = P \left[ \frac{(1 + i)^n - 1}{i} \right],$$

where  $i$  is the interest rate, compounded annually.

- 35. You invest \$3000 annually in an annuity from Mersenne Fund Annuities that earns 6.57% interest. How much is the investment worth after 18 yr? Round to the nearest cent.
- 36. Suppose that you establish an annuity that earns  $7\frac{1}{4}\%$  interest, and you want it to be worth \$50,000 in 20 yr. How much will you need to invest annually to achieve this goal?
- 37. **Deer population in Maine.** The deer population in Maine from 1986 to 2006 is approximated in the graph below.



(Source: State of Maine, Department of Inland Fisheries and Wildlife.)

- a) In what years was the deer population in Maine at or above 250,000?
- b) In what years was the deer population at 200,000?
- c) In what year was the deer population highest?
- d) In what years was the deer population lowest?

38. Speculate as to why the deer population in Maine was so high in the years 1997–2001.

**SYNTHESIS**

**Retirement account.** Sally makes deposits into a retirement account every year from the age of 30 until she retires at age 65.

- 39. a) If Sally deposits \$1200 per year and the account earns interest at a rate of 8% per year, compounded annually, how much does she have in the account when she retires? (Hint: Use the annuity formula for Exercises 35 and 36.)  
b) How much of that total amount is from Sally's deposits? How much is interest?
- 40. a) Sally plans to take regular monthly distributions from her retirement account from the time she retires until she is 80 years old, when the account will have a value of \$0. How much should she take each month? Assume the interest rate is 8% per year, compounded monthly. (Hint: Use the formula for Exercises 33 and 34 that calculates the monthly payments on a loan.)  
b) What is the total of the payments she will receive? How much of the total will be her own money (see part b of Exercise 39), and how much will be interest?

**TECHNOLOGY CONNECTION**



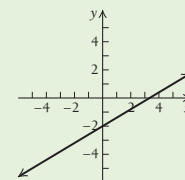
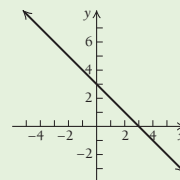
The Technology Connection heading indicates exercises designed to provide practice using a graphing calculator.

Graph.

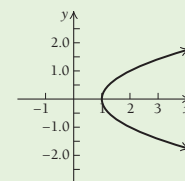
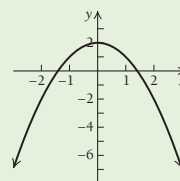
- 41.  $y = x - 150$
- 42.  $y = 25 - |x|$
- 43.  $y = x^3 + 2x^2 - 4x - 13$
- 44.  $y = \sqrt{23 - 7x}$
- 45.  $9.6x + 4.2y = -100$
- 46.  $y = -2.3x^2 + 4.8x - 9$
- 47.  $x = 4 + y^2$
- 48.  $x = 8 - y^2$

**Answers to Quick Checks**

- 1.  $y = 3 - x$
- 2.  $3x - 5y = 10$



- 3.  $y = 2 - x^2$
- 4.  $x = 1 + y^2$



- 5. There is \$1123.60 in the account after 2 yr.
- 6. There is \$1195.62 in the account after 3 yr.

## R.2

## Functions and Models

## Identifying Functions

## OBJECTIVES

- Determine whether or not a correspondence is a function.
- Find function values.
- Graph functions and determine whether or not a graph is that of a function.
- Graph functions that are piecewise-defined.

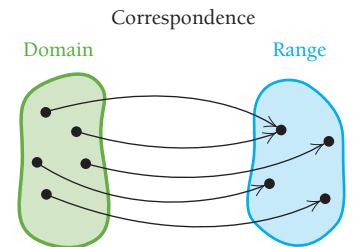
The idea of a *function* is one of the most important concepts in mathematics. Put simply, a function is a special kind of correspondence between two sets. Let's look at the following.

To each letter on a telephone keypad there corresponds a number.

To each model of cell phone in a store there corresponds its price.

To each real number there corresponds the cube of that number.

In each of these examples, the first set is called the *domain* and the second set is called the *range*. Given a member of the domain, there is *exactly one* member of the range to which it corresponds. This type of correspondence is called a *function*.



## DEFINITION

A **function** is a correspondence between a first set, called the **domain**, and a second set, called the **range**, such that each member of the domain corresponds to *exactly one* member of the range.

■ **EXAMPLE 1** Determine whether or not each correspondence is a function.

a) Cumulative number of iPhones sold

Domain	Range
2006	0
2007	1,389,000
2008	11,627,000
2009	20,371,000

(Source: Apple Inc.)

b) Squaring

Domain	Range
3	9
4	16
5	25
-5	25

c) Baseball teams

Domain	Range
Arizona	Diamondbacks
Chicago	Cubs
	White Sox
Baltimore	Orioles

d) Baseball teams

Domain	Range
Diamondbacks	Arizona
Cubs	Chicago
White Sox	Chicago
Orioles	Baltimore

## Solution

- a) The correspondence is a function because each member of the domain corresponds (is matched) to only one member of the range.
- b) The correspondence is a function because each member of the domain corresponds to only one member of the range, even though two members of the domain correspond to 25.
- c) The correspondence is *not* a function because one member of the domain, Chicago, corresponds to two members of the range, the Cubs and the White Sox.
- d) The correspondence is a function because each member of the domain corresponds to only one member of the range, even though two members of the domain correspond to Chicago.

**EXAMPLE 2** Determine whether or not each correspondence is a function.

Domain	Correspondence	Range
a) A family	Each person's weight	A set of positive numbers
b) The integers $\{\dots, -3, -2, -1, 0, 1, 2, 3, \dots\}$	Each number's square	A set of nonnegative integers: $\{0, 1, 4, 9, 16, 25, \dots\}$
c) The set of all states	Each state's members of the U.S. Senate	The set of all U.S. senators

### Solution

- a) The correspondence is a function because each person has *only one* weight.  
 b) The correspondence is a function because each integer has *only one* square.  
 c) The correspondence is *not* a function because each state has *two* U.S. Senators.

Consistent with the definition on p. 13, we will regard a function as a set of ordered pairs, such that no two pairs have the same first coordinate paired with different second coordinates. The domain is the set of all first coordinates, and the range is the set of all second coordinates. Function names are usually represented by lowercase letters. Thus, if  $f$  represents the function in Example 1(b), we have

$$f = \{(3, 9), (4, 16), (5, 25), (-5, 25)\}$$

and

$$\text{Domain of } f = \{3, 4, 5, -5\}; \quad \text{Range of } f = \{9, 16, 25\}.$$

## Finding Function Values

Most functions considered in mathematics are described by an equation like  $y = 2x + 3$  or  $y = 4 - x^2$ . To graph the function given by  $y = 2x + 3$ , we find ordered pairs by performing calculations for selected  $x$  values.

$$\text{for } x = 4, y = 2x + 3 = 2 \cdot 4 + 3 = 11; \quad \text{The graph includes } (4, 11).$$

$$\text{for } x = -5, y = 2x + 3 = 2 \cdot (-5) + 3 = -7; \quad \text{The graph includes } (-5, -7).$$

$$\text{for } x = 0, y = 2x + 3 = 2 \cdot 0 + 3 = 3; \text{ and so on.} \quad \text{The graph includes } (0, 3).$$

For  $y = 2x + 3$ , the **inputs** (members of the domain) are the values of  $x$  substituted into the equation. The **outputs** (members of the range) are the resulting values of  $y$ . If we call the function  $f$ , we can use  $x$  to represent an arbitrary input and  $f(x)$ , read “ $f$  of  $x$ ” or “ $f$  at  $x$ ” or “the value of  $f$  at  $x$ ,” to represent the corresponding output. In this notation, the function given by  $y = 2x + 3$  is written as  $f(x) = 2x + 3$ , and the calculations above can be written more concisely as

$$f(4) = 2 \cdot 4 + 3 = 11;$$

$$f(-5) = 2 \cdot (-5) + 3 = -7;$$

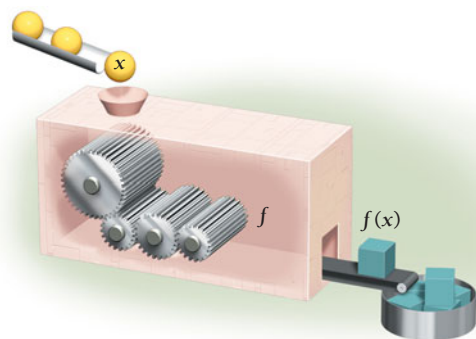
$$f(0) = 2 \cdot 0 + 3 = 3; \text{ and so on.}$$

Thus, instead of writing “when  $x = 4$ , the value of  $y$  is 11,” we can simply write “ $f(4) = 11$ ,” which is most commonly read as “ $f$  of 4 is 11.”

It helps to think of a function as a machine. Think of  $f(4) = 11$  as the result of putting a member of the domain (an input), 4, into the machine. The machine knows

the correspondence  $f(x) = 2x + 3$ , computes  $2 \cdot 4 + 3$ , and produces a member of the range (the output), 11.

Function: $f(x) = 2x + 3$	
Input	Output
4	11
-5	-7
0	3
$t$	$2t + 3$
$a + h$	$2(a + h) + 3$



Remember that  $f(x)$  *does not mean* “ $f$  times  $x$ ” and should never be read that way.

■ **EXAMPLE 3** The squaring function  $f$  is given by

$$f(x) = x^2.$$

Find  $f(-3)$ ,  $f(1)$ ,  $f(k)$ ,  $f(\sqrt{k})$ ,  $f(1 + t)$ , and  $f(x + h)$ .

**Solution** We have

$$f(-3) = (-3)^2 = 9;$$

$$f(1) = 1^2 = 1;$$

$$f(k) = k^2;$$

$$f(\sqrt{k}) = (\sqrt{k})^2 = k;$$

$$f(1 + t) = (1 + t)^2 = 1 + 2t + t^2;$$

$$f(x + h) = (x + h)^2 = x^2 + 2xh + h^2.$$

For a review of algebra, see Appendix A on p. 605.

To find  $f(x + h)$ , remember what the function does: It squares the input. Thus,  $f(x + h) = (x + h)^2 = x^2 + 2xh + h^2$ . This amounts to replacing  $x$  on both sides of  $f(x) = x^2$  with  $x + h$ .

#### Quick Check 1

A function  $f$  is given by  $f(x) = 3x + 5$ . Find  $f(4)$ ,  $f(-5)$ ,  $f(0)$ ,  $f(a)$ , and  $f(a + h)$ .

#### Quick Check 1

■ **EXAMPLE 4** A function  $f$  is given by  $f(x) = 3x^2 - 2x + 8$ . Find  $f(0)$ ,  $f(-5)$ , and  $f(7a)$ .

**Solution** One way to find function values when a formula is given is to think of the formula with blanks, or placeholders, as follows:

$$f(\text{ }) = 3 \text{ }^2 - 2 \text{ } + 8.$$

To find an output for a given input, we think: “Whatever goes in the blank on the left goes in the blank(s) on the right.”

$$f(0) = 3 \cdot 0^2 - 2 \cdot 0 + 8 = 8$$

$$f(-5) = 3(-5)^2 - 2(-5) + 8 = 3 \cdot 25 + 10 + 8 = 75 + 10 + 8 = 93$$

$$f(7a) = 3(7a)^2 - 2(7a) + 8 = 3 \cdot 49a^2 - 14a + 8 = 147a^2 - 14a + 8$$

#### Quick Check 2

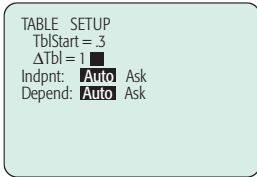
A function  $f$  is given by  $f(x) = 3x^2 + 2x - 7$ . Find  $f(4)$ ,  $f(-5)$ ,  $f(0)$ ,  $f(a)$ , and  $f(5a)$ .

#### Quick Check 2

TECHNOLOGY CONNECTION 

**The TABLE Feature**



The TABLE feature is one way to find ordered pairs of inputs and outputs of functions. To see how, consider the function given by  $f(x) = x^3 - 5x + 1$ . We enter it as  $y_1 = x^3 - 5x + 1$ . To use the TABLE feature, we access the TABLE SETUP screen and enter the  $x$ -value at which the table will start and an increment for the  $x$ -value. For this equation, let's set  $\text{TblStart} = 0.3$  and  $\Delta\text{Tbl} = 1$ . (Other values can be chosen.) This means that the table's  $x$ -values will start at 0.3 and increase by 1.



We next set Indpnt and Depend to Auto and then press TABLE. The result is shown below.

X	Y1
0.3	-473
1.3	-3.303
2.3	1.667
3.31	20.437
4.3	59.007
5.3	123.38
6.3	219.55

X = .3

The arrow keys,  and , allow us to scroll up and down the table and extend it to other values not initially shown.

X	Y1
12.3	1800.4
13.3	2287.1
14.3	2853.7
15.3	3506.1
16.3	4250.2
17.3	5092.2
18.3	6038

X = 18.3

**EXERCISES**

Use the function given by  $f(x) = x^3 - 5x + 1$  for Exercises 1 and 2.

1. Use the TABLE feature to construct a table starting with  $x = 10$  and  $\Delta\text{Tbl} = 5$ . Find the value of  $y$  when  $x$  is 10. Then find the value of  $y$  when  $x$  is 35.
2. Adjust the table settings to Indpnt: Ask. How does the table change? Enter a number of your choice and see what happens. Use this setting to find the value of  $y$  when  $x$  is 28.

**EXAMPLE 5** A function  $f$  subtracts the square of an input from the input:

$$f(x) = x - x^2.$$

Find  $f(4)$ ,  $f(x + h)$ , and  $\frac{f(x + h) - f(x)}{h}$ .

**Solution** We have

$$\begin{aligned} f(4) &= 4 - 4^2 = 4 - 16 = -12; \\ f(x + h) &= (x + h) - (x + h)^2 \\ &= x + h - (x^2 + 2xh + h^2) \\ &= x + h - x^2 - 2xh - h^2 \quad \text{Squaring the binomial} \\ \frac{f(x + h) - f(x)}{h} &= \frac{x + h - x^2 - 2xh - h^2 - (x - x^2)}{h} = \frac{h - 2xh - h^2}{h} \\ &= \frac{h(1 - 2x - h)}{h} \\ &= 1 - 2x - h, \quad \text{for } h \neq 0. \end{aligned}$$

**Quick Check 3**

A function  $f$  is given by  $f(x) = 2x - x^2$ . Find  $f(4)$ ,  $f(x + h)$ , and  $\frac{f(x + h) - f(x)}{h}$ .

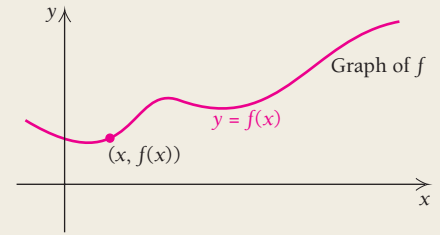
**Quick Check 3**

**Graphs of Functions**

Consider again the squaring function. The input 3 is associated with the output 9. The input–output pair (3, 9) is one point on the *graph* of this function.

**DEFINITION**

The **graph** of a function  $f$  is a drawing that represents all the input–output pairs  $(x, f(x))$ . In cases where the function is given by an equation, the graph of the function is the graph of the equation  $y = f(x)$ .

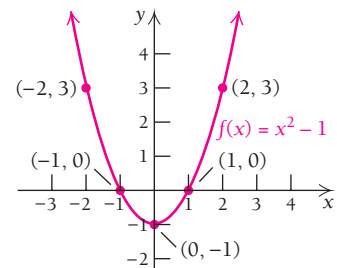


It is customary to locate input values (the domain) on the horizontal axis and output values (the range) on the vertical axis.

■ **EXAMPLE 6** Graph:  $f(x) = x^2 - 1$ .

**Solution**

$x$	$f(x)$	$(x, f(x))$
-2	3	$(-2, 3)$
-1	0	$(-1, 0)$
0	-1	$(0, -1)$
1	0	$(1, 0)$
2	3	$(2, 3)$



- (1) Choose any  $x$ .  
 (2) Compute  $y$ .  
 (3) Form the pair  $(x, y)$ .  
 (4) Plot the points.

We plot the input–output pairs from the table and, in this case, draw a curve to complete the graph.

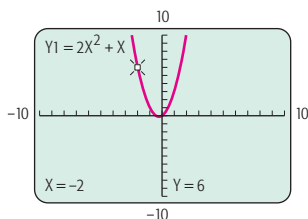
► **Quick Check 4**

Graph:  $f(x) = 2 - x^2$ .

◀ **Quick Check 4**

**TECHNOLOGY CONNECTION****Graphs and Function Values**

We discussed graphing equations in the Technology Connection of Section R.1. Graphing a function makes use of the same procedure. We just change the “ $f(x) =$ ” notation to “ $y =$ .” Thus, to graph  $f(x) = 2x^2 + x$ , we key in  $y_1 = 2x^2 + x$ .



There are several ways in which to find function values. One is to use the **TABLE** feature, as previously discussed.

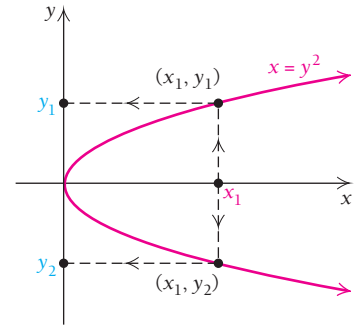
Another way is to use the **TRACE** feature. To do so, graph the function, press **TRACE**, and either move the cursor or enter any  $x$ -value that is in the window. The corresponding  $y$ -value appears automatically. Function values can also be found using the **VALUE** or **Y-VARS** feature. Consult an owner’s manual or the **GCM** for details.

**EXERCISES**

- Graph  $f(x) = x^2 + 3x - 4$ . Then find  $f(-5)$ ,  $f(-4.7)$ ,  $f(11)$ , and  $f(2/3)$ . (*Hint:* To find  $f(11)$ , be sure that the window dimensions for the  $x$ -values include  $x = 11$ .)
- Graph  $f(x) = 3.7 - x^2$ . Then find  $f(-5)$ ,  $f(-4.7)$ ,  $f(11)$ , and  $f(2/3)$ .
- Graph  $f(x) = 4 - 1.2x - 3.4x^2$ . Then find  $f(-5)$ ,  $f(-4.7)$ ,  $f(11)$ , and  $f(2/3)$ .

### The Vertical-Line Test

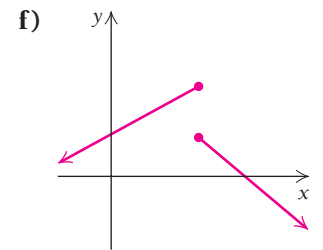
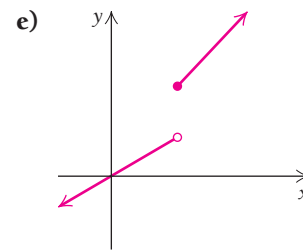
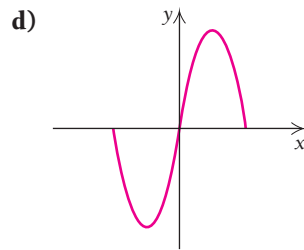
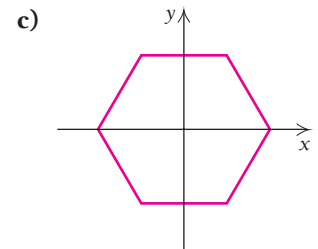
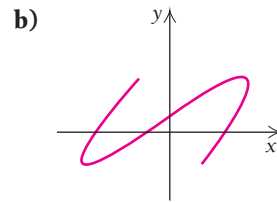
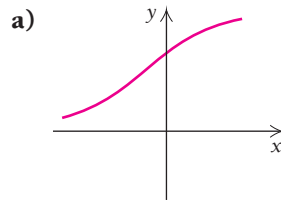
Let's now determine how we can look at a graph and decide whether it is a graph of a function. In the graph at the right, note that the input  $x_1$  has *two* outputs. Since a function has exactly *one* output for every input, this fact means that the graph does not represent a function. It also means that a vertical line could intersect the graph in more than one place.



### The Vertical-Line Test

A graph represents a function if it is impossible to draw a vertical line that intersects the graph more than once.

**EXAMPLE 7** Determine whether each of the following is the graph of a function.



### Solution

- a) The graph is that of a function. It is impossible to draw a vertical line that intersects the graph more than once.
- b) The graph is not that of a function. A vertical line (in fact, many) can intersect the graph more than once.
- c) The graph is not that of a function.
- d) The graph is that of a function.
- e) The graph is that of a function.
- f) The graph is not that of a function.

### Functions Defined Piecewise

Sometimes functions are defined *piecewise*. That is, there are different output formulas for different parts of the domain, as in parts (e) and (f) of Example 7. To graph a piecewise-defined function, we usually work from left to right, paying special attention to the correspondence specified for the  $x$ -values on each part of the horizontal axis.

**EXAMPLE 8** Graph the function defined as follows:

$$f(x) = \begin{cases} 4, & \text{for } x \leq 0, \\ 3 - x^2, & \text{for } 0 < x \leq 2, \\ 2x - 6, & \text{for } x > 2. \end{cases}$$

This means that for any input  $x$  less than or equal to 0, the output is 4.

This means that for any input  $x$  greater than 0 and less than or equal to 2, the output is  $3 - x^2$ .

This means that for any input  $x$  greater than 2, the output is  $2x - 6$ .

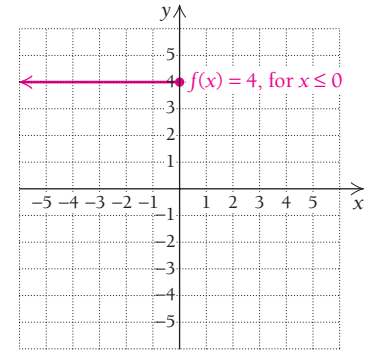
**Solution** Working from left to right along the  $x$ -axis, we note that for any  $x$ -values less than or equal to 0, the graph is the horizontal line  $y = 4$ . Note that for  $f(x) = 4$ ,

$$f(-2) = 4;$$

$$f(-1) = 4;$$

and  $f(0) = 4$ .

The solid dot indicates that  $(0, 4)$  is part of the graph.



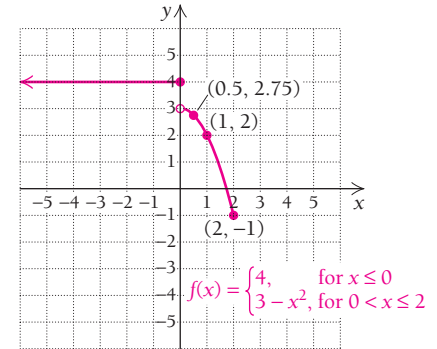
Next, observe that for  $x$ -values greater than 0 but not greater than 2, the graph is a portion of the parabola given by  $y = 3 - x^2$ . Note that for  $f(x) = 3 - x^2$ ,

$$f(0.5) = 3 - 0.5^2 = 2.75;$$

$$f(1) = 2;$$

and  $f(2) = -1$ .

The open dot at  $(0, 3)$  indicates that that point is *not* part of the graph.

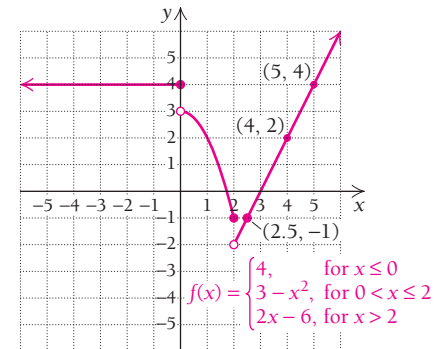


Finally, note that for  $x$ -values greater than 2, the graph is the line  $y = 2x - 6$ . Note that for  $f(x) = 2x - 6$ ,

$$f(2.5) = 2 \cdot 2.5 - 6 = -1;$$

$$f(4) = 2;$$

and  $f(5) = 4$ .



**Quick Check 5**

Graph the function defined as follows:

$$f(x) = \begin{cases} 4, & \text{for } x \leq 0, \\ 4 - x^2, & \text{for } 0 < x \leq 2, \\ 2x - 6, & \text{for } x > 2. \end{cases}$$

**Quick Check 5**

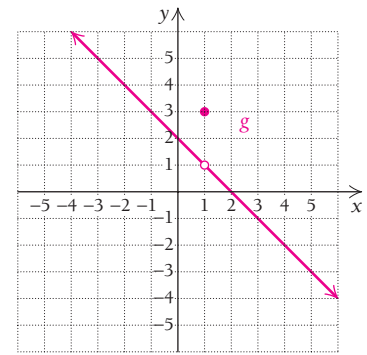
**EXAMPLE 9** Graph the function defined as follows:

$$g(x) = \begin{cases} 3, & \text{for } x = 1, \\ -x + 2, & \text{for } x \neq 1. \end{cases}$$

**Solution** The function is defined such that  $g(1) = 3$  and for all other  $x$ -values (that is, for  $x \neq 1$ ), we have  $g(x) = -x + 2$ . Thus, to graph this function, we graph the line given by  $y = -x + 2$ , but with an open dot at the point above  $x = 1$ . To complete the graph, we plot the point  $(1, 3)$  since  $g(1) = 3$ .



$x$	$g(x)$	$(x, g(x))$
-3	$-(-3) + 2$	$(-3, 5)$
0	$-0 + 2$	$(0, 2)$
1	3	$(1, 3)$
2	$-2 + 2$	$(2, 0)$
3	$-3 + 2$	$(3, -1)$



Quick Check 6

Graph the function defined as follows:

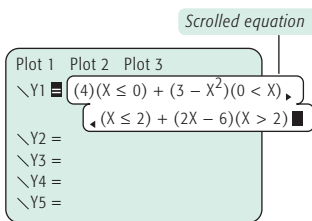
$$f(x) = \begin{cases} 1, & \text{for } x = -2, \\ 2 - x, & \text{for } x \neq -2. \end{cases}$$

Quick Check 6

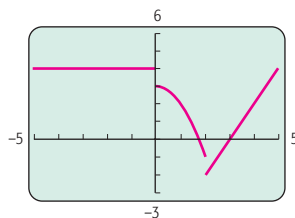
TECHNOLOGY CONNECTION

Graphing Functions Defined Piecewise

Graphing functions defined piecewise generally involves the use of inequality symbols, which are often accessed using the TEST menu. The function in Example 8 is entered as follows:



The graph is shown below.



Note that most graphing calculators will not display solid or open dots.

EXERCISES

Graph.

- $$f(x) = \begin{cases} -x - 2, & \text{for } x < -2, \\ 4 - x^2, & \text{for } -2 \leq x < 2, \\ x + 3, & \text{for } x \geq 2 \end{cases}$$
- $$f(x) = \begin{cases} x^2 - 2, & \text{for } x \leq 3, \\ 1, & \text{for } x > 3 \end{cases}$$
- $$f(x) = \begin{cases} x + 3, & \text{for } x \leq -2, \\ 1, & \text{for } -2 < x \leq 3, \\ x^2 - 10, & \text{for } x > 3 \end{cases}$$

Some Final Remarks

We sometimes use the terminology  $y$  is a function of  $x$ . This means that  $x$  is an input and  $y$  is an output. It also means that  $x$  is the **independent variable** because it represents inputs and  $y$  is the **dependent variable** because it represents outputs. We may refer to “a function  $y = x^2$ ” without naming it using a letter  $f$ . We may also simply refer to  $x^2$  (alone) as a function.

In calculus we will study how the outputs of a function change when the inputs change.

Section Summary

- Functions are a key concept in mathematics.
- The essential trait of a function is that to each number in the *domain* there corresponds one and only one number in the *range*.

# EXERCISE SET R.2


Note: A review of algebra can be found in Appendix A on p. 605.

Determine whether each correspondence is a function.

- |  |  |
|--|--|
| <p><b>1. Domain                  Range</b></p> <p>5 → 3</p> <p>-3 → 7</p> <p>7 → 7</p> <p>-7 → 7</p> | <p><b>2. Domain                  Range</b></p> <p>5 → 4</p> <p>7 → 8</p> <p>9 → 8</p>    |
| <p><b>3. Domain                  Range</b></p> <p>-5 → 1</p> <p>5 → 1</p> <p>8 → 1</p>               | <p><b>4. Domain                  Range</b></p> <p>6 → -6</p> <p>7 → -7</p> <p>3 → -3</p> |

5. Sandwich prices.


DOMAIN	RANGE
Hamburger	\$0.89
Cheeseburger	\$0.95
Filet-O-Fish®	\$3.00
Quarter Pounder® with cheese	\$3.20
Big N' Tasty® with cheese	\$3.20
Big Mac®	\$3.20
Crispy Chicken	\$3.40
Chicken McGrill®	\$2.89
Double Quarter Pounder® with cheese	\$3.80



(Source: www.mcdonalds.com.)

6. Sandwich calorie content.

DOMAIN	RANGE
Hamburger	250
Cheeseburger	300
Quarter Pounder®	410
Double Cheeseburger®	440
Filet-O-Fish®	380
Big N' Tasty®	460
McRib®	500
Big Mac®	540
Double Quarter Pounder® with cheese	740



(Source: www.mcdonalds.com.)

Determine whether each of the following is a function.

- | Domain            | Correspondence                  | Range            |
|-------------------|---------------------------------|------------------|
| 7. A set of iPods | Each iPod's memory in gigabytes | A set of numbers |
| 8. A set of iPods | Each iPod's owner               | A set of people  |

- |                                 |  |  |
|---------------------------------|--|--|
| 9. A set of iPods               | The number of songs on each iPod               | A set of numbers   |
| 10. A set of iPods              | The number of Avril Lavigne songs on each iPod | A set of numbers   |
| 11. The set of all real numbers | Square each number and then add 8.             | The set of all positive numbers greater than or equal to 8 |
| 12. The set of all real numbers | Raise each number to the fourth power.         | The set of all nonnegative numbers                         |
| 13. A set of females            | Each person's biological mother                | A set of females   |
| 14. A set of males              | Each person's biological father                | A set of males   |
| 15. A set of avenues            | An intersecting road                           | A set of cross streets                                     |
| 16. A set of textbooks          | An even-numbered page in each book             | A set of pages   |
| 17. A set of shapes             | The area of each shape                         | A set of area measurements                                 |
| 18. A set of shapes             | The perimeter of each shape                    | A set of length measurements                               |
| 19. A function $f$ is given by  |  |  |

$$f(x) = 4x - 3.$$

This function takes a number  $x$ , multiplies it by 4, and subtracts 3.

a) Complete this table.

$x$	5.1	5.01	5.001	5
$f(x)$				

b) Find  $f(4)$ ,  $f(3)$ ,  $f(-2)$ ,  $f(k)$ ,  $f(1 + t)$ , and  $f(x + h)$ .

20. A function  $f$  is given by

$$f(x) = 3x + 2.$$

This function takes a number  $x$ , multiplies it by 3, and adds 2.

a) Complete this table.

$x$	4.1	4.01	4.001	4
$f(x)$				

b) Find  $f(5)$ ,  $f(-1)$ ,  $f(k)$ ,  $f(1 + t)$ , and  $f(x + h)$ .

21. A function  $g$  is given by

$$g(x) = x^2 - 3.$$

This function takes a number  $x$ , squares it, and subtracts 3. Find  $g(-1)$ ,  $g(0)$ ,  $g(1)$ ,  $g(5)$ ,  $g(u)$ ,  $g(a + h)$ ,

and  $\frac{g(a + h) - g(a)}{h}$ .

22. A function  $g$  is given by

$$g(x) = x^2 + 4.$$

This function takes a number  $x$ , squares it, and adds 4. Find  $g(-3)$ ,  $g(0)$ ,  $g(-1)$ ,  $g(7)$ ,  $g(v)$ ,  $g(a + h)$ , and

$\frac{g(a + h) - g(a)}{h}$ .

23. A function  $f$  is given by

$$f(x) = \frac{1}{(x + 3)^2}.$$

This function takes a number  $x$ , adds 3, squares the result, and takes the reciprocal of that result.

- a) Find  $f(4)$ ,  $f(-3)$ ,  $f(0)$ ,  $f(a)$ ,  $f(t + 4)$ ,  $f(x + h)$ , and  $\frac{f(x + h) - f(x)}{h}$ . If an output is undefined, state that fact.

- b) Note that  $f$  could also be given by

$$f(x) = \frac{1}{x^2 + 6x + 9}.$$

Explain what this does to an input number  $x$ .

24. A function  $f$  is given by

$$f(x) = \frac{1}{(x - 5)^2}.$$

This function takes a number  $x$ , subtracts 5 from it, squares the result, and takes the reciprocal of the square.

- a) Find  $f(3)$ ,  $f(-1)$ ,  $f(5)$ ,  $f(k)$ ,  $f(t - 1)$ ,  $f(t - 4)$ , and  $f(x + h)$ . If an output is undefined, state that fact.

- b) Note that  $f$  could also be given by

$$f(x) = \frac{1}{x^2 - 10x + 25}.$$

Explain what this does to an input number  $x$ .

Graph each function.

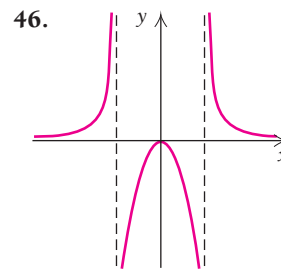
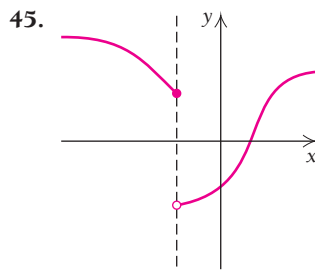
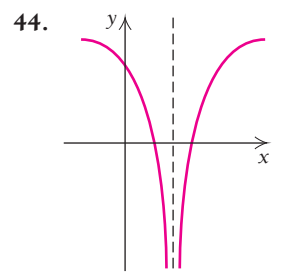
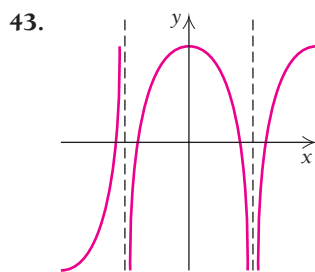
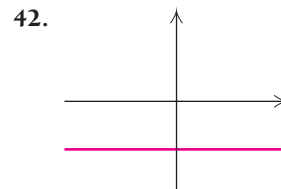
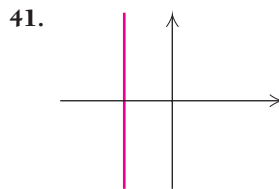
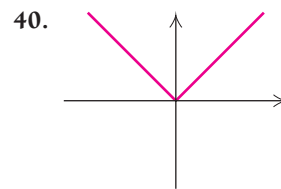
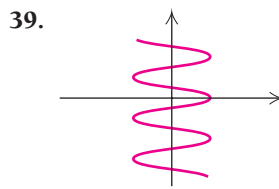
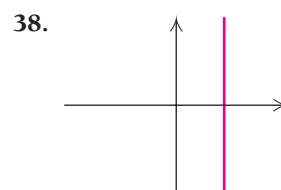
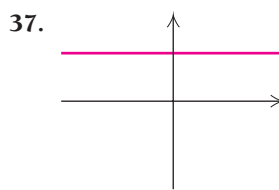
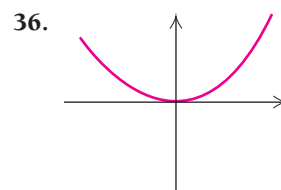
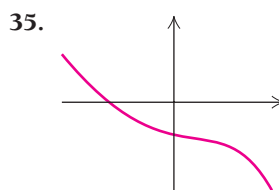
25.  $f(x) = 2x - 5$   
 26.  $f(x) = 3x - 1$   
 27.  $g(x) = -4x$   
 28.  $g(x) = -2x$   
 29.  $f(x) = x^2 - 2$   
 30.  $f(x) = x^2 + 4$   
 31.  $f(x) = 6 - x^2$

32.  $g(x) = -x^2 + 1$

33.  $g(x) = x^3$

34.  $g(x) = \frac{1}{2}x^3$

Use the vertical-line test to determine whether each graph is that of a function. (In Exercises 43–46, the vertical dashed lines are not part of the graph.)



47. a) Graph  $x = y^2 - 2$ .

b) Is this a function?

48. a) Graph  $x = y^2 - 3$ .

b) Is this a function?

49. For  $f(x) = x^2 - 3x$ , find  $\frac{f(x+h) - f(x)}{h}$ .

50. For  $f(x) = x^2 + 4x$ , find  $\frac{f(x+h) - f(x)}{h}$ .

For Exercises 51–54, consider the function  $f$  given by

$$f(x) = \begin{cases} -2x + 1, & \text{for } x < 0, \\ 17, & \text{for } x = 0, \\ x^2 - 3, & \text{for } 0 < x < 4, \\ \frac{1}{2}x + 1, & \text{for } x \geq 4. \end{cases}$$

51. Find  $f(-1)$  and  $f(1)$ .

52. Find  $f(-3)$  and  $f(3)$ .

53. Find  $f(0)$  and  $f(10)$ .

54. Find  $f(-5)$  and  $f(5)$ .

Graph.

55.  $f(x) = \begin{cases} 1, & \text{for } x < 0, \\ -1, & \text{for } x \geq 0 \end{cases}$

56.  $f(x) = \begin{cases} 2, & \text{for } x \leq 3, \\ -2, & \text{for } x > 3 \end{cases}$

57.  $f(x) = \begin{cases} 6, & \text{for } x = -2, \\ x^2, & \text{for } x \neq -2 \end{cases}$

58.  $f(x) = \begin{cases} 5, & \text{for } x = 1, \\ x^3, & \text{for } x \neq 1 \end{cases}$

59.  $g(x) = \begin{cases} -x, & \text{for } x < 0, \\ 4, & \text{for } x = 0, \\ x + 2, & \text{for } x > 0 \end{cases}$


60.  $g(x) = \begin{cases} 2x - 3, & \text{for } x < 1, \\ 5, & \text{for } x = 1, \\ x - 2, & \text{for } x > 1 \end{cases}$

61.  $g(x) = \begin{cases} \frac{1}{2}x - 1, & \text{for } x < 2, \\ -4, & \text{for } x = 2, \\ x - 3, & \text{for } x > 2 \end{cases}$

62.  $g(x) = \begin{cases} x^2, & \text{for } x < 0, \\ -3, & \text{for } x = 0, \\ -2x + 3, & \text{for } x > 0 \end{cases}$

63.  $f(x) = \begin{cases} -7, & \text{for } x = 2, \\ x^2 - 3, & \text{for } x \neq 2 \end{cases}$

64.  $f(x) = \begin{cases} -6, & \text{for } x = -3, \\ -x^2 + 5, & \text{for } x \neq -3 \end{cases}$

 **Compound interest.** The amount of money,  $A(t)$ , in a savings account that pays 6% interest, compounded quarterly for  $t$  years, with an initial investment of  $P$  dollars, is given by

$$A(t) = P \left( 1 + \frac{0.06}{4} \right)^{4t}.$$

65. If \$500 is invested at 6%, compounded quarterly, how much will the investment be worth after 2 yr?

66. If \$800 is invested at 6%, compounded quarterly, how much will the investment be worth after 3 yr?

**Chemotherapy.** In computing the dosage for chemotherapy, a patient's body surface area is needed. A good approximation of a person's surface area  $s$ , in square meters ( $m^2$ ), is given by the formula

$$s = \sqrt{\frac{hw}{3600}},$$

where  $w$  is the patient's weight in kilograms (kg) and  $h$  is the patient's height in centimeters (cm). (Source: U.S. Oncology.) Use the preceding information for Exercises 67 and 68. Round your answers to the nearest thousandth.

67. Assume that a patient's height is 170 cm. Find the patient's approximate surface area assuming that:

- a) The patient's weight is 70 kg.
- b) The patient's weight is 100 kg.
- c) The patient's weight is 50 kg.

68. Assume that a patient's weight is 70 kg. Approximate the patient's surface area assuming that:

- a) The patient's height is 150 cm.
- b) The patient's height is 180 cm.

69. **Scaling stress factors.** In psychology a process called *scaling* is used to attach numerical ratings to a group of life experiences. In the table below, various events have been rated on a scale from 1 to 100 according to their stress levels.

Event	Scale of Impact
Death of spouse	100
Divorce	73
Jail term	63
Marriage	50
Lost job	47
Pregnancy	40
Death of close friend	37
Loan over \$10,000	31
Child leaving home	29
Change in schools	20
Loan less than \$10,000	17
Christmas	12

(Source: Thomas H. Holmes, University of Washington School of Medicine.)

- a) Does the table represent a function? Why or why not?
- b) What are the inputs? What are the outputs?

**SYNTHESIS**



Solve for  $y$  in terms of  $x$ . Decide whether the resulting equation represents a function.

70.  $2x + y - 16 = 4 - 3y + 2x$

71.  $2y^2 + 3x = 4x + 5$

72.  $(4y^{2/3})^3 = 64x$

73.  $(3y^{3/2})^2 = 72x$

-  74. Explain why the vertical-line test works.
-  75. Is 4 in the domain of  $f$  in Exercises 51–54? Explain why or why not.

**TECHNOLOGY CONNECTION** 

In Exercises 76 and 77, use the TABLE feature to construct a table for the function under the given conditions.

76.  $f(x) = x^3 + 2x^2 - 4x - 13$ ; TblStart = -3;  $\Delta$ Tbl = 2

77.  $f(x) = \frac{3}{x^2 - 4}$ ; TblStart = -3;  $\Delta$ Tbl = 1

78. A function  $f$  is given by  
 $f(x) = |x - 2| + |x + 1| - 5$ .

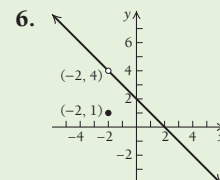
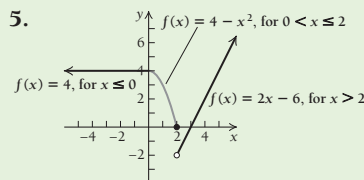
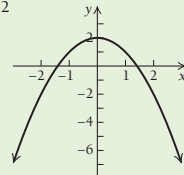
Find  $f(-3)$ ,  $f(-2)$ ,  $f(0)$ , and  $f(4)$ .

79. Graph the function in each of Exercises 76–78.

80. Use the TRACE feature to find several ordered-pair solutions of the function  $f(x) = \sqrt{10 - x^2}$ .

**Answers to Quick Checks**

1. 17, -10, 5,  $3a - 5$ ,  $3a + 3h - 5$ ,
2. 49, 58, -7,  $3a^2 + 2a - 7$ ,  $75a^2 + 10a - 7$
3. -8,  $2x + 2h - x^2 - 2xh - h^2$ ,  $2 - 2x - h$
4.  $f(x) = 2 - x^2$



# R.3

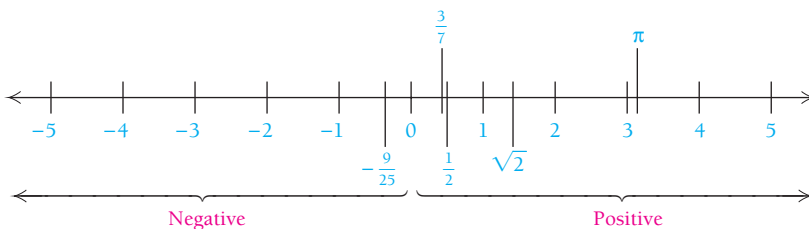
**OBJECTIVES**

- Write interval notation for a set of points.
- Find the domain and the range of a function.

## Finding Domain and Range

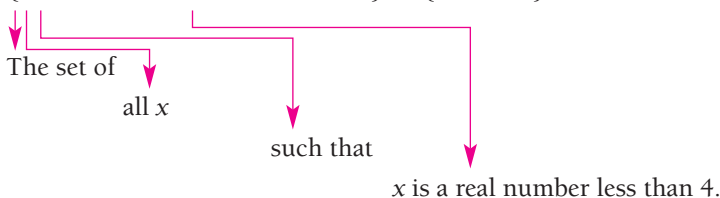
### Set Notation

A set is a collection of objects. The set we consider most in calculus is the set of real numbers,  $\mathbb{R}$ . There is a real number for every point on the number line.



The set consisting of  $-\frac{9}{25}$ , 0, and  $\sqrt{2}$  can be written  $\{-\frac{9}{25}, 0, \sqrt{2}\}$ . This method of describing sets is known as the **roster method**. It lists every member of the set. We describe larger sets using **set-builder notation**, which specifies conditions under which an object is in the set. For example, the set of all real numbers less than 4 can be described as follows in set-builder notation:

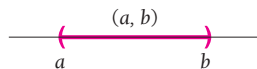
$$\{x \mid x \text{ is a real number less than } 4\} \text{ or } \{x \mid x < 4\}.$$



### Interval Notation

We can also describe sets using **interval notation**. If  $a$  and  $b$  are real numbers, with  $a < b$ , we define the interval  $(a, b)$  as the set of all numbers between but not including  $a$  and  $b$ , that is, the set of all  $x$  for which  $a < x < b$ . Thus,

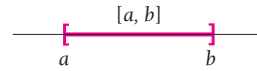
$$(a, b) = \{x \mid a < x < b\}.$$



The points  $a$  and  $b$  are the **endpoints** of the interval. The parentheses indicate that the endpoints are *not* included in the interval.

The interval  $[a, b]$  is defined as the set of all  $x$  for which  $a \leq x \leq b$ . Thus,

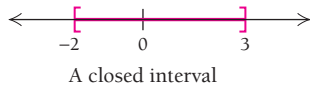
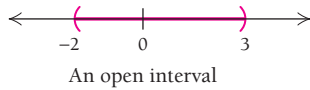
$$[a, b] = \{x | a \leq x \leq b\}.$$



The brackets indicate that the endpoints *are* included in the interval.\*

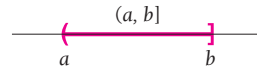
Be careful not to confuse the *interval*  $(a, b)$  with the *ordered pair*  $(a, b)$  used to represent a point in the plane, as in Section R.1. The context in which the notation appears usually makes the meaning clear.

Intervals like  $(-2, 3)$ , in which neither endpoint is included, are called **open intervals**; intervals like  $[-2, 3]$ , which include both endpoints, are said to be **closed intervals**. Thus,  $[a, b]$  is read “the closed interval  $a, b$ ” and  $(a, b)$  is read “the open interval  $a, b$ .”

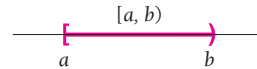


Some intervals are **half-open** and include one endpoint but not the other:

$$(a, b] = \{x | a < x \leq b\}. \quad \text{The graph excludes } a \text{ and includes } b.$$

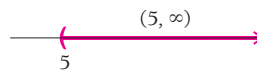


$$[a, b) = \{x | a \leq x < b\}. \quad \text{The graph includes } a \text{ and excludes } b.$$



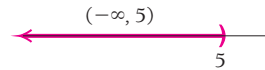
Some intervals extend without bound in one or both directions. We use the symbols  $\infty$ , read “infinity,” and  $-\infty$ , read “negative infinity,” to name these intervals. The notation  $(5, \infty)$  represents the set of all numbers greater than 5. That is,

$$(5, \infty) = \{x | x > 5\}.$$



Similarly, the notation  $(-\infty, 5)$  represents the set of all numbers less than 5. That is,

$$(-\infty, 5) = \{x | x < 5\}.$$












The notations  $[5, \infty)$  and  $(-\infty, 5]$  are used when we want to include the endpoints. The interval  $(-\infty, \infty)$  names the set of all real numbers.

$$(-\infty, \infty) = \{x | x \text{ is a real number}\}$$

Interval notation is summarized in the following table. Note that the symbols  $\infty$  and  $-\infty$  always have a parenthesis next to them; neither of these represents a real number.

\*Some books use the representations  $\text{---} \text{---} \text{---}$  and  $\text{---} \text{---} \text{---}$  instead of, respectively,  $\text{---} \text{---} \text{---}$  and  $\text{---} \text{---} \text{---}$ .

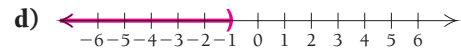
## Intervals: Notation and Graphs

Interval Notation	Set Notation	Graph
$(a, b)$	$\{x a < x < b\}$	
$[a, b]$	$\{x a \leq x \leq b\}$	
$[a, b)$	$\{x a \leq x < b\}$	
$(a, b]$	$\{x a < x \leq b\}$	
$(a, \infty)$	$\{x x > a\}$	
$[a, \infty)$	$\{x x \geq a\}$	
$(-\infty, b)$	$\{x x < b\}$	
$(-\infty, b]$	$\{x x \leq b\}$	
$(-\infty, \infty)$	$\{x x \text{ is a real number}\}$	

**EXAMPLE 1** Write interval notation for each set or graph:

a)  $\{x|-4 < x < 5\}$

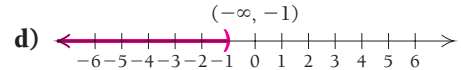
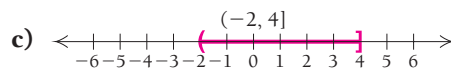
b)  $\{x|x \geq -2\}$



**Solution**

a)  $\{x|-4 < x < 5\} = (-4, 5)$

b)  $\{x|x \geq -2\} = [-2, \infty)$



**Quick Check 1**

### Quick Check 1

Write interval notation for each set:

a)  $\{x|-2 \leq x \leq 5\}$ ;

b)  $\{x|-2 \leq x < 5\}$ ;

c)  $\{x|-2 < x \leq 5\}$ ;

d)  $\{x|-2 < x < 5\}$ .

## Finding Domain and Range

Recall that when a set of ordered pairs is such that no two different pairs share a common first coordinate, we have a function. The **domain** is the set of all first coordinates, and the **range** is the set of all second coordinates.

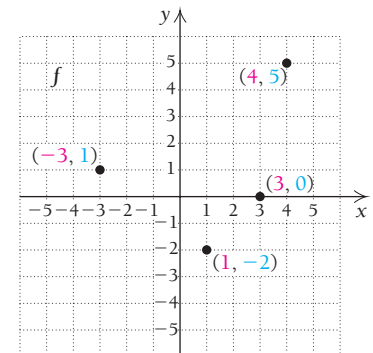
**EXAMPLE 2** For the function  $f$  whose graph is shown to the right, determine the domain and the range.

**Solution** This function consists of just four ordered pairs and can be written as

$$\{(-3, 1), (1, -2), (3, 0), (4, 5)\}.$$

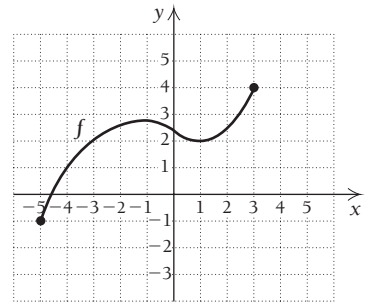
We can determine the domain and the range by reading the  $x$ - and the  $y$ -values directly from the graph.

The domain is the set of all first coordinates,  $\{-3, 1, 3, 4\}$ . The range is the set of all second coordinates,  $\{1, -2, 0, 5\}$ .



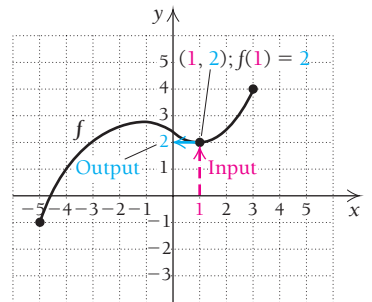
**EXAMPLE 3** For the function  $f$  whose graph is shown to the right, determine each of the following.

- The number in the range that is paired with 1 (from the domain). That is, find  $f(1)$ .
- The domain of  $f$ .
- The number(s) in the domain that is (are) paired with 1 (from the range). That is, find all  $x$ -values for which  $f(x) = 1$ .
- The range of  $f$ .

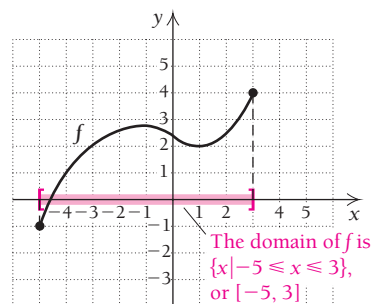


**Solution**

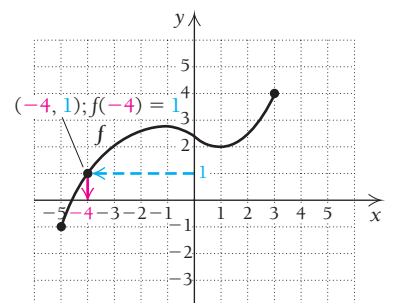
- To determine which number in the range is paired with 1 in the domain, we locate 1 on the horizontal axis. Next, we find the point on the graph of  $f$  for which 1 is the first coordinate. From that point, we look to the vertical axis to find the corresponding  $y$ -coordinate, 2. The input 1 has the output 2—that is,  $f(1) = 2$ .



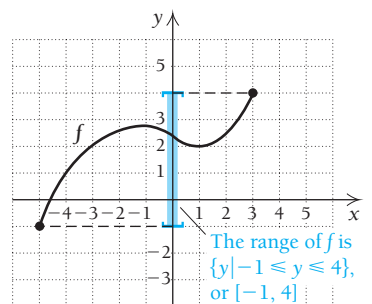
- The domain of the function is the set of all  $x$ -values, or inputs, of the points on the graph. These extend from  $-5$  to  $3$  and can be viewed as the curve's shadow, or *projection*, onto the  $x$ -axis. Thus, the domain is the set  $\{x \mid -5 \leq x \leq 3\}$ , or, in interval notation,  $[-5, 3]$ .



- To determine which number(s) in the domain is (are) paired with 1 in the range, we locate 1 on the vertical axis (see the graph to the right). From there, we look left and right to the graph of  $f$  to find any points for which 1 is the second coordinate. One such point exists:  $(-4, 1)$ . For this function, we note that  $x = -4$  is the only member of the domain paired with the range value of 1. For other functions, there might be more than one member of the domain paired with a member of the range.

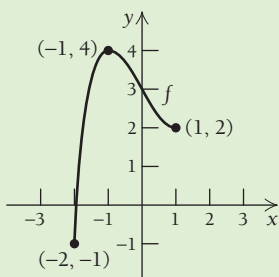


- The range of the function is the set of all  $y$ -values, or outputs, of the points on the graph. These extend from  $-1$  to  $4$  and can be viewed as the curve's shadow, or *projection*, onto the  $y$ -axis. Thus, the range is the set  $\{y \mid -1 \leq y \leq 4\}$ , or, in interval notation,  $[-1, 4]$ .



**Quick Check 2**

For the function  $f$  whose graph follows, determine each of the following:  $f(-1)$ ,  $f(1)$ , the domain, and the range.



**Quick Check 2**



TECHNOLOGY CONNECTION 

Consider the function given by  $f(x) = 1/(x - 3)$ . The table below was obtained with  $\Delta\text{Tbl}$  set at 0.25. Note that the calculator cannot calculate  $f(3)$ .

 $\Delta\text{Tbl} = 0.25$ 

X	Y1
2	-1
2.25	-1.3333
2.5	-2
2.75	-4
3	ERR:
3.25	4
3.5	2
3.75	1.3333
X=2	

## EXERCISES

- Make a table for  $f(x) = 1/(x^2 - 4)$  from  $x = -3$  to  $x = 0$  and with  $\Delta\text{Tbl}$  set at 0.5.
- Create a table for the function given in Example 5.

## Quick Check 3

Find the domain of each function. Express your answers in interval notation.

- $f(x) = \frac{5}{x - 8}$
- $f(x) = x^3 + |2x|$
- $f(x) = \sqrt{2x - 8}$

When a function is given by an equation or formula, the domain is understood to be the largest set of real numbers (inputs) for which function values (outputs) can be calculated. That is, the domain is the set of all allowable inputs into the formula. To find the domain, think, “For what input values does the function have an output?”

**EXAMPLE 4** Find the domain:  $f(x) = |x|$ .

**Solution** We ask, “What can we substitute?” Is there any number  $x$  for which we cannot calculate  $|x|$ ? The answer is no. Thus, the domain of  $f$  is the set of all real numbers.

**EXAMPLE 5** Find the domain:  $f(x) = \frac{3}{2x - 5}$ .

**Solution** We recall that a denominator cannot equal zero and ask, “What can we substitute?” Is there any number  $x$  for which we cannot calculate  $3/(2x - 5)$ ? Since  $3/(2x - 5)$  cannot be calculated when the denominator  $2x - 5$  is 0, we solve the following equation to find those real numbers that must be excluded from the domain of  $f$ :

$$\begin{aligned} 2x - 5 &= 0 && \text{Setting the denominator equal to 0} \\ 2x &= 5 && \text{Adding 5 to both sides} \\ x &= \frac{5}{2}. && \text{Dividing both sides by 2} \end{aligned}$$

Thus,  $\frac{5}{2}$  is not in the domain, whereas all other real numbers are. We say that  $f$  is not defined at  $\frac{5}{2}$ , or  $f(\frac{5}{2})$  does not exist.

The domain of  $f$  is  $\{x \mid x \text{ is a real number and } x \neq \frac{5}{2}\}$ , or, in interval notation,  $(-\infty, \frac{5}{2}) \cup (\frac{5}{2}, \infty)$ . The symbol  $\cup$  indicates the *union* of two sets and means that all elements in both sets are included in the domain.

**EXAMPLE 6** Find the domain:  $f(x) = \sqrt{4 + 3x}$ .

**Solution** We ask, “What can we substitute?” Is there any number  $x$  for which we cannot calculate  $\sqrt{4 + 3x}$ ? We recall that radicands in even roots cannot be negative. Since  $\sqrt{4 + 3x}$  is not a real number when the radicand  $4 + 3x$  is negative, the domain is all real numbers for which  $4 + 3x \geq 0$ . We find the domain by solving the inequality. (See Appendix A for a review of inequality solving.)

$$\begin{aligned} 4 + 3x &\geq 0 \\ 3x &\geq -4 && \text{Simplifying} \\ x &\geq -\frac{4}{3} && \text{Dividing both sides by 3} \end{aligned}$$

The domain is  $[-\frac{4}{3}, \infty)$ .

## Quick Check 3

TECHNOLOGY CONNECTION 

## Determining Domain and Range

Graph each function in the given viewing window. Then determine the domain and the range.

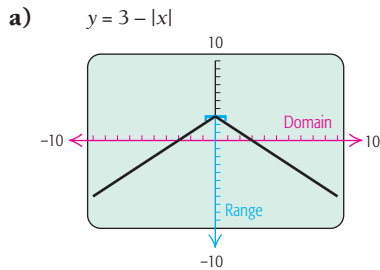
- $f(x) = 3 - |x|$ ,  $[-10, 10, -10, 10]$
- $f(x) = x^3 - x$ ,  $[-3, 3, -4, 4]$

- $f(x) = \frac{12}{x}$ , or  $12x^{-1}$ ,  $[-14, 14, -14, 14]$

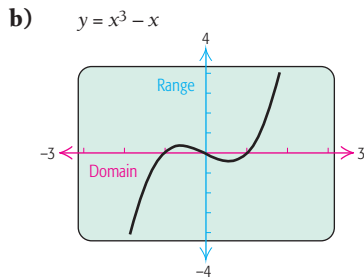
- $f(x) = x^4 - 2x^2 - 3$ ,  $[-4, 4, -6, 6]$

(continued)

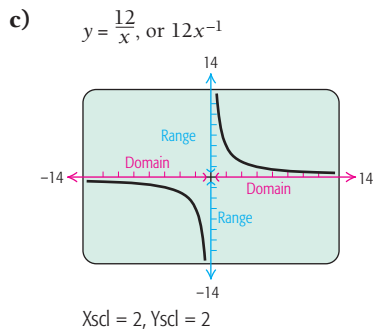
We have the following.



Domain =  $\mathbb{R}$  (the real numbers), or  $(-\infty, \infty)$   
 Range =  $(-\infty, 3]$

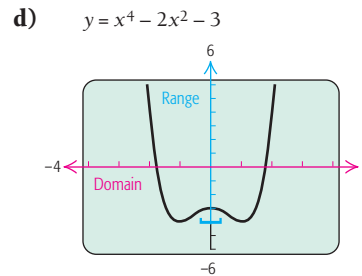


Domain =  $\mathbb{R}$   
 Range =  $\mathbb{R}$



The number 0 is excluded as an input.

Domain =  $\{x \mid x \text{ is a real number and } x \neq 0\}$ , or  
 $(-\infty, 0) \cup (0, \infty)$ ;  
 Range =  $\{y \mid y \text{ is a real number and } y \neq 0\}$ , or  
 $(-\infty, 0) \cup (0, \infty)$



Domain =  $\mathbb{R}$   
 Range =  $[-4, \infty)$

We can confirm our results using the TRACE feature, moving the cursor along the curve or entering any  $x$ -value in which we have interest. We can also use the TABLE feature. In Example (d), it might not appear as though the domain is all real numbers because the graph seems “thin,” but careful examination of the formula shows that we can indeed substitute any real number.

### EXERCISES

Graph each function in the given viewing window. Then determine the domain and the range.

- $f(x) = |x| - 4$ ,  $[-10, 10, -10, 10]$
- $f(x) = 2 + 3x - x^3$ ,  $[-5, 5, -5, 5]$
- $f(x) = \frac{-3}{x}$ , or  $-3x^{-1}$ ,  $[-20, 20, -20, 20]$
- $f(x) = x^4 - 2x^2 - 7$ ,  $[-4, 4, -9, 9]$
- $f(x) = \sqrt{x + 4}$ ,  $[-8, 8, -8, 8]$
- $f(x) = \sqrt{9 - x^2}$ ,  $[-5, 5, -5, 5]$
- $f(x) = -\sqrt{9 - x^2}$ ,  $[-5, 5, -5, 5]$
- $f(x) = x^3 - 5x^2 + x - 4$ ,  $[-10, 10, -20, 10]$

## Domains and Ranges in Applications

The domain and the range of a function given by a formula are sometimes affected by the context of an application. Let's look again at Exercise 65 in Section R.2.

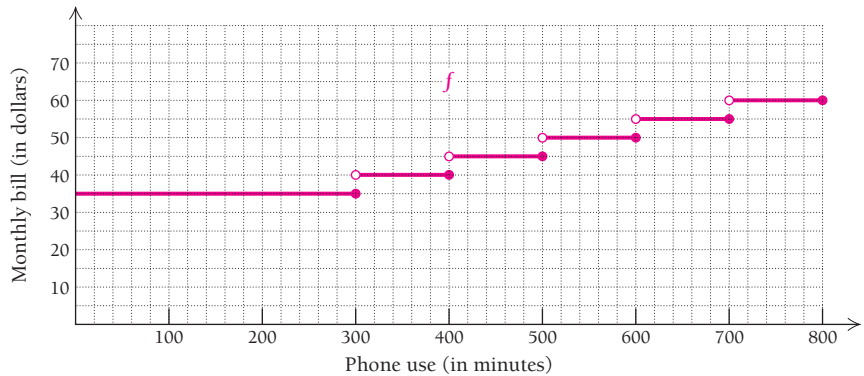
- **EXAMPLE 7 Business: Compound Interest.** Suppose that \$500 is invested at 6%, compounded quarterly for  $t$  years. From Theorem 2 in Section R.1, we know that the amount in the account is given by

$$\begin{aligned} A(t) &= 500 \left( 1 + \frac{0.06}{4} \right)^{4t} \\ &= 500(1.015)^{4t}. \end{aligned}$$

The amount  $A$  is a function of the number of years for which the money is invested. Determine the domain.

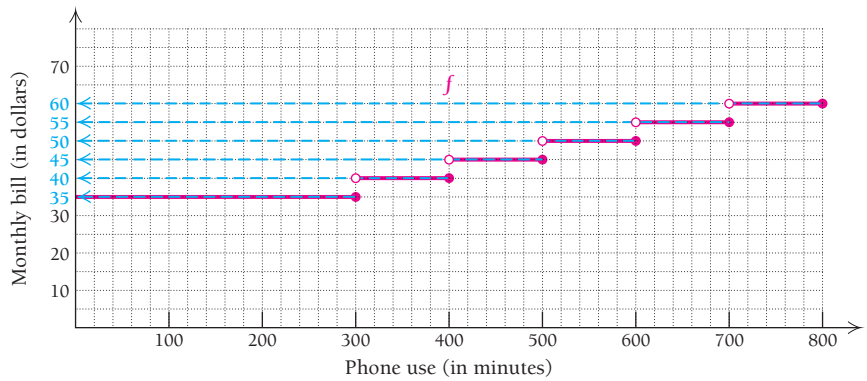
**Solution** We can substitute any real number for  $t$  into the formula, but a negative number of years is not meaningful. The context of the application excludes negative numbers. Thus, the domain is the set of all nonnegative numbers,  $[0, \infty)$ .

**EXAMPLE 8** Cellphone Calling Plans. Recently, Sprint® offered a cellphone calling plan in which a customer's monthly bill could be modeled by the graph below. Find the range of the function shown.



(Source: The New York Times. Bill does not include taxes and fees.)

**Solution** The range is the set of all outputs—in this case, the different monthly bill amounts—shown in the graph. We see that only six different outputs are used, highlighted in blue. Thus, the range of the function shown is  $\{35, 40, 45, 50, 55, 60\}$ .



We will continue to determine the domain and the range of a function as we progress through this book.

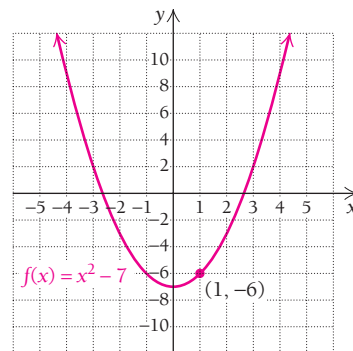
## Section Summary

The following is a review of the function concepts considered in Sections R.1–R.3.

### Function Concepts

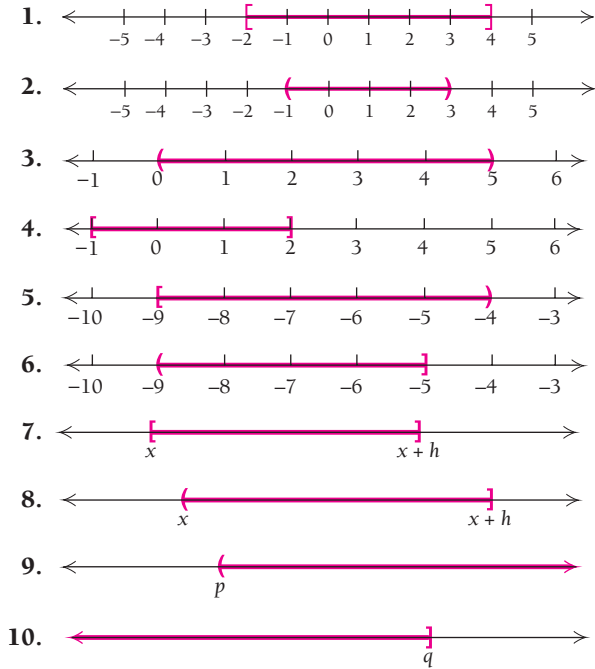
- Formula for  $f$ :  $f(x) = x^2 - 7$
- For every input of  $f$ , there is exactly one output.
- For the input 1,  $-6$  is the output.
- $f(1) = -6$
- $(1, -6)$  is on the graph.
- Domain = The set of all inputs  
= The set of all real numbers,  $\mathbb{R}$
- Range = The set of all outputs  
=  $[-7, \infty)$

### Graph



# EXERCISE SET R.3

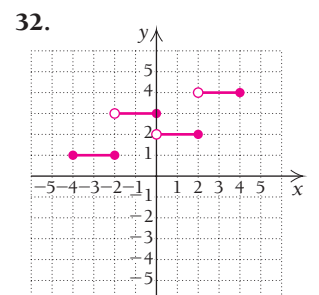
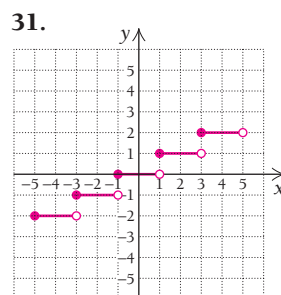
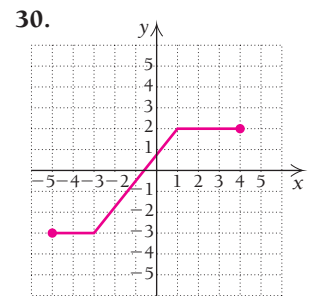
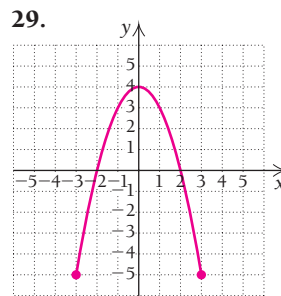
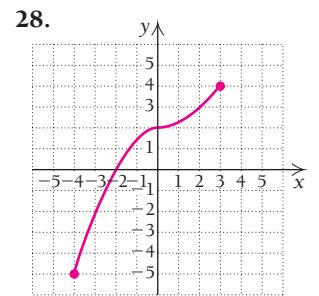
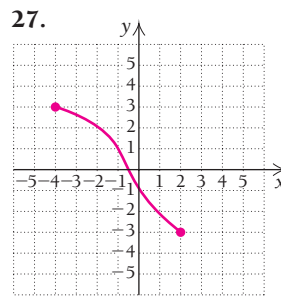
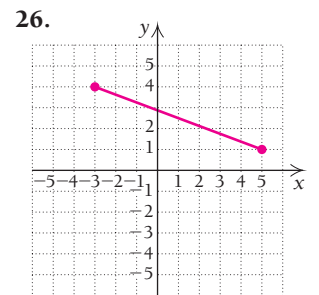
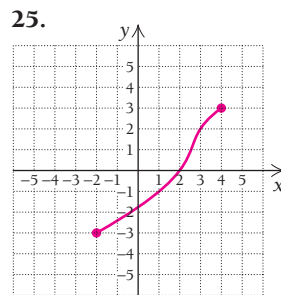
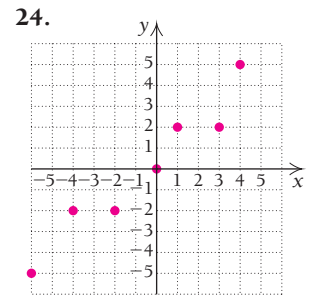
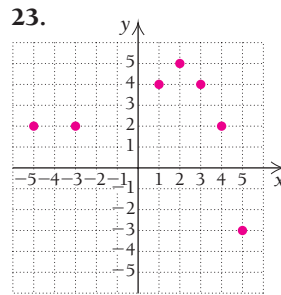
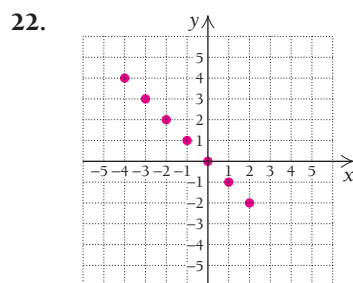
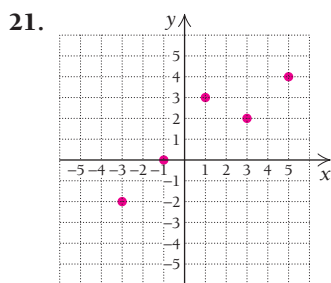
In Exercises 1–10, write interval notation for each graph.



Write interval notation for each of the following. Then graph the interval on a number line.

11. The set of all numbers  $x$  such that  $-2 \leq x \leq 2$
12. The set of all numbers  $x$  such that  $-5 < x < 5$
13.  $\{x \mid -4 \leq x < -1\}$
14.  $\{x \mid 6 < x \leq 20\}$
15.  $\{x \mid x \leq -2\}$
16.  $\{x \mid x > -3\}$
17.  $\{x \mid -2 < x \leq 3\}$
18.  $\{x \mid -10 \leq x < 4\}$
19.  $\{x \mid x < 12.5\}$
20.  $\{x \mid x \geq 12.5\}$

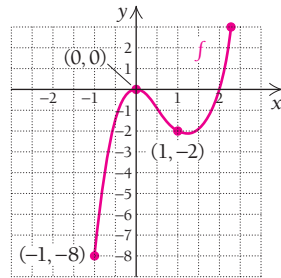
In Exercises 21–32, the graph is that of a function. Determine for each one (a)  $f(1)$ ; (b) the domain; (c) all  $x$ -values such that  $f(x) = 2$ ; and (d) the range.



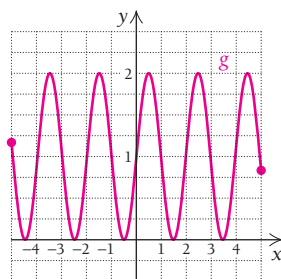
Find the domain of each function given below.

33.  $f(x) = \frac{6}{2-x}$       34.  $f(x) = \frac{2}{x+3}$   
 35.  $f(x) = \sqrt{2x}$       36.  $f(x) = \sqrt{x-2}$   
 37.  $f(x) = x^2 - 2x + 3$       38.  $f(x) = x^2 + 3$   
 39.  $f(x) = \frac{x-2}{6x-12}$       40.  $f(x) = \frac{8}{3x-6}$   
 41.  $f(x) = |x-4|$       42.  $f(x) = |x| - 4$   
 43.  $f(x) = \frac{3x-1}{7-2x}$       44.  $f(x) = \frac{2x-1}{9-2x}$   
 45.  $g(x) = \sqrt{4+5x}$       46.  $g(x) = \sqrt{2-3x}$   
 47.  $g(x) = x^2 - 2x + 1$   
 48.  $g(x) = 4x^3 + 5x^2 - 2x$   
 49.  $g(x) = \frac{2x}{x^2-25}$  (Hint: Factor the denominator.)  
 50.  $g(x) = \frac{x-1}{x^2-36}$  (Hint: Factor the denominator.)  
 51.  $g(x) = |x| + 1$       52.  $g(x) = |x+7|$   
 53.  $g(x) = \frac{2x-6}{x^2-6x+5}$  (Hint: Factor the denominator.)  
 54.  $g(x) = \frac{3x-10}{x^2-4x-5}$  (Hint: Factor the denominator.)

55. For the function  $f$  whose graph is shown to the right, find all  $x$ -values for which  $f(x) \leq 0$ .



56. For the function  $g$  whose graph is shown to the right, find all  $x$ -values for which  $g(x) = 1$ .



### APPLICATIONS

#### Business and Economics

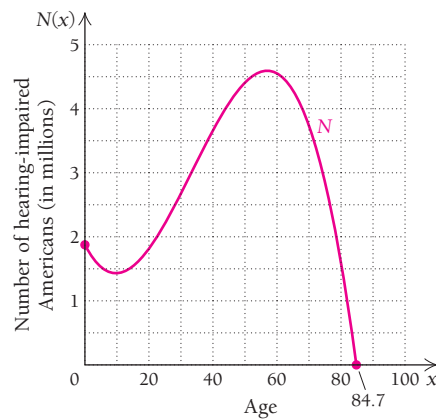
57. **Compound interest.** Suppose that \$5000 is invested at 8% interest, compounded semiannually, for  $t$  years.  
 a) The amount  $A$  in the account is a function of time. Find an equation for this function.  
 b) Determine the domain of the function in part (a).

58. **Compound interest.** Suppose that \$3000 is borrowed as a college loan, at 5% interest, compounded daily, for  $t$  years.  
 a) The amount  $A$  that is owed is a function of time. Find an equation for this function.  
 b) Determine the domain of the function in part (a).

#### Life and Physical Sciences

59. **Hearing-impaired Americans.** The following graph (considered in Exercise Set R.1) approximates the number  $N$ , in millions, of hearing-impaired Americans as a function of age  $x$ . (Source: American Speech-Language Hearing Association.) The equation for this graph is the function given by

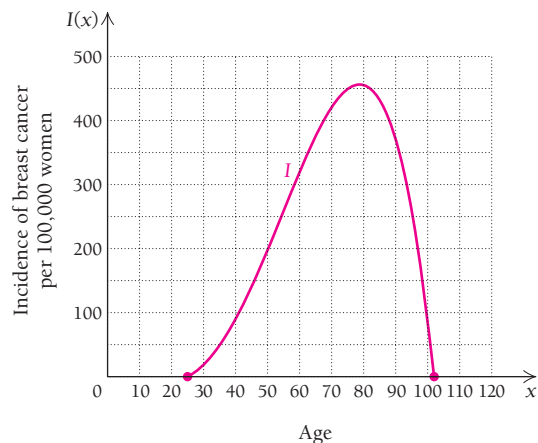
$$N(x) = -0.00006x^3 + 0.006x^2 - 0.1x + 1.9.$$



- a) Use the graph to determine the domain of  $N$ .  
 b) Use the graph to determine the range of  $N$ .  
 c) If you were marketing a new type of hearing aid, at what age group (expressed as a 10-yr interval) would you target advertisements? Why?

60. **Incidence of breast cancer.** The following graph (considered in Exercise 28 of Exercise Set R.1 without an equation) approximates the incidence of breast cancer  $I$ , per 100,000 women, as a function of age  $x$ . The equation for this graph is the function given by

$$I(x) = -0.0000554x^4 + 0.0067x^3 - 0.0997x^2 - 0.84x - 0.25.$$

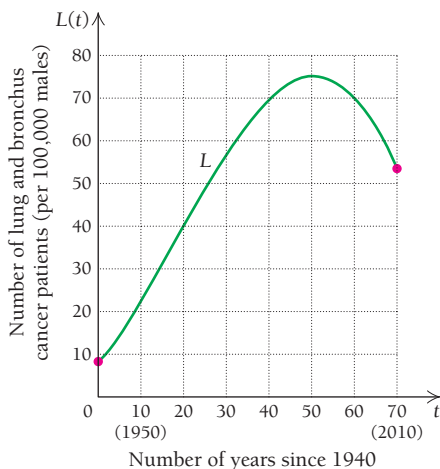


(Source: Based on data from the National Cancer Institute.)

- a) Use the graph to determine the domain of  $I$ .
- b) Use the graph to determine the range of  $I$ .
- c) What 10-yr age interval sees the greatest increase in the incidence of breast cancer? Explain how you determined this.

**61. Lung cancer.** The following graph approximates the incidence of lung and bronchus cancer  $L$ , per 100,000 males, as a function of  $t$ , the number of years since 1940. The equation for this graph is the function given by

$$L(t) = -0.00054t^3 + 0.02917t^2 + 1.2329t + 8.$$



(Source: Based on data from the American Cancer Society Surveillance Research, 2005.)

- a) Use the graph to estimate the domain of  $L$ .
- b) Use the graph to estimate the range of  $L$ .

**62.** See Exercise 61.

- a) Use the graph to approximate all the  $x$ -values (ages) where the cancer rate is 50 per 100,000.
- b) Use the graph to approximate all the  $x$ -values (ages) where the cancer rate is 70 per 100,000.
- c) Use the formula to approximate the lung and bronchus cancer rate in 2010.

**SYNTHESIS**

- 63.** For a given function,  $f(2) = -5$ . Give as many interpretations of this fact as you can.
- 64.** Explain how it is possible for the domain and the range of a function to be the same set.
- 65.** Give an example of a function for which the number 3 is not in the domain, and explain why it is not.

**TECHNOLOGY CONNECTION**

- 66.** Determine the range of each of the functions in Exercises 33, 35, 39, 40, and 47.
- 67.** Determine the range of each of the functions in Exercises 34, 36, 48, 51, and 54.

**Answers to Quick Checks**

- 1. (a)  $[-2, 5]$ , (b)  $[-2, 5]$ , (c)  $(-2, 5]$ , (d)  $(-2, 5)$
- 2.  $f(-1) = 4, f(1) = 2$ ; domain is  $[-2, 1]$ , and range is  $[-1, 4]$
- 3. (a)  $\{x \mid x \text{ is a real number and } x \neq 8\}$  (b)  $\mathbb{R}$  (c)  $[4, \infty)$

# R.4

## Slope and Linear Functions

### Horizontal and Vertical Lines

Let's consider graphs of equations  $y = c$  and  $x = a$ , where  $c$  and  $a$  are real numbers.

**EXAMPLE 1**

- a) Graph  $y = 4$ .
- b) Decide whether the graph represents a function.

**Solution**

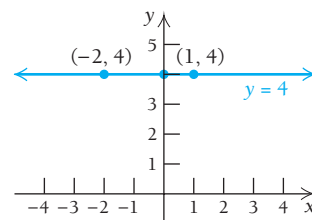
- a) The graph consists of all ordered pairs whose second coordinate is 4. To see how a pair such as  $(-2, 4)$  could be a solution of  $y = 4$ , we can consider the equation above in the form

$$y = 0x + 4.$$

Then  $(-2, 4)$  is a solution because

$$0(-2) + 4 = 4$$

is true.



- b) The vertical-line test holds. Thus, the graph represents a function.

**OBJECTIVES**

- Graph equations of the types  $y = f(x) = c$  and  $x = a$ .
- Graph linear functions.
- Find an equation of a line when given its slope and one point on the line and when given two points on the line.
- Solve applied problems involving slope and linear functions.

**EXAMPLE 2**

- a) Graph  $x = -3$ .
- b) Decide whether the graph represents a function.

**Solution**

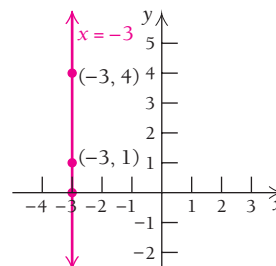
- a) The graph consists of all ordered pairs whose first coordinate is  $-3$ . To see how a pair such as  $(-3, 4)$  could be a solution of  $x = -3$ , we can consider the equation in the form

$$x + 0y = -3.$$

Then  $(-3, 4)$  is a solution because

$$(-3) + 0(4) = -3$$

is true.



- b) This graph does not represent a function because it fails the vertical-line test. The line itself meets the graph more than once—in fact, infinitely many times.

**Quick Check 1**

Graph each equation:

- a)  $x = 4$ ;
- b)  $y = -3$ .

**Quick Check 1**

In general, we have the following.

**THEOREM 3**

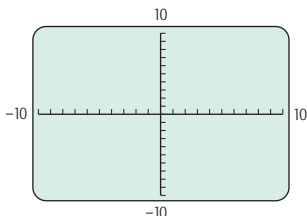
The graph of  $y = c$ , or  $f(x) = c$ , a horizontal line, is the graph of a function. Such a function is referred to as a **constant function**. The graph of  $x = a$  is a vertical line, and  $x = a$  is not a function.

**TECHNOLOGY CONNECTION**

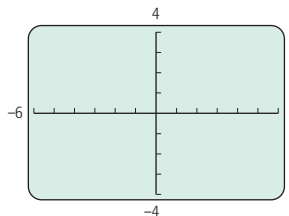
**Visualizing Slope**

**Exploratory: Squaring a Viewing Window**

The standard  $[-10, 10, -10, 10]$  viewing window shown below is not scaled identically on both axes. Note that the intervals on the y-axis are about two-thirds the length of those on the x-axis.



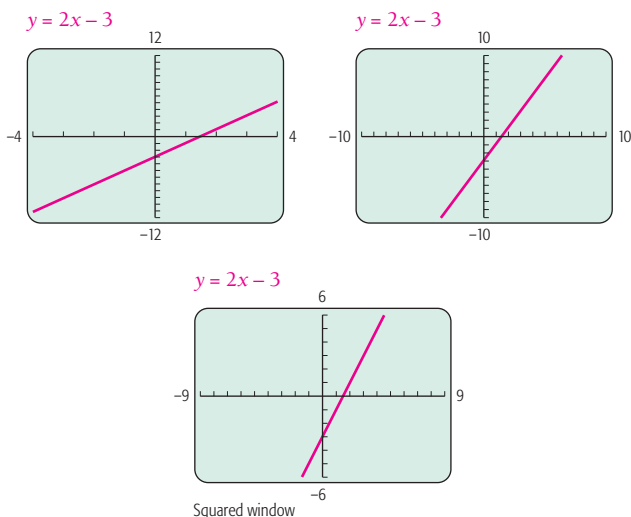
If we change the dimensions of the window to  $[-6, 6, -4, 4]$ , we get a graph for which the units are visually about the same on both axes.



Creating such a window is called **squaring the window**. On many calculators, this is accomplished automatically by selecting the ZSquare option of the ZOOM menu.

(continued)

Each of the following is a graph of  $y = 2x - 3$ , but with different viewing windows. When the window is square, as shown in the last graph, we get the most accurate representation of the slope of the line.



## EXERCISES

Use a squared viewing window for each of these exercises.

- Graph  $y = x + 1$ ,  $y = 2x + 1$ ,  $y = 3x + 1$ , and  $y = 10x + 1$ . What do you think the graph of  $y = 247x + 1$  will look like?
- Graph  $y = x$ ,  $y = \frac{7}{8}x$ ,  $y = 0.47x$ , and  $y = \frac{2}{31}x$ . What do you think the graph of  $y = 0.000018x$  will look like?
- Graph  $y = -x$ ,  $y = -2x$ ,  $y = -5x$ , and  $y = -10x$ . What do you think the graph of  $y = -247x$  will look like?
- Graph  $y = -x - 1$ ,  $y = -\frac{3}{4}x - 1$ ,  $y = -0.38x - 1$ , and  $y = -\frac{5}{32}x - 1$ . What do you think the graph of  $y = -0.000043x - 1$  will look like?

## The Equation $y = mx$

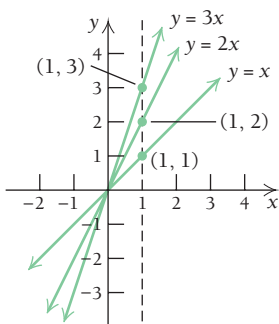
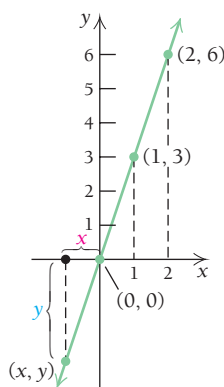
Consider the following table of numbers and look for a pattern.

$x$	1	-1	$-\frac{1}{2}$	2	-2	3	-7	5
$y$	3	-3	$-\frac{3}{2}$	6	-6	9	-21	15

Note that the ratio of the  $y$ -value to the  $x$ -value is 3. That is,

$$\frac{y}{x} = 3, \text{ or } y = 3x.$$

Ordered pairs from the table can be used to graph the equation  $y = 3x$  (see the figure at the left). Note that this is a function.



### THEOREM 4

The graph of the function given by

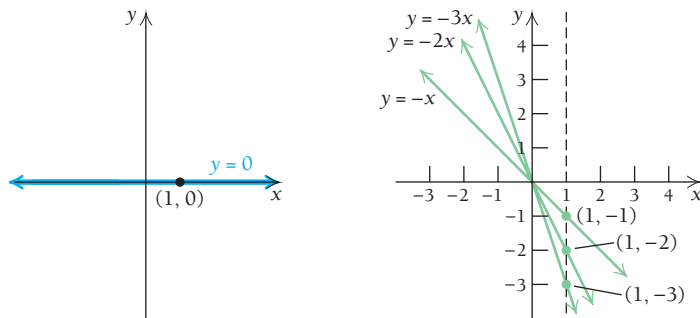
$$y = mx \quad \text{or} \quad f(x) = mx$$

is the straight line through the origin  $(0, 0)$  and the point  $(1, m)$ . The constant  $m$  is called the **slope** of the line.

Various graphs of  $y = mx$  for positive values of  $m$  are shown to the left. Note that such graphs slant up from left to right. A line with large positive slope rises faster than a line with smaller positive slope.



When  $m = 0$ ,  $y = 0x$ , or  $y = 0$ . On the left below is a graph of  $y = 0$ . Note that this is both the  $x$ -axis and a horizontal line.



The rows of flowers form lines of equal slope.

**Quick Check 2**

Graph each equation:

a)  $y = \frac{1}{2}x$ ;

b)  $y = -\frac{1}{2}x$ .

Graphs of  $y = mx$  for negative values of  $m$  are shown on the right above. Note that such graphs slant down from left to right.

**Quick Check 2**

### Direct Variation

There are many applications involving equations like  $y = mx$ , where  $m$  is some positive number. In such situations, we say that we have **direct variation**, and  $m$  (the slope) is called the **variation constant**, or **constant of proportionality**. Generally, only positive values of  $x$  and  $y$  are considered.

#### DEFINITION

The variable  $y$  **varies directly** as  $x$  if there is some positive constant  $m$  such that  $y = mx$ . We also say that  $y$  is **directly proportional** to  $x$ .

**EXAMPLE 3** Life Science: Weight on Earth and the Moon. The weight  $M$ , in pounds, of an object on the moon is directly proportional to the weight  $E$  of that object on Earth. An astronaut who weighs 180 lb on Earth will weigh 28.8 lb on the moon.

- a) Find an equation of variation.
- b) An astronaut weighs 120 lb on Earth. How much will the astronaut weigh on the moon?

TECHNOLOGY CONNECTION Exploring  $b$ 

Let's explore the effect of  $b$  when graphing  $y = mx + b$ .

## EXERCISES

- Graph  $y_1 = x$ . Then, using the same viewing window, compare the graphs of  $y_2 = x + 3$  and  $y_3 = x - 4$ . Next, without drawing them, describe how the graphs of  $y = x$  and  $y = x - 5$  compare.
- Use the TABLE feature to compare the values of  $y_1$ ,  $y_2$ , and  $y_3$  when  $x = 0$ . Then scroll through other values and describe a pattern.

## Solution

- a) The equation has the form  $M = mE$ . To find  $m$ , we substitute:

$$\begin{aligned} M &= mE \\ 28.8 &= m \cdot 180 \\ \frac{28.8}{180} &= m \\ 0.16 &= m. \end{aligned}$$

Thus,  $M = 0.16E$  is the equation of variation.

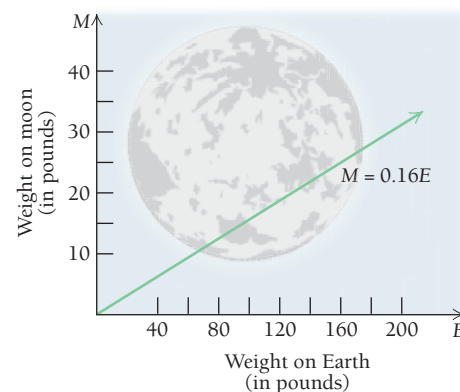
- b) To find the weight on the moon of an astronaut who weighs 120 lb on Earth, we substitute 120 for  $E$  in the equation of variation,

$$M = 0.16 \cdot 120, \quad \text{Substituting 120 for } E$$

and get

$$M = 19.2.$$

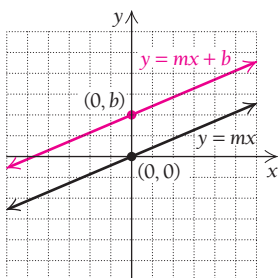
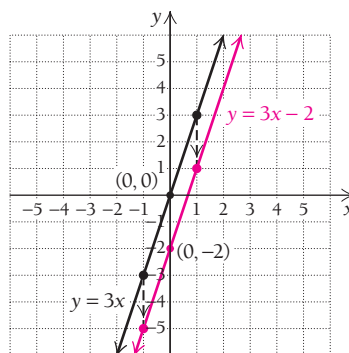
Thus, an astronaut who weighs 120 lb on Earth weighs 19.2 lb on the moon.

The Equation  $y = mx + b$ 

Compare the graphs of the equations

$$y = 3x \quad \text{and} \quad y = 3x - 2$$

(see the following figure). Note that the graph of  $y = 3x - 2$  is a shift 2 units down of the graph of  $y = 3x$ , and that  $y = 3x - 2$  has  $y$ -intercept  $(0, -2)$ . Both graphs represent functions.



## DEFINITION

A linear function is given by

$$y = mx + b \quad \text{or} \quad f(x) = mx + b$$

and has a graph that is the straight line parallel to the graph of  $y = mx$  and crossing the  $y$ -axis at  $(0, b)$ . The point  $(0, b)$  is called the  **$y$ -intercept**. (See the figure at the left.)

As before, the constant  $m$  is the slope of the line. When  $m = 0$ ,  $y = 0x + b = b$ , and we have a constant function (see Theorem 3 at the beginning of this section). The graph of such a function is a horizontal line.

## The Slope–Intercept Equation

Every nonvertical line  $l$  is uniquely determined by its slope  $m$  and its  $y$ -intercept  $(0, b)$ . In other words, the slope describes the “slant” of the line, and the  $y$ -intercept locates the point at which the line crosses the  $y$ -axis. Thus, we have the following definition.

### DEFINITION

$y = mx + b$  is called the **slope–intercept equation** of a line.

■ **EXAMPLE 4** Find the slope and the  $y$ -intercept of the graph of  $2x - 4y - 7 = 0$ .

**Solution** We solve for  $y$ :

$$2x - 4y - 7 = 0$$

$$4y = 2x - 7 \quad \text{Adding } 4y \text{ to both sides}$$

$$y = \frac{2}{4}x - \frac{7}{4} \quad \text{Dividing both sides by 4}$$

$$\text{Slope: } \frac{1}{2} \quad \text{y-intercept: } \left(0, -\frac{7}{4}\right)$$

### Quick Check 3

Find the slope and the  $y$ -intercept of the graph of  $3x - 6y - 7 = 0$ .

◀ Quick Check 3

## The Point–Slope Equation

Suppose that we know the slope of a line and some point on the line other than the  $y$ -intercept. We can still find an equation of the line.

■ **EXAMPLE 5** Find an equation of the line with slope 3 containing the point  $(-1, -5)$ .

**Solution** The slope is given as  $m = 3$ . From the slope–intercept equation, we have

$$y = 3x + b, \tag{1}$$

so we must determine  $b$ . Since  $(-1, -5)$  is on the line, we substitute  $-5$  for  $y$  and  $-1$  for  $x$ :

$$-5 = 3(-1) + b$$

$$-5 = -3 + b,$$

so  $-2 = b$

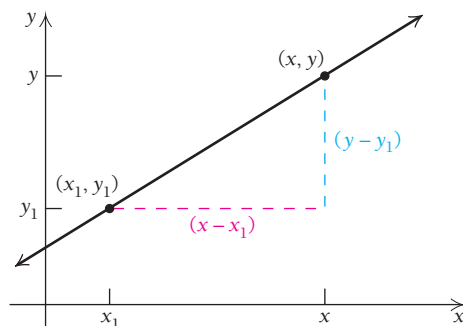
Then, replacing  $b$  in equation (1) with  $-2$ , we get  $y = 3x - 2$ .

More generally, if a point  $(x_1, y_1)$  is on the line given by

$$y = mx + b, \tag{2}$$

it must follow that

$$y_1 = mx_1 + b. \tag{3}$$



Subtracting the left and right sides of equation (3) from the left and right sides, respectively, of equation (2), we have

$$\begin{aligned}
 y - y_1 &= (mx + b) - (mx_1 + b) \\
 &= mx + b - mx_1 - b && \text{Multiplying by } -1 \\
 &= mx - mx_1 && \text{Combining like terms} \\
 &= m(x - x_1). && \text{Factoring}
 \end{aligned}$$

### DEFINITION

$y - y_1 = m(x - x_1)$  is called the **point–slope equation** of a line. The point is  $(x_1, y_1)$ , and the slope is  $m$ .

This definition allows us to write an equation of a line given its slope and the coordinates of *any* point on the line.

■ **EXAMPLE 6** Find an equation of the line with slope  $\frac{2}{3}$  containing the point  $(-1, -5)$ .

**Solution** Substituting in

$$y - y_1 = m(x - x_1),$$

we get

$$\begin{aligned}
 y - (-5) &= \frac{2}{3}[x - (-1)] \\
 y + 5 &= \frac{2}{3}(x + 1) \\
 y + 5 &= \frac{2}{3}x + \frac{2}{3} && \text{Multiplying by } \frac{2}{3} \\
 y &= \frac{2}{3}x + \frac{2}{3} - 5 && \text{Subtracting 5} \\
 y &= \frac{2}{3}x + \frac{2}{3} - \frac{15}{3} \\
 y &= \frac{2}{3}x - \frac{13}{3}. && \text{Combining like terms}
 \end{aligned}$$

#### Quick Check 4

Find the equation of the line with slope  $-\frac{2}{3}$  containing the point  $(-3, 6)$ .

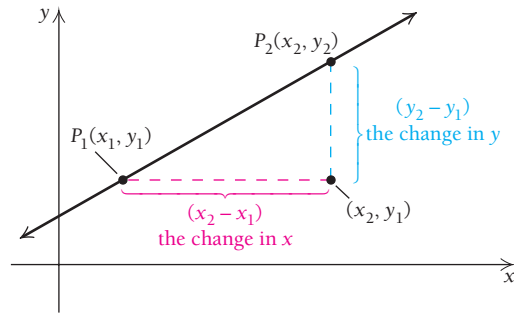
#### Quick Check 4



Which lines have the same slope?

## Computing Slope

We now determine a method of computing the slope of a line when we know the coordinates of two of its points. Suppose that  $(x_1, y_1)$  and  $(x_2, y_2)$  are the coordinates of two different points,  $P_1$  and  $P_2$ , respectively, on a line that is not vertical. Consider a right triangle with legs parallel to the axes, as shown in the following figure.



Note that the change in  $y$  is  $y_2 - y_1$  and the change in  $x$  is  $x_2 - x_1$ . The ratio of these changes is the slope. To see this, consider the point–slope equation,

$$y - y_1 = m(x - x_1).$$

Since  $(x_2, y_2)$  is on the line, it must follow that

$$y_2 - y_1 = m(x_2 - x_1). \quad \text{Substituting}$$

Since the line is not vertical, the two  $x$ -coordinates must be different; thus,  $x_2 - x_1$  is nonzero, and we can divide by it to get the following theorem.

### THEOREM 5

The slope of a line containing points  $(x_1, y_1)$  and  $(x_2, y_2)$  is

$$m = \frac{y_2 - y_1}{x_2 - x_1} = \frac{\text{change in } y}{\text{change in } x}.$$

■ **EXAMPLE 7** Find the slope of the line containing the points  $(-2, 6)$  and  $(-4, 9)$ .

**Solution** We have

$$\begin{aligned} m &= \frac{y_2 - y_1}{x_2 - x_1} = \frac{6 - 9}{-2 - (-4)} && \text{We treated } (-2, 6) \text{ as } P_2 \text{ and } (-4, 9) \text{ as } P_1. \\ &= \frac{-3}{2} = -\frac{3}{2}. \end{aligned}$$

Note that it does not matter which point is taken first, so long as we subtract the coordinates in the same order. In this example, we can also find  $m$  as follows:

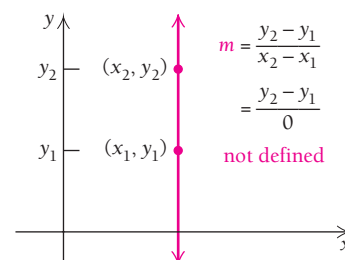
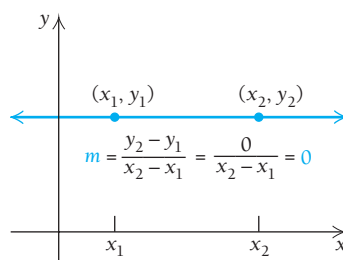
$$m = \frac{9 - 6}{-4 - (-2)} = \frac{3}{-2} = -\frac{3}{2}. \quad \text{Here, } (-4, 9) \text{ serves as } P_2, \text{ and } (-2, 6) \text{ serves as } P_1.$$

#### Quick Check 5

Find the slope of the line containing the points  $(2, 3)$  and  $(1, -4)$ .

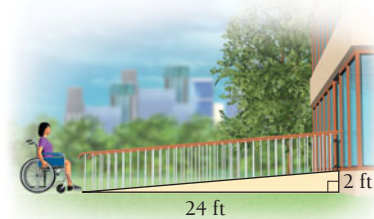

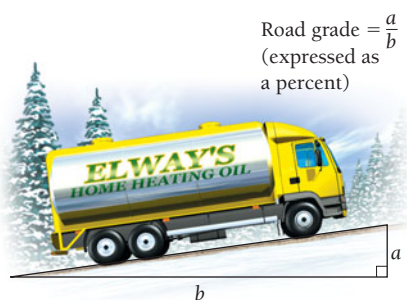
#### Quick Check 5

If a line is horizontal, the change in  $y$  for any two points is 0. Thus, a horizontal line has slope 0. If a line is vertical, the change in  $x$  for any two points is 0. Thus, the slope is *not defined* because we cannot divide by 0. A vertical line has undefined slope. Thus, “0 slope” and “undefined slope” are two very different concepts.






## Applications of Slope

Slope has many real-world applications. For example, numbers like 2%, 3%, and 6% are often used to represent the *grade* of a road, a measure of how steep a road on a hill is. A 3% grade ( $3\% = \frac{3}{100}$ ) means that for every horizontal distance of 100 ft, the road rises 3 ft. In architecture, the *pitch* of a roof is a measure of how steeply it is angled—a steep pitch sheds more snow than a shallow pitch. Wheelchair-ramp design also involves slope: Building codes rarely allow the steepness of a wheelchair ramp to exceed  $\frac{1}{12}$ .



Ski trail difficulty ratings, or *gradients*, are yet another application of slope. The following table presents examples.

Ski Trail Difficulty Ratings in North America

Trail Rating	Symbol	Level of Difficulty	Description
Green Circle		Easiest	A Green Circle trail is the easiest. These trails are generally wide and groomed, typically with slope gradients ranging from 6% to 25% (a 100% slope is a $45^\circ$ angle).
Blue Square		Intermediate	A Blue Square trail is of intermediate difficulty. These trails have gradients ranging from 25% to 40%. They are usually groomed and are usually among the most heavily used.
Black Diamond		Difficult	Black Diamond trails tend to be steep (typically 40% and up), may or may not be groomed, and are among the most difficult.

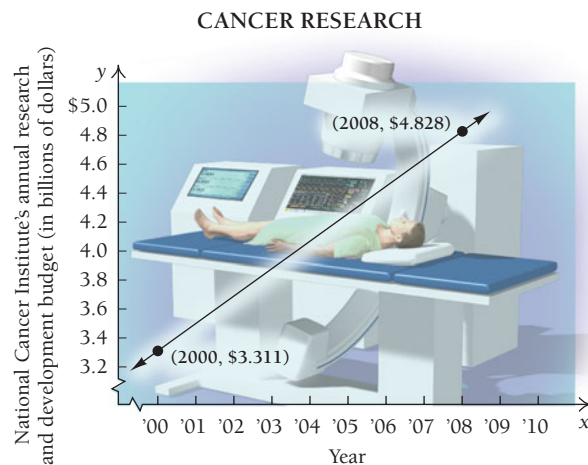
There are even more difficult ski trails. The rating of a trail is done at the discretion of the ski resort operators. There are a number of iPod and iPhone apps that skiers can use to estimate difficulty ratings. To estimate a gradient, hold your arm parallel to the ground out from your side—that is a 0% gradient. Hold it at a 45° angle—that is a 100% gradient. A 22.5° angle is a 41% gradient. And, surprisingly, an angle of only 3.5° constitutes a 6% gradient. What do you think the slope is of the steep road at the top of the mountain in the photo?



Frenchman Mountain near Las Vegas, Nevada.

Slope can also be considered as an average rate of change.

**EXAMPLE 8** Life Science: Amount Spent on Cancer Research. The amount spent on cancer research has increased steadily over the years and is approximated in the following graph. Find the average rate of change of the amount spent on research.



(Source: National Cancer Institute.)

**Solution** First, we determine the coordinates of two points on the graph. In this case, they are given as (2000, \$3.311) and (2008, \$4.828). Then we compute the slope, or rate of change, as follows:

$$\begin{aligned} \text{Slope} &= \text{average rate of change} = \frac{\text{change in } y}{\text{change in } x} \\ &= \frac{\$4.828 - \$3.311}{2008 - 2000} = \frac{1.517}{8} \approx \$0.1896 \text{ billion/yr.} \end{aligned}$$

## Applications of Linear Functions

Many applications are modeled by linear functions.

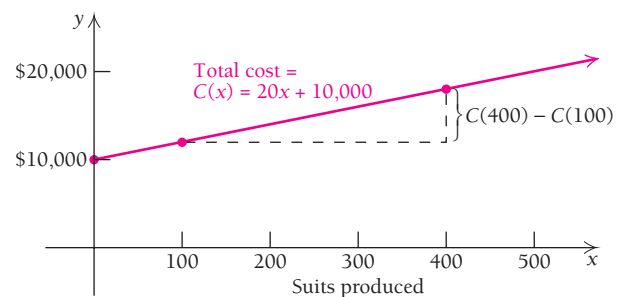
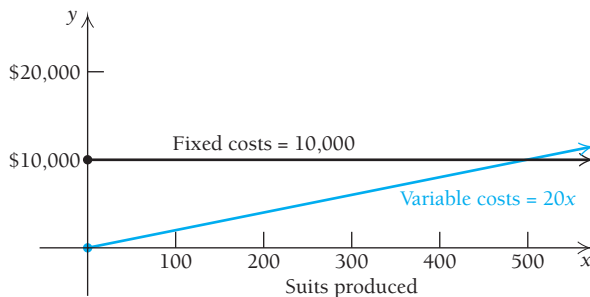
**EXAMPLE 9 Business: Total Cost.** Raggs, Ltd., a clothing firm, has fixed costs of \$10,000 per year. These costs, such as rent, maintenance, and so on, must be paid no matter how much the company produces. To produce  $x$  units of a certain kind of suit, it costs \$20 per suit (unit) in addition to the fixed costs. That is, the **variable costs** for producing  $x$  of these suits are  $20x$  dollars. These costs are due to the amount produced and stem from items such as material, wages, fuel, and so on. The **total cost**  $C(x)$  of producing  $x$  suits in a year is given by a function  $C$ :

$$C(x) = (\text{Variable costs}) + (\text{Fixed costs}) = 20x + 10,000.$$

- Graph the variable-cost, the fixed-cost, and the total-cost functions.
- What is the total cost of producing 100 suits? 400 suits?

### Solution

- The variable-cost and fixed-cost functions appear in the graph on the left below. The total-cost function is shown in the graph on the right. From a practical standpoint, the domains of these functions are nonnegative integers 0, 1, 2, 3, and so on, since it does not make sense to make either a negative number or a fractional number of suits. It is common practice to draw the graphs as though the domains were the entire set of nonnegative real numbers.



- The total cost of producing 100 suits is

$$C(100) = 20 \cdot 100 + 10,000 = \$12,000.$$

The total cost of producing 400 suits is

$$\begin{aligned} C(400) &= 20 \cdot 400 + 10,000 \\ &= \$18,000. \end{aligned}$$

**EXAMPLE 10 Business: Profit-and-Loss Analysis.** When a business sells an item, it receives the *price* paid by the consumer (this is normally greater than the *cost* to the business of producing the item).

- The **total revenue** that a business receives is the product of the number of items sold and the price paid per item. Thus, if Raggs, Ltd., sells  $x$  suits at \$80 per suit, the total revenue  $R(x)$ , in dollars, is given by

$$R(x) = \text{Unit price} \cdot \text{Quantity sold} = 80x.$$

If  $C(x) = 20x + 10,000$  (see Example 9), graph  $R$  and  $C$  using the same set of axes.

- The **total profit** that a business receives is the amount left after all costs have been subtracted from the total revenue. Thus, if  $P(x)$  represents the total profit when  $x$  items are produced and sold, we have

$$P(x) = (\text{Total revenue}) - (\text{Total costs}) = R(x) - C(x).$$

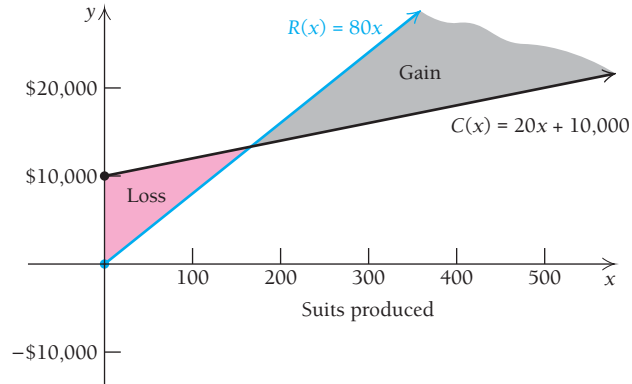


Determine  $P(x)$  and draw its graph using the same set of axes as was used for the graph in part (a).

- c) The company will *break even* at that value of  $x$  for which  $P(x) = 0$  (that is, no profit and no loss). This is the point at which  $R(x) = C(x)$ . Find the **break-even value** of  $x$ .

**Solution**

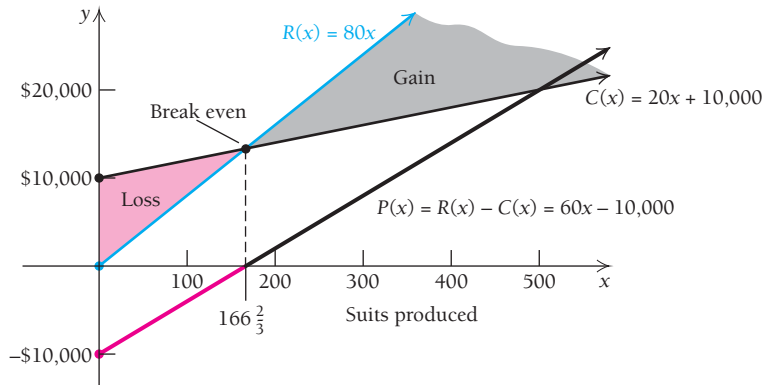
- a) The graphs of  $R(x) = 80x$  and  $C(x) = 20x + 10,000$  are shown below. When  $C(x)$  is above  $R(x)$ , a loss will occur. This is shown by the region shaded red. When  $R(x)$  is above  $C(x)$ , a gain will occur. This is shown by the region shaded gray.



- b) To find  $P$ , the profit function, we have

$$P(x) = R(x) - C(x) = 80x - (20x + 10,000) = 60x - 10,000.$$

The graph of  $P(x)$  is shown by the heavy line. The red portion of the line shows a “negative” profit, or loss. The black portion of the heavy line shows a “positive” profit, or gain.



- c) To find the break-even value, we solve  $R(x) = C(x)$ :

$$\begin{aligned} R(x) &= C(x) \\ 80x &= 20x + 10,000 \\ 60x &= 10,000 \\ x &= 166 \frac{2}{3}. \end{aligned}$$

How do we interpret the fractional answer, since it is not possible to produce  $\frac{2}{3}$  of a suit? We simply round up to 167. Estimates of break-even values are usually sufficient since companies want to operate well away from break-even values in order to maximize profit.

**Quick Check 6**

**Business.** Suppose that in Examples 9 and 10 fixed costs are increased to \$20,000. Find:

- a) the total-cost, total-revenue, and total-profit functions;
- b) the break-even value.

**Quick Check 6**

## Section Summary

- Graphs of functions that are straight lines (*linear functions*) are characterized by an equation of the type

$f(x) = mx + b$ , where  $m$  is the slope and  $(0, b)$  is the *y-intercept*, the point at which the graph crosses the *y-axis*.

### EXERCISE SET R.4

*Graph.*

- |               |               |
|---------------|---------------|
| 1. $x = 3$    | 2. $x = 5$    |
| 3. $y = -2$   | 4. $y = -4$   |
| 5. $x = -4.5$ | 6. $x = -1.5$ |
| 7. $y = 3.75$ | 8. $y = 2.25$ |

*Graph. List the slope and y-intercept.*

- |                     |                      |
|---------------------|----------------------|
| 9. $y = -2x$        | 10. $y = -3x$        |
| 11. $f(x) = 0.5x$   | 12. $f(x) = -0.5x$   |
| 13. $y = 3x - 4$    | 14. $y = 2x - 5$     |
| 15. $g(x) = -x + 3$ | 16. $g(x) = x - 2.5$ |
| 17. $y = 7$         | 18. $y = -5$         |

*Find the slope and y-intercept.*

- |                       |                       |
|-----------------------|-----------------------|
| 19. $y - 3x = 6$      | 20. $y - 4x = 1$      |
| 21. $2x + y - 3 = 0$  | 22. $2x - y + 3 = 0$  |
| 23. $2x + 2y + 8 = 0$ | 24. $3x - 3y + 6 = 0$ |
| 25. $x = 3y + 7$      | 26. $x = -4y + 3$     |


*Find an equation of the line:*

- with  $m = -5$ , containing  $(-2, -3)$ .
- with  $m = 7$ , containing  $(1, 7)$ .
- with  $m = -2$ , containing  $(2, 3)$ .
- with  $m = -3$ , containing  $(5, -2)$ .
- with slope 2, containing  $(3, 0)$ .
- with slope  $-5$ , containing  $(5, 0)$ .
- with *y-intercept*  $(0, -6)$  and slope  $\frac{1}{2}$ .
- with *y-intercept*  $(0, 7)$  and slope  $\frac{4}{3}$ .
- with slope 0, containing  $(2, 3)$ .
- with slope 0, containing  $(4, 8)$ .

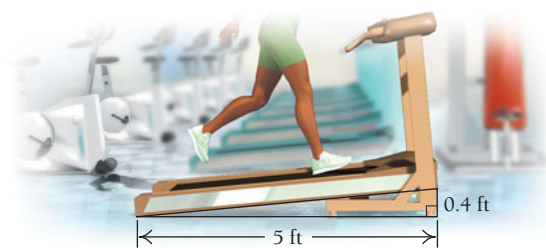
*Find the slope of the line containing the given pair of points. If a slope is undefined, state that fact.*

- |                             |                            |
|-----------------------------|----------------------------|
| 37. $(5, -3)$ and $(-2, 1)$ | 38. $(-2, 1)$ and $(6, 3)$ |
|-----------------------------|----------------------------|


- |  |   |
|--|---|
| 39. $(2, -3)$ and $(-1, -4)$                             | 40. $(-3, -5)$ and $(1, -6)$  |
| 41. $(3, -7)$ and $(3, -9)$                              | 42. $(-4, 2)$ and $(-4, 10)$  |
| 43. $(\frac{4}{5}, -3)$ and $(\frac{1}{2}, \frac{2}{5})$ | 44. $(-\frac{3}{16}, -\frac{1}{2})$ and $(\frac{5}{8}, -\frac{3}{4})$ |
| 45. $(2, 3)$ and $(-1, 3)$                               | 46. $(-6, \frac{1}{2})$ and $(-7, \frac{1}{2})$                       |
| 47. $(x, 3x)$ and $(x + h, 3(x + h))$                    |   |
| 48. $(x, 4x)$ and $(x + h, 4(x + h))$                    |   |
| 49. $(x, 2x + 3)$ and $(x + h, 2(x + h) + 3)$            |   |
| 50. $(x, 3x - 1)$ and $(x + h, 3(x + h) - 1)$            |   |
- 51–60. Find an equation of the line containing the pair of points in each of Exercises 37–46.
61. Find the slope of the skateboard ramp.



62. Find the slope (or grade) of the treadmill.



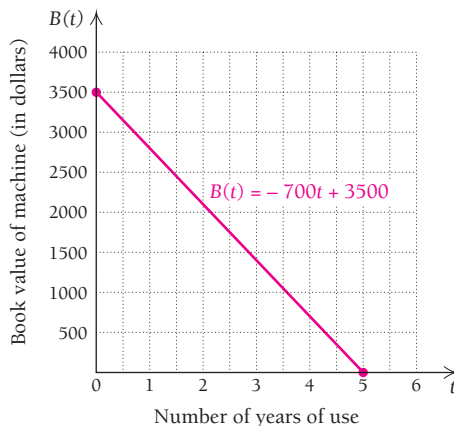
63. Find the slope (or head) of the river. Express the answer as a percentage.



## APPLICATIONS

## Business and Economics

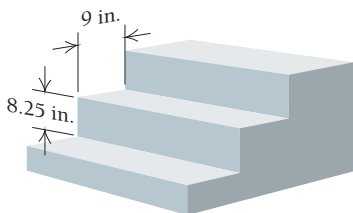
- 64. Highway tolls.** It has been suggested that since heavier vehicles are responsible for more of the wear and tear on highways, drivers should pay tolls in direct proportion to the weight of their vehicles. Suppose that a Toyota Camry weighing 3350 lb was charged \$2.70 for traveling an 80-mile stretch of highway.
- Find an equation of variation that expresses the amount of the toll  $T$  as a function of the vehicle's weight  $w$ .
  - What would the toll be if a 3700-lb Jeep Cherokee drove the same stretch of highway?
- 65. Inkjet cartridges.** A registrar's office finds that the number of inkjet cartridges,  $I$ , required each year for its copiers and printers varies directly with the number of students enrolled,  $s$ .
- Find an equation of variation that expresses  $I$  as a function of  $s$ , if the office requires 16 cartridges when 2800 students enroll.
  - How many cartridges would be required if 3100 students enrolled?
- 66. Profit-and-loss analysis.** Boxowitz, Inc., a computer firm, is planning to sell a new graphing calculator. For the first year, the fixed costs for setting up the new production line are \$100,000. The variable costs for producing each calculator are estimated at \$20. The sales department projects that 150,000 calculators can be sold during the first year at a price of \$45 each.
- Find and graph  $C(x)$ , the total cost of producing  $x$  calculators.
  - Using the same axes as in part (a), find and graph  $R(x)$ , the total revenue from the sale of  $x$  calculators.
  - Using the same axes as in part (a), find and graph  $P(x)$ , the total profit from the production and sale of  $x$  calculators.
  - What profit or loss will the firm realize if the expected sale of 150,000 calculators occurs?
  - How many calculators must the firm sell in order to break even?
- 67. Profit-and-loss analysis.** Red Tide is planning a new line of skis. For the first year, the fixed costs for setting up production are \$45,000. The variable costs for producing each pair of skis are estimated at \$80, and the selling price will be \$255 per pair. It is projected that 3000 pairs will sell the first year.
- Find and graph  $C(x)$ , the total cost of producing  $x$  pairs of skis.
  - Find and graph  $R(x)$ , the total revenue from the sale of  $x$  pairs of skis. Use the same axes as in part (a).
  - Using the same axes as in part (a), find and graph  $P(x)$ , the total profit from the production and sale of  $x$  pairs of skis.
  - What profit or loss will the company realize if the expected sale of 3000 pairs occurs?
  - How many pairs must the company sell in order to break even?
- 68. Straight-line depreciation.** Quick Copy buys an office machine for \$5200 on January 1 of a given year. The machine is expected to last for 8 yr, at the end of which time its *salvage value* will be \$1100. If the company figures the decline in value to be the same each year, then the *book value*,  $V(t)$ , after  $t$  years,  $0 \leq t \leq 8$ , is given by
- $$V(t) = C - t\left(\frac{C - S}{N}\right),$$
- where  $C$  is the original cost of the item,  $N$  is the number of years of expected life, and  $S$  is the salvage value.
- Find the linear function for the straight-line depreciation of the office machine.
  - Find the book value after 0 yr, 1 yr, 2 yr, 3 yr, 4 yr, 7 yr, and 8 yr.
- 69. Profit-and-loss analysis.** Jimmy decides to mow lawns to earn money. The initial cost of his lawnmower is \$250. Gasoline and maintenance costs are \$4 per lawn.
- Formulate a function  $C(x)$  for the total cost of mowing  $x$  lawns.
  - Jimmy determines that the total-profit function for the lawnmowing business is given by  $P(x) = 9x - 250$ . Find a function for the total revenue from mowing  $x$  lawns. How much does Jimmy charge per lawn?
  - How many lawns must Jimmy mow before he begins making a profit?
- 70. Straight-line depreciation.** (See Exercise 68.) A business tenant spends \$40 per square foot on improvements to a 25,000-ft<sup>2</sup> office space. Under IRS guidelines for straight-line depreciation, these improvements will depreciate completely—that is, have zero salvage value—after 39 yr. Find the depreciated value of the improvements after 10 yr.
- 71. Book value.** (See Exercise 68.) The Video Wizard buys a new computer system for \$60,000 and projects that its book value will be \$2000 after 5 yr. Using straight-line depreciation, find the book value after 3 yr.
- 72. Book value.** Tyline Electric uses the function  $B(t) = -700t + 3500$  to find the book value,  $B(t)$ , in dollars, of a photocopier  $t$  years after its purchase.



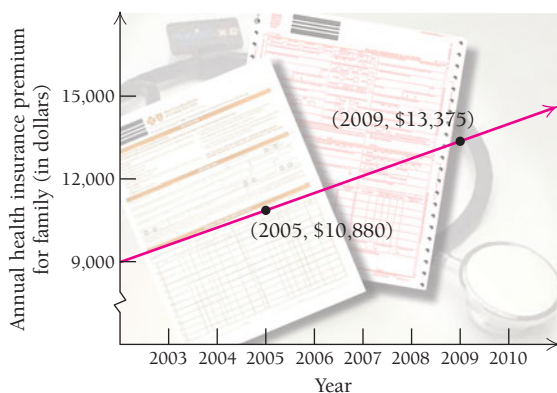
- What do the numbers  $-700$  and  $3500$  signify?
- How long will it take the copier to depreciate completely?
- What is the domain of  $B$ ? Explain.

**General Interest**

**73. Stair requirements.** A North Carolina state law requires that stairs have minimum treads of 9 in. and maximum risers of 8.25 in. (Source: North Carolina Office of the State Fire Marshal.) See the illustration below. According to this law, what is the maximum grade of stairs in North Carolina?

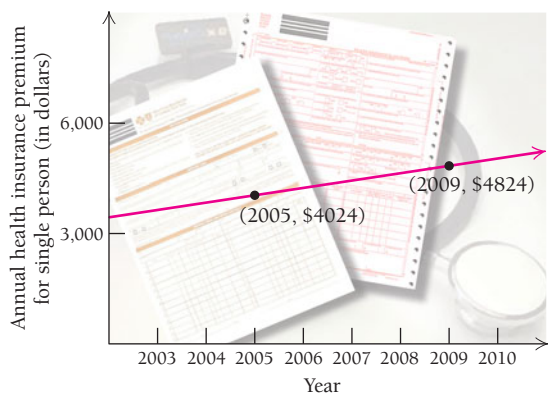


**74. Health insurance premiums.** Find the average rate of change in the annual premium for a family's health insurance.



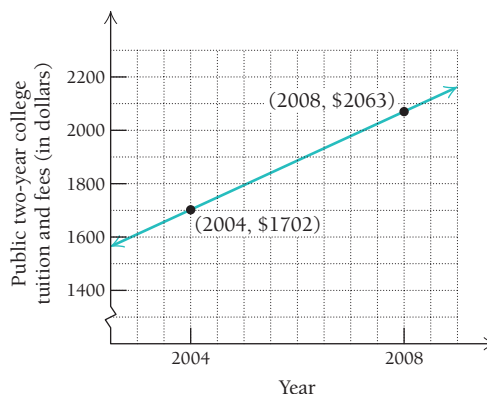
(Source: The Kaiser Family Foundation; Health Research and Education Trust.)

**75. Health insurance premiums.** Find the average rate of change in the annual premium for a single person.



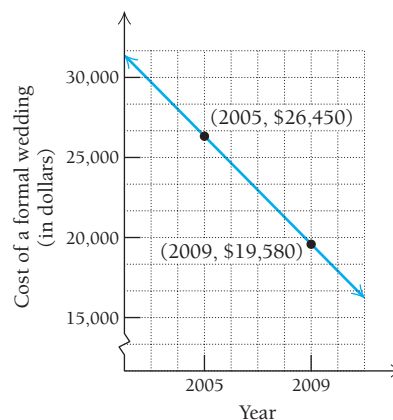
(Source: The Kaiser Family Foundation; Health Research and Education Trust.)

**76. Two-year college tuitions.** Find the average rate of change of the tuition and fees at public two-year colleges.



(Source: U.S. National Center for Education Statistics, Digest of Education Statistics, annual.)

**77. Wedding cost.** Find the average rate of change of the cost of a formal wedding.



(Source: The Fairchild Bridal Group.)

**78. Energy conservation.** The R-factor of home insulation is directly proportional to its thickness  $T$ .

- a) Find an equation of variation if  $R = 12.51$  when  $T = 3$  in.
- b) What is the R-factor for insulation that is 6 in. thick?

**79. Nerve impulse speed.** Impulses in nerve fibers travel at a speed of 293 ft/sec. The distance  $D$ , in feet, traveled in  $t$  sec is given by  $D = 293t$ . How long would it take an impulse to travel from the brain to the toes of a person who is 6 ft tall?

**80. Muscle weight.** The weight  $M$  of the muscles in a human is directly proportional to the person's body weight  $W$ .

- a) It is known that a person who weighs 200 lb has 80 lb of muscles. Find an equation of variation expressing  $M$  as a function of  $W$ .
- b) Express the variation constant as a percent, and interpret the resulting equation.
- c) What is the muscle weight of a person who weighs 120 lb?



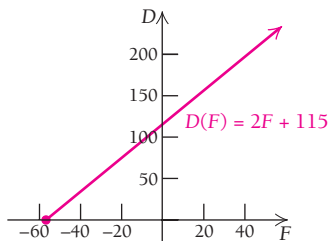
Muscle weight is directly proportional to body weight.

- 81. **Brain weight.** The weight  $B$  of a human's brain is directly proportional to a person's body weight  $W$ .
  - a) It is known that a person who weighs 120 lb has a brain that weighs 3 lb. Find an equation of variation expressing  $B$  as a function of  $W$ .
  - b) Express the variation constant as a percent and interpret the resulting equation.
  - c) What is the weight of the brain of a person who weighs 160 lb?

- 82. **Stopping distance on glare ice.** The stopping distance (at some fixed speed) of regular tires on glare ice is given by a linear function of the air temperature  $F$ ,

$$D(F) = 2F + 115,$$

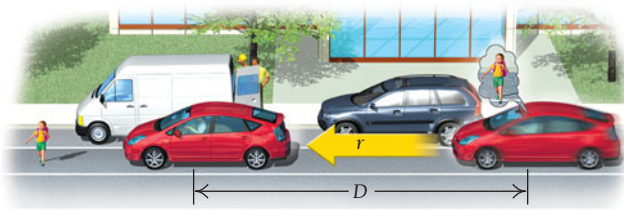
where  $D(F)$  is the stopping distance, in feet, when the air temperature is  $F$ , in degrees Fahrenheit.



- a) Find  $D(0^\circ)$ ,  $D(-20^\circ)$ ,  $D(10^\circ)$ , and  $D(32^\circ)$ .
  - b) Explain why the domain should be restricted to the interval  $[-57.5^\circ, 32^\circ]$ .
- 83. **Reaction time.** While driving a car, you see a child suddenly crossing the street. Your brain registers the emergency and sends a signal to your foot to hit the brake. The car travels a distance  $D$ , in feet, during this time, where  $D$  is a function of the speed  $r$ , in miles per hour, that the car is traveling when you see the child. That reaction distance is a linear function given by

$$D(r) = \frac{11r + 5}{10}.$$

- a) Find  $D(5)$ ,  $D(10)$ ,  $D(20)$ ,  $D(50)$ , and  $D(65)$ .
- b) Graph  $D(r)$ .
- c) What is the domain of the function? Explain.

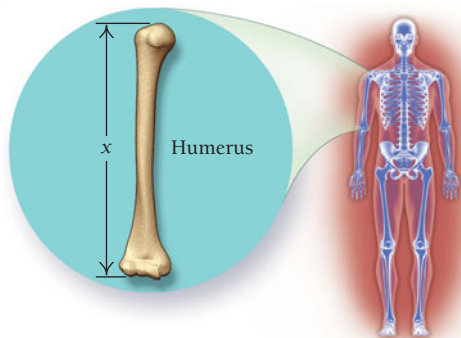


- 84. **Estimating heights.** An anthropologist can use certain linear functions to estimate the height of a male or female, given the length of certain bones. The *humerus* is the bone from the elbow to the shoulder. Let  $x$  = the length of the humerus, in centimeters. Then the height, in centimeters, of a male with a humerus of length  $x$  is given by

$$M(x) = 2.89x + 70.64.$$

The height, in centimeters, of a female with a humerus of length  $x$  is given by

$$F(x) = 2.75x + 71.48.$$



A 26-cm humerus was uncovered in some ruins.

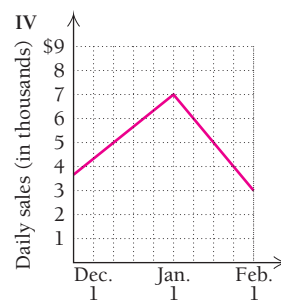
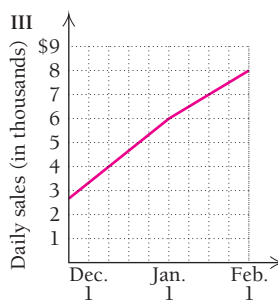
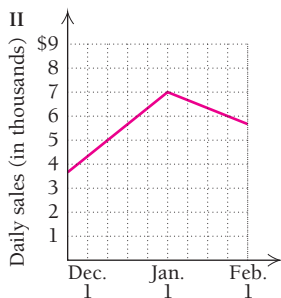
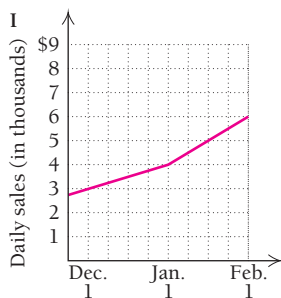
- a) If we assume it was from a male, how tall was he?
  - b) If we assume it was from a female, how tall was she?
- 85. **Percentage of young adults using the Internet.** In 2000, the percentage of 18- to 29-year-olds who used the Internet was 72%. In 2009, that percentage had risen to 92%.
    - a) Use the year as the  $x$ -coordinate and the percentage as the  $y$ -coordinate. Find the equation of the line that contains the data points.
    - b) Use the equation in part (a) to estimate the percentage of Internet users in 2010.
    - c) Use the equation in part (a) to estimate the year in which the percentage of Internet users will reach 100%.
    - d) Explain why a linear equation cannot be used for years after the year found in part(c).
- 86. **Manatee population.** In January 2001, 3300 manatees were counted in an aerial survey of Florida. In January 2005, 3143 manatees were counted. (Source: Florida Fish and Wildlife Conservation Commission.)
    - a) Using the year as the  $x$ -coordinate and the number of manatees as the  $y$ -coordinate, find an equation of the line that contains the two data points.

- b) Use the equation in part (a) to estimate the number of manatees counted in January 2010.
- c) The actual number counted in January 2010 was 5067. Does the equation found in part (a) give an accurate representation of the number of manatees counted each year?

87. **Urban population.** The population of Woodland is  $P$ . After a growth of 2%, its new population is  $N$ .
- a) Assuming that  $N$  is directly proportional to  $P$ , find an equation of variation.
  - b) Find  $N$  when  $P = 200,000$ .
  - c) Find  $P$  when  $N = 367,200$ .
88. **Median age of women at first marriage.** In general, people in our society are marrying at a later age. The median age,  $A(t)$ , of women at first marriage can be approximated by the linear function
- $$A(t) = 0.08t + 19.7,$$
- where  $t$  is the number of years after 1950. Thus,  $A(0)$  is the median age of women at first marriage in 1950,  $A(50)$  is the median age in 2000, and so on.
- a) Find  $A(0)$ ,  $A(1)$ ,  $A(10)$ ,  $A(30)$ , and  $A(50)$ .
  - b) What was the median age of women at first marriage in 2008?
  - c) Graph  $A(t)$ .

**SYNTHESIS**

- 89. Explain and compare the situations in which you would use the slope–intercept equation rather than the point–slope equation.
  - 90. Discuss and relate the concepts of fixed cost, total cost, total revenue, and total profit.
  - 91. **Business: daily sales.** Match each sentence below with the most appropriate of the following graphs (I, II, III, or IV).
- a) After January 1, daily sales continued to rise, but at a slower rate.
  - b) After January 1, sales decreased faster than they ever grew.
  - c) The rate of growth in daily sales doubled after January 1.
  - d) After January 1, daily sales decreased at half the rate that they grew in December.



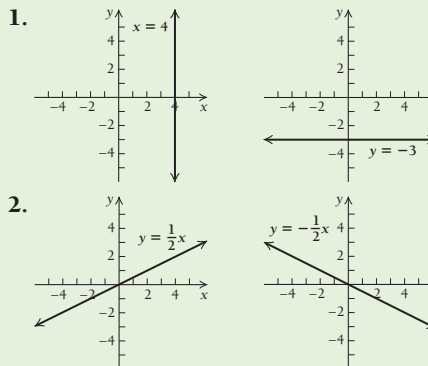
92. **Business: depreciation.** A large crane is being depreciated according to the model  $V(t) = 900 - 60t$ , where  $V(t)$  is measured in thousands of dollars and  $t$  is the number of years since 2005. If the crane is to be depreciated until its value is \$0, what is the domain of the depreciation model?

**TECHNOLOGY CONNECTION**



93. Graph some of the total-revenue, total-cost, and total-profit functions in this exercise set using the same set of axes. Identify regions of profit and loss.

**Answers to Quick Checks**



3.  $m = \frac{1}{2}$ , y-intercept:  $(0, -\frac{7}{6})$

4.  $y = -\frac{2}{3}x + 4$  5. 7

6. (a)  $C(x) = 20x + 20,000$ ;  $R(x) = 80x$ ;  
 $P(x) = R(x) - C(x) = 60x - 20,000$  (b) 333 suits

## R.5

## OBJECTIVES

- Graph functions and solve applied problems.
- Manipulate radical expressions and rational exponents.
- Determine the domain of a rational function and graph certain rational functions.
- Find the equilibrium point given a supply function and a demand function.

## Nonlinear Functions and Models

There are many functions that have graphs that are not lines. In this section, we study some of these **nonlinear functions** that we will frequently encounter throughout this course.

## Quadratic Functions

## DEFINITION

A **quadratic function**  $f$  is given by

$$f(x) = ax^2 + bx + c, \quad \text{where } a \neq 0.$$

We have already used quadratic functions—for example,  $f(x) = x^2$  and  $g(x) = x^2 - 1$ . We can create hand-drawn graphs of quadratic functions using the following information.

The graph of a quadratic function  $f(x) = ax^2 + bx + c$  is called a **parabola**.

- It is always a cup-shaped curve, like those in Examples 1 and 2 that follow.
- It opens upward if  $a > 0$  or opens downward if  $a < 0$ .
- It has a turning point, or **vertex**, whose first coordinate is

$$x = -\frac{b}{2a}.$$

- The vertical line  $x = -b/(2a)$  (not part of the graph) is the line of symmetry.

■ **EXAMPLE 1** Graph:  $f(x) = x^2 - 2x - 3$ .

**Solution** Note that for  $f(x) = 1x^2 - 2x - 3$ , we have  $a = 1$ ,  $b = -2$ , and  $c = -3$ . Since  $a > 0$ , the graph opens upward. Let's next find the vertex, or turning point. The  $x$ -coordinate of the vertex is

$$\begin{aligned} x &= -\frac{b}{2a} \\ &= -\frac{-2}{2(1)} = 1. \end{aligned}$$

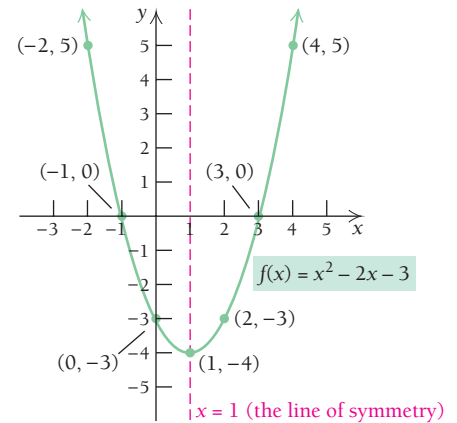
Substituting 1 for  $x$ , we find the second coordinate of the vertex,  $f(1)$ :

$$\begin{aligned} f(1) &= 1^2 - 2(1) - 3 \\ &= 1 - 2 - 3 \\ &= -4. \end{aligned}$$

The vertex is  $(1, -4)$ . The vertical line  $x = 1$  is the line of symmetry of the graph. We choose some  $x$ -values on each side of the vertex, compute  $y$ -values, plot the points, and graph the parabola.

x	f(x)
1	-4
0	-3
2	-3
3	0
4	5
-1	0
-2	5

← Vertex  
← y-intercept



**TECHNOLOGY CONNECTION**

**EXERCISES**

Using the procedure of Examples 1 and 2, graph each of the following by hand, using the TABLE feature to create an input-output table for each function. Then press **GRAPH** to check your sketch.

- $f(x) = x^2 - 6x + 4$
- $f(x) = -2x^2 + 4x + 1$

**EXAMPLE 2** Graph:  $f(x) = -2x^2 + 10x - 7$ .

**Solution** We first note that  $a = -2$ , and since  $a < 0$ , the graph will open downward. Let's next find the vertex, or turning point. The  $x$ -coordinate of the vertex is

$$\begin{aligned} x &= -\frac{b}{2a} \\ &= -\frac{10}{2(-2)} = \frac{5}{2}. \end{aligned}$$

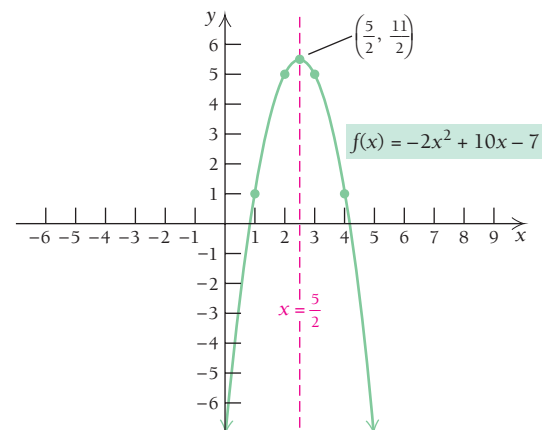
Substituting  $\frac{5}{2}$  for  $x$  in the equation, we find the second coordinate of the vertex:

$$\begin{aligned} y &= f\left(\frac{5}{2}\right) = -2\left(\frac{5}{2}\right)^2 + 10\left(\frac{5}{2}\right) - 7 \\ &= -2\left(\frac{25}{4}\right) + 25 - 7 \\ &= \frac{11}{2}. \end{aligned}$$

The vertex is  $\left(\frac{5}{2}, \frac{11}{2}\right)$ , and the line of symmetry is  $x = \frac{5}{2}$ . We choose some  $x$ -values on each side of the vertex, compute  $y$ -values, plot the points, and graph the parabola:

x	f(x)
$\frac{5}{2}$	$\frac{11}{2}$
0	-7
1	1
2	5
3	5
4	1
5	-7

← Vertex



**Quick Check 1**

Graph each function:

- $f(x) = x^2 + 2x - 3$ ;
- $f(x) = -2x^2 - 10x - 5$ .

**Quick Check 1**

First coordinates of points at which a quadratic function intersects the  $x$ -axis ( $x$ -intercepts), if they exist, can be found by solving the quadratic equation  $ax^2 + bx + c = 0$ . If real-number solutions exist, they can be found using the *quadratic formula*. See Appendix A at the end of the book for additional review of this important result.



**THEOREM 6** The Quadratic Formula

The solutions of any quadratic equation  $ax^2 + bx + c = 0$ ,  $a \neq 0$ , are given by

$$x = \frac{-b \pm \sqrt{b^2 - 4ac}}{2a}.$$

When solving a quadratic equation,  $ax^2 + bx + c = 0$ ,  $a \neq 0$ , first try to factor and use the Principle of Zero Products (see Appendix A). When factoring is not possible or seems difficult, use the quadratic formula. It will always give the solutions. When  $b^2 - 4ac < 0$ , there are no real-number solutions and thus no  $x$ -intercepts. There are solutions in an expanded number system called the *complex numbers*. In this text, we will work only with real numbers.

**EXAMPLE 3** Solve:  $3x^2 - 4x = 2$ .

**Solution** We first find the standard form  $ax^2 + bx + c = 0$ , and then determine  $a$ ,  $b$ , and  $c$ :

$$\begin{aligned} 3x^2 - 4x - 2 &= 0, \\ a &= 3, \quad b = -4, \quad c = -2. \end{aligned}$$

We then use the quadratic formula:

$$\begin{aligned} x &= \frac{-b \pm \sqrt{b^2 - 4ac}}{2a} \\ &= \frac{-(-4) \pm \sqrt{(-4)^2 - 4(3)(-2)}}{2 \cdot 3} && \text{Substituting} \\ &= \frac{4 \pm \sqrt{16 + 24}}{6} = \frac{4 \pm \sqrt{40}}{6} && \text{Simplifying} \\ &= \frac{4 \pm \sqrt{4 \cdot 10}}{6} = \frac{4 \pm 2\sqrt{10}}{6} \\ &= \frac{2(2 \pm \sqrt{10})}{2 \cdot 3} \\ &= \frac{2 \pm \sqrt{10}}{3}. \end{aligned}$$

The solutions are  $(2 + \sqrt{10})/3$  and  $(2 - \sqrt{10})/3$ , or approximately 1.721 and  $-0.387$ .

**Quick Check 2**

Solve:  $3x^2 + 2x = 7$ .

**Quick Check 2****Algebraic–Graphical Connection**

Let's make an algebraic–graphical connection between the solutions of a quadratic equation and the  $x$ -intercepts of a quadratic function.

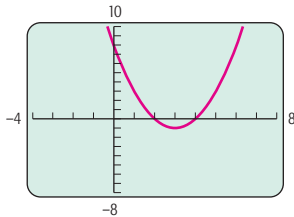
We just graphed equations of the form  $f(x) = ax^2 + bx + c$ ,  $a \neq 0$ . Let's look at the graph of  $f(x) = x^2 + 6x + 8$  and its  $x$ -intercepts, which follows.

TECHNOLOGY CONNECTION 

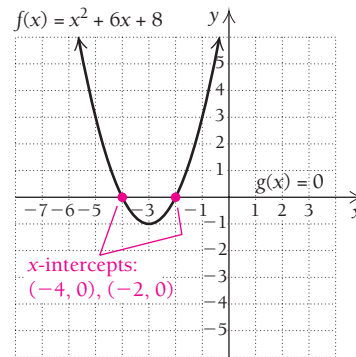
## EXERCISE

1. a) Below is the graph of  
 $f(x) = x^2 - 6x + 8$ .  
 Using *only* the graph,  
 find the solutions of  
 $x^2 - 6x + 8 = 0$ .

$$y = x^2 - 6x + 8$$



- b) Using only a graph,  
 find the solutions of  
 $x^2 + 3x - 10 = 0$ .
- c) Use the TABLE feature to  
 check your answers to  
 parts (a) and (b).
- d) Use a graph and a table to  
 check the solutions of  
 $x^2 + 6x + 8 = 0$ , solved  
 algebraically on the right.



The **x-intercepts**,  $(-4, 0)$  and  $(-2, 0)$ , are the points at which the graph crosses the  $x$ -axis. These pairs are also the points of intersection of the graphs of  $f(x) = x^2 + 6x + 8$  and  $g(x) = 0$  (the  $x$ -axis). The  $x$ -values,  $-4$  and  $-2$ , can be found by solving  $f(x) = g(x)$ :

$$\begin{aligned} x^2 + 6x + 8 &= 0 \\ (x + 4)(x + 2) &= 0 && \text{Factoring; there is no need for the quadratic formula here.} \\ x + 4 = 0 & \text{ or } x + 2 = 0 && \text{Principle of Zero Products} \\ x = -4 & \text{ or } x = -2. \end{aligned}$$

The solutions of  $x^2 + 6x + 8 = 0$  are  $-4$  and  $-2$ , which are the first coordinates of the  $x$ -intercepts,  $(-4, 0)$  and  $(-2, 0)$ , of the graph of  $f(x) = x^2 + 6x + 8$ . A brief review of factoring can be found in Appendix A at the end of the book.

## Polynomial Functions

Linear and quadratic functions are part of a general class of *polynomial functions*.

### DEFINITION

A polynomial function  $f$  is given by

$$f(x) = a_n x^n + a_{n-1} x^{n-1} + \cdots + a_2 x^2 + a_1 x^1 + a_0,$$

where  $n$  is a nonnegative integer and  $a_n, a_{n-1}, \dots, a_1, a_0$  are real numbers, called the **coefficients**.

The following are examples of polynomial functions:

$$\begin{aligned} f(x) &= -5, && \text{(A constant function)} \\ f(x) &= 4x + 3, && \text{(A linear function)} \\ f(x) &= -x^2 + 2x + 3, && \text{(A quadratic function)} \\ f(x) &= 2x^3 - 4x^2 + x + 1. && \text{(A cubic, or third-degree, function)} \end{aligned}$$

In general, creating graphs of polynomial functions other than linear and quadratic functions is difficult without a calculator. We use calculus to sketch such graphs in Chapter 2. Some **power functions**, of the form

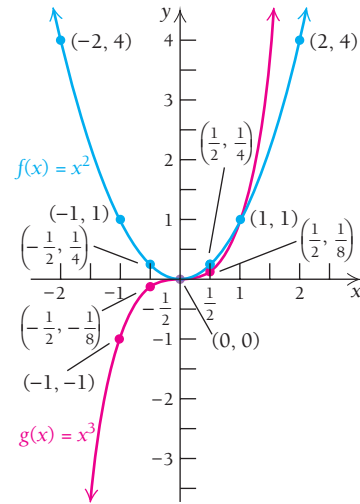
$$f(x) = ax^n,$$

are relatively easy to graph.

**EXAMPLE 4** Using the same set of axes, graph  $f(x) = x^2$  and  $g(x) = x^3$ .

**Solution** We set up a table of values, plot the points, and then draw the graphs.

$x$	$x^2$	$x^3$
-2	4	-8
-1	1	-1
$-\frac{1}{2}$	$\frac{1}{4}$	$-\frac{1}{8}$
0	0	0
$\frac{1}{2}$	$\frac{1}{4}$	$\frac{1}{8}$
1	1	1
2	4	8



**Quick Check 3**

Graph each function using the same set of axes:  
 $f(x) = 4 - x^2$  and  
 $g(x) = x^3 - 1$ .

**Quick Check 3**

**TECHNOLOGY CONNECTION**

**Solving Polynomial Equations**

**The INTERSECT Feature**

Consider solving the equation

$$x^3 = 3x + 1.$$

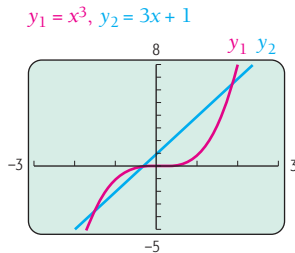
Doing so amounts to finding the  $x$ -coordinates of the point(s) of intersection of the graphs of

$$f(x) = x^3 \quad \text{and} \quad g(x) = 3x + 1.$$

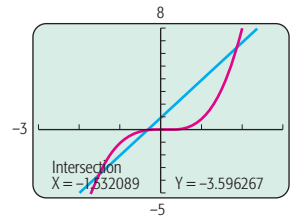
We enter the functions as

$$y_1 = x^3 \quad \text{and} \quad y_2 = 3x + 1$$

and then graph. We use a  $[-3, 3, -5, 8]$  window to see the curvature and possible points of intersection.



There appear to be at least three points of intersection. Using the INTERSECT feature in the CALC menu, we see that the point of intersection on the left is about  $(-1.53, -3.60)$ .



In a similar manner, we find the other points of intersection to be about  $(-0.35, -0.04)$  and  $(1.88, 6.64)$ . The solutions of  $x^3 = 3x + 1$  are the  $x$ -coordinates of these points, approximately

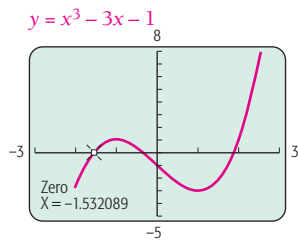
$$-1.53, -0.35, \text{ and } 1.88.$$

**The ZERO Feature**

A ZERO, or ROOT, feature can be used to solve an equation. The word “zero” in this context refers to an input, or  $x$ -value, for which the output of a function is 0. That is,  $c$  is a zero of the function  $f$  if  $f(c) = 0$ .

To use such a feature requires a 0 on one side of the equation. Thus, to solve  $x^3 = 3x + 1$ , we obtain  $x^3 - 3x - 1 = 0$  by subtracting  $3x + 1$  from both sides. Graphing  $y = x^3 - 3x - 1$  and using the ZERO feature to find the zero on the left, we view a screen like the following.

(continued)



We see that  $x^3 - 3x - 1 = 0$  when  $x \approx -1.53$ , so  $-1.53$  is an approximate solution of the equation  $x^3 = 3x + 1$ . Proceeding in a similar manner, we can approximate the other solutions as  $-0.35$  and  $1.88$ . Note that the points of intersection of the graphs of  $f$  and  $g$  have the same  $x$ -values as the zeros of  $x^3 - 3x - 1$ .

**EXERCISES**

Using the INTERSECT feature, solve each equation.

- 1.  $x^2 = 10 - 3x$
- 2.  $2x + 24 = x^2$
- 3.  $x^3 = 3x - 2$
- 4.  $x^4 - 2x^2 = 0$

Using the ZERO feature, solve each equation.

- 5.  $0.4x^2 = 280x$   
(Hint: Use  $[-200, 800, -100,000, 200,000]$ .)
- 6.  $\frac{1}{3}x^3 - \frac{1}{2}x^2 = 2x - 1$
- 7.  $x^2 = 0.1x^4 + 0.4$
- 8.  $0 = 2x^4 - 4x^2 + 2$

Find the zeros of each function.

- 9.  $f(x) = 3x^2 - 4x - 2$
- 10.  $f(x) = -x^3 + 6x^2 + 5$
- 11.  $g(x) = x^4 + x^3 - 4x^2 - 2x + 4$
- 12.  $g(x) = -x^4 + x^3 + 11x^2 - 9x - 18$

**TECHNOLOGY CONNECTION**



**Apps for the iPhone and iPod Touch**

The advent of the iPhone and other sophisticated mobile phones has made available many inexpensive mathematics applications. Two useful apps for the iPhone and iPod Touch are iPlot and Graphicus (which can be purchased at the iTunes Store). Each has more visually appealing displays than standard graphing calculators, but each also has limited capability. For example, neither iPlot nor Graphicus can do regression, as described in Section R.6.

**iPlot**

Among the features of this app is the ability to graph most of the functions we encounter in this book. There is a Zoom feature, a Trace feature that can be used to find func-

tion values, roots (zeros), and points of intersection of graphs, and a separate Root feature for finding zeros. Let's consider the function  $f(x) = 2x^3 - x^4$  as an example.

To graph and find roots, first open the iPlot app. You will see a screen like that in Fig. 1. Notice the four icons at the bottom. The Functions icon is highlighted. Press  $+$  in the upper right; then enter the function as  $2*x^3-x^4$  (Fig. 2). Slide to the bottom and change the graph color if desired. Next, press Done in the upper right, followed by the Plot icon to obtain the graph (Fig. 3).

Below the graph are buttons for various options. To find a root of the function, press Root (firmly) so that it becomes highlighted. Then move the cursor close to a potential root (Fig. 4). Sometimes it is difficult to position the cursor directly on the root. But if you press the Apply icon in the

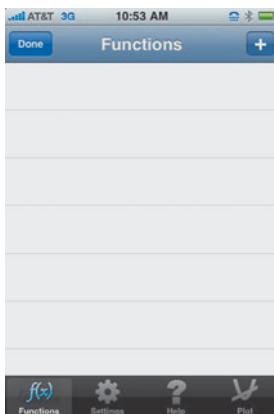


FIGURE 1



FIGURE 2

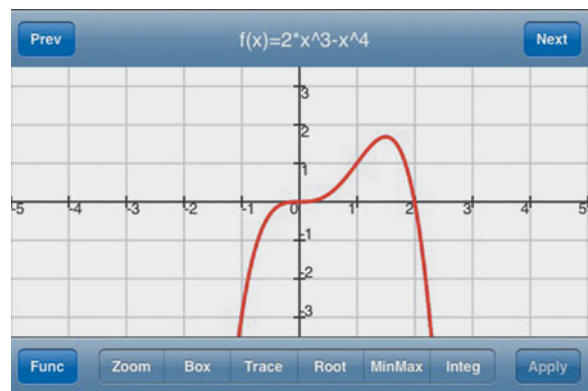


FIGURE 3

(continued)

## Apps for the iPhone and iPod Touch (continued)

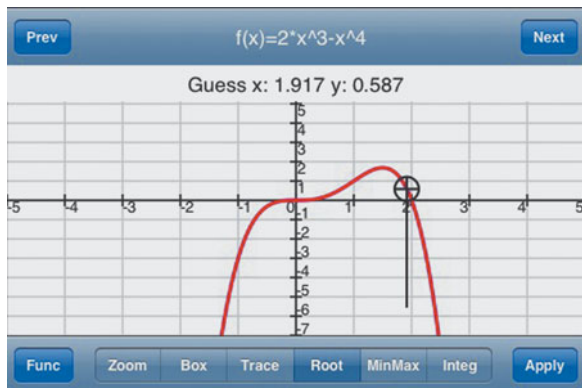


FIGURE 4

lower right once you are close, the cursor will jump to the answer, in this case, 2 (Fig. 5).

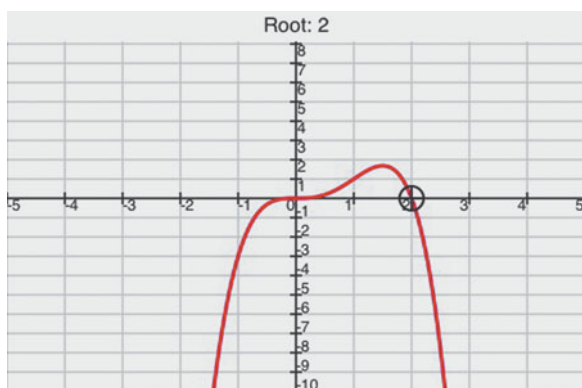


FIGURE 5

You will likely find it necessary to experiment with iPlot. Press some of the options buttons to explore other features. Use the Settings icon to change the window settings and make other modifications to the appearance. Missing symbols can be found by clicking on  $\#+=$  at the left of the keypad.

Piecewise-defined functions can be entered, but an inappropriate vertical line may show up on the graph. The graph of a function like  $f(x) = \frac{x^2 - 9}{x + 3}$  will not show the hole at  $x = -3$ . iPlot can graph more than one function on the same

set of axes. Try graphing  $g(x) = x^3 - 1$  along with  $f(x) = 2x^3 - x^4$ , and then pressing Trace to find points of intersection.

Sometimes iPlot will crash or lock up, giving an error message like “Unexpected End of Formula.” If this occurs, go to the line where the function formula occurs, then press Edit function at the top to delete the function and enter it again.

For more information, consult the iPlot page at the iTunes Store or visit [www.posimotion.com](http://www.posimotion.com).

## EXERCISES

Using iPlot, repeat Exercises 1–12 in the Technology Connection on page 55.

## Graphicus

Graphicus is also very appealing visually and has the ability to graph most of the functions we encounter in this book. It can find roots and intersections, and it excels at many aspects of calculus, as we’ll see later in this book. Let’s look again at the function  $f(x) = 2x^3 - x^4$ .

To graph and find roots, first open Graphicus. Touch the blank rectangle at the top of the screen and enter the function as  $y(x)=2x^3-x^4$ . Press  $\boxed{+}$  in the upper right, and you will see the graph in Fig. 6. Notice the seven icons at the bottom. The one at the far left is for zooming. The fourth icon from the left is for finding roots. Touch it and note how quickly the roots of the function are highlighted (Fig. 7). Touch the symbol marking each root, and a box appears with its value; see Figs. 8 and 9.

Piecewise-defined functions cannot be entered. The graph of a function with a hole, such as  $f(x) = \frac{x^2 - 9}{x + 3}$ , will not show the hole at  $x = -3$ . Graphicus can graph more than one function on the same set of axes. Graph  $g(x) = x^3 - 1$  along with  $f(x) = 2x^3 - x^4$ , and then press the fourth icon to find the points of intersection. Press some of the other icons to explore the uses of Graphicus.

For more information, consult the Graphicus page at the iTunes Store or visit [www.facebook.com/pages/Graphicus/189699869029](http://www.facebook.com/pages/Graphicus/189699869029).

## EXERCISES

Using *Graphicus*, repeat Exercises 1–12 in the Technology Connection on p. 55.

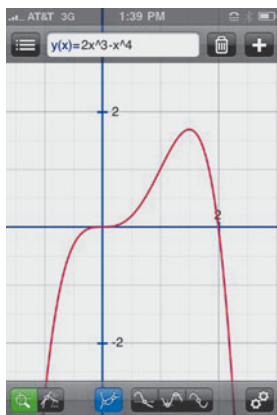


FIGURE 6



FIGURE 7

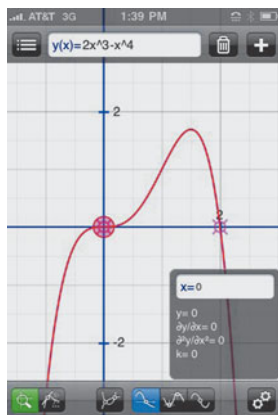


FIGURE 8

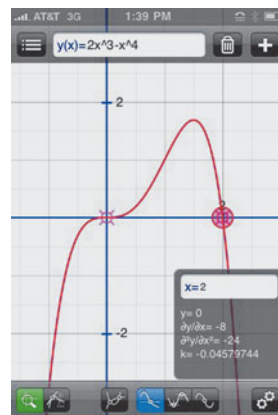


FIGURE 9

## Rational Functions

### DEFINITION

Functions given by the quotient, or ratio, of two polynomials are called **rational functions**.

The following are examples of rational functions:

$$\begin{aligned} f(x) &= \frac{x^2 - 9}{x - 3}, & h(x) &= \frac{x - 3}{x^2 - x - 2}, \\ g(x) &= \frac{3x^2 - 4x}{2x + 10}, & k(x) &= \frac{x^3 - 2x + 7}{1} = x^3 - 2x + 7. \end{aligned}$$

Note that as the function  $k$  illustrates, every polynomial function is also a rational function.

The domain of a rational function is restricted to those input values that do not result in division by zero. Thus, for  $f$  above, the domain consists of all real numbers except 3. To determine the domain of  $h$ , we set the denominator equal to 0 and solve:

$$\begin{aligned} x^2 - x - 2 &= 0 \\ (x + 1)(x - 2) &= 0 \\ x &= -1 \quad \text{or} \quad x = 2. \end{aligned}$$

Therefore,  $-1$  and  $2$  are not in the domain. The domain of  $h$  consists of all real numbers except  $-1$  and  $2$ . The numbers  $-1$  and  $2$  “split,” or “separate,” the intervals in the domain.

The graphing of most rational functions is rather complicated and is best dealt with using the tools of calculus that we will develop in Chapters 1 and 2. For now we will focus on graphs that are fairly basic and leave the more complicated graphs for Chapter 2.

■ **EXAMPLE 5** Graph:  $f(x) = \frac{x^2 - 9}{x - 3}$ .

**Solution** This particular function can be simplified before we graph it. We do so by factoring the numerator and removing a factor of 1 as follows:

$$\begin{aligned} f(x) &= \frac{x^2 - 9}{x - 3} && \text{Note that 3 is not in the domain of } f. \\ &= \frac{(x - 3)(x + 3)}{x - 3} \\ &= \frac{x - 3}{x - 3} \cdot \frac{x + 3}{1} \\ &= x + 3, \quad x \neq 3. && \text{We must specify } x \neq 3. \end{aligned}$$

This simplification assumes that  $x$  is not 3. By writing  $x \neq 3$ , we indicate that for any  $x$ -value other than 3, the equation  $f(x) = x + 3$  is used:

$$f(x) = x + 3, \quad x \neq 3.$$

**TECHNOLOGY CONNECTION** 

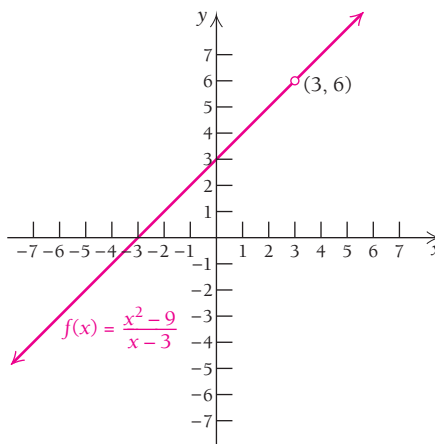
If  $y_1 = (x^2 - 9)/(x - 3)$  and  $y_2 = x + 3$  are both graphed, the two graphs appear indistinguishable. To see this, graph both lines and use the arrow keys,  $\uparrow$  and  $\downarrow$ , and the TRACE feature to move the cursor from line to line.

**EXERCISES**

1. Compare the results of using TRACE and entering the value 3.
2. Use the TABLE feature with TblStart set at  $-1$  and  $\Delta Tbl$  set at 1. How do  $y_1$  and  $y_2$  differ in the resulting table of values?

To find function values, we substitute any value for  $x$  other than 3. We make calculations as in the following table and draw the graph. The open circle at  $(3, 6)$  indicates that this point is not part of the graph.

$x$	$f(x)$
-3	0
-2	1
-1	2
0	3
1	4
2	5
4	7

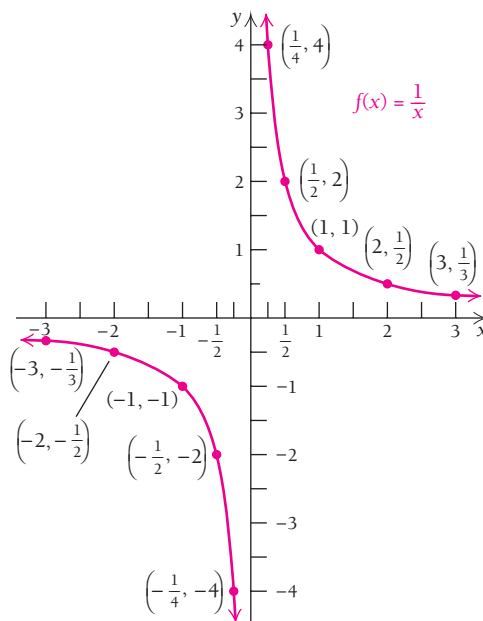


One important class of rational functions is given by  $f(x) = k/x$ , where  $k$  is a constant.

**EXAMPLE 6** Graph:  $f(x) = 1/x$ .

**Solution** We make a table of values, plot the points, and then draw the graph.

$x$	$f(x)$
-3	$-\frac{1}{3}$
-2	$-\frac{1}{2}$
-1	-1
$-\frac{1}{2}$	-2
$-\frac{1}{4}$	-4
$\frac{1}{4}$	4
$\frac{1}{2}$	2
1	1
2	$\frac{1}{2}$
3	$\frac{1}{3}$



**Quick Check 4**

Graph each function:

- $f(x) = \frac{x^2 - 9}{x + 3}$ ,
- $f(x) = -\frac{1}{x}$ .

**Quick Check 4**

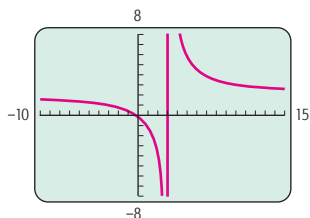
TECHNOLOGY CONNECTION 

## Graphs of Rational Functions

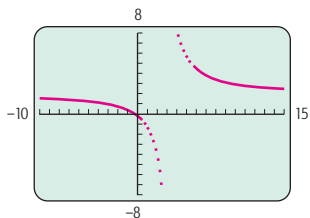
Consider two graphs of the function given by

$$f(x) = \frac{2x + 1}{x - 3}$$

CONNECTED mode:



DOT mode:



Here use of CONNECTED mode can lead to an *incorrect* graph. Because, in CONNECTED mode, points are joined with line segments, both branches of the graph are connected, making it appear as though the vertical line  $x = 3$  is part of the graph.

On the other hand, in DOT mode, the calculator simply plots dots representing coordinates of points. When graphing rational functions, it is usually best to use DOT mode.

## EXERCISES

Graph each of the following using DOT mode.

1.  $f(x) = \frac{4}{x - 2}$

2.  $f(x) = \frac{x}{x + 2}$

3.  $f(x) = \frac{x^2 - 1}{x^2 + x - 6}$

4.  $f(x) = \frac{x^2 - 4}{x - 1}$

5.  $f(x) = \frac{10}{x^2 + 4}$

6.  $f(x) = \frac{8}{x^2 - 4}$

7.  $f(x) = \frac{2x + 3}{3x^2 + 7x - 6}$

8.  $f(x) = \frac{2x^3}{x^2 + 1}$

In Example 6, note that 0 is not in the domain of  $f$  because it would yield a denominator of zero. The function is decreasing over the intervals  $(-\infty, 0)$  and  $(0, \infty)$ . The function  $f(x) = 1/x$  is an example of **inverse variation**.

## DEFINITION

$y$  varies inversely as  $x$  if there is some positive number  $k$  such that  $y = k/x$ . We also say that  $y$  is **inversely proportional** to  $x$ .

**EXAMPLE 7 Business: Stocks and Gold.** Certain economists theorize that stock prices are inversely proportional to the price of gold. That is, when the price of gold goes up, the prices of stocks go down; and when the price of gold goes down, the prices of stocks go up. Let's assume that the Dow Jones Industrial Average  $D$ , an index of the overall prices of stocks, is inversely proportional to the price of gold  $G$ , in dollars per ounce. One day the Dow Jones was 10,619.70 and the price of gold was \$1129.60 per ounce. What will the Dow Jones Industrial Average be if the price of gold rises to \$1400?

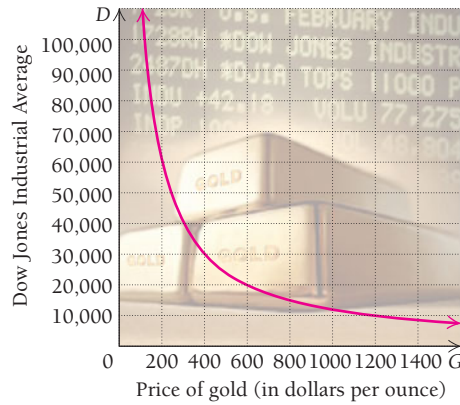
**Solution** We assume that  $D = k/G$ , so  $10,619.7 = k/1129.6$  and  $k = 11,996,013.12$ . Thus,

$$D = \frac{11,996,013.12}{G}$$

We substitute 1400 for  $G$  and compute  $D$ :

$$D = \frac{11,996,013.12}{1400} \approx 8568.6$$





**Quick Check 5**

**Business: Stocks and Gold.**

Suppose in Example 7 that the price of gold drops to \$1000 per ounce. Predict what happens to the Dow Jones Industrial Average. Then compute the value of  $D$ .

**Warning!** Do not put too much “stock” in the equation of this example. It is meant only to give an idea of economic relationships. An equation for predicting the stock market accurately has not been found!

**Quick Check 5**

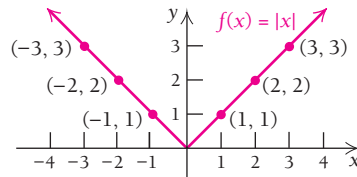
**Absolute-Value Functions**

The absolute value of a number is its distance from 0 on the number line. We denote the absolute value of a number  $x$  as  $|x|$ . The absolute-value function, given by  $f(x) = |x|$ , is very important in calculus, and its graph has a distinctive V shape.

**EXAMPLE 8** Graph:  $f(x) = |x|$ .

**Solution** We make a table of values, plot the points, and then draw the graph.

$x$	$f(x)$
-3	3
-2	2
-1	1
0	0
1	1
2	2
3	3



**TECHNOLOGY CONNECTION**

Absolute value is entered as `abs` and is often accessed from the `NUM` option of the `MATH` menu.

**EXERCISES**

Graph.

1.  $f(x) = |\frac{1}{2}x|$

2.  $g(x) = |x^2 - 4|$

We can think of this function as being defined piecewise by considering the definition of absolute value:

$$f(x) = |x| = \begin{cases} x, & \text{if } x \geq 0, \\ -x, & \text{if } x < 0. \end{cases}$$

## Square-Root Functions

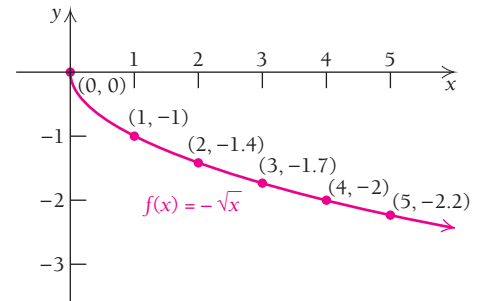
The following is an example of a square-root function and its graph.

■ **EXAMPLE 9** Graph:  $f(x) = -\sqrt{x}$ .

**Solution** The domain of this function is the set of all nonnegative numbers—the interval  $[0, \infty)$ . You can find approximate values of square roots on your calculator.

We set up a table of values, plot the points, and then draw the graph.

$x$	0	1	2	3	4	5
$f(x) = -\sqrt{x}$	0	-1	-1.4	-1.7	-2	-2.2



### Quick Check 6

Graph each function:

a)  $f(x) = |x + 2|$ ;

b)  $f(x) = \sqrt{x + 4}$ .

### Quick Check 6

## Power Functions with Rational Exponents

We are motivated to define rational exponents so that the following laws of exponents still hold (also see Appendix A):

For any nonzero real number  $a$  and any integers  $n$  and  $m$ ,

$$a^n \cdot a^m = a^{n+m}; \quad \frac{a^n}{a^m} = a^{n-m}; \quad (a^n)^m = a^{n \cdot m}; \quad a^{-m} = \frac{1}{a^m}.$$

This suggests that  $a^{1/2}$  be defined so that  $(a^{1/2})^2 = a^{(1/2) \cdot 2} = a^1$ . Thus, we define  $a^{1/2}$  as  $\sqrt{a}$ . Similarly, in order to have  $(a^{1/3})^3 = a^{(1/3) \cdot 3} = a^1$ , we define  $a^{1/3}$  as  $\sqrt[3]{a}$ . In general,

$$a^{1/n} = \sqrt[n]{a}, \quad \text{provided } \sqrt[n]{a} \text{ is defined.}$$

Again, for the laws of exponents to hold, we have, assuming that  $\sqrt[n]{a}$  exists,

$$a^{m/n} = (a^m)^{1/n} = \sqrt[n]{a^m} = (\sqrt[n]{a})^m,$$

and  $a^{-m/n}$  is defined by

$$a^{-m/n} = \frac{1}{a^{m/n}} = \frac{1}{\sqrt[n]{a^m}}.$$

■ **EXAMPLE 10** Rewrite each of the following as an equivalent expression with rational exponents:

a)  $\sqrt[4]{x}$

b)  $\sqrt[3]{r^2}$

c)  $\sqrt{x^{10}}$ , for  $x \geq 0$

d)  $\frac{1}{\sqrt[3]{b^5}}$

### Solution

a)  $\sqrt[4]{x} = x^{1/4}$

b)  $\sqrt[3]{r^2} = r^{2/3}$

c)  $\sqrt{x^{10}} = x^{10/2} = x^5$ ,  $x \geq 0$

d)  $\frac{1}{\sqrt[3]{b^5}} = \frac{1}{b^{5/3}} = b^{-5/3}$

**EXAMPLE 11** Rewrite each of the following as an equivalent expression using radical notation: **a)**  $x^{1/3}$ ; **b)**  $t^{6/7}$ ; **c)**  $x^{-2/3}$ ; **d)**  $r^{-1/4}$ .

**Solution**

$$\text{a) } x^{1/3} = \sqrt[3]{x}$$

$$\text{b) } t^{6/7} = \sqrt[7]{t^6}$$

$$\text{c) } x^{-2/3} = \frac{1}{x^{2/3}} = \frac{1}{\sqrt[3]{x^2}}$$

$$\text{d) } r^{-1/4} = \frac{1}{r^{1/4}} = \frac{1}{\sqrt[4]{r}}$$

**EXAMPLE 12** Simplify: **a)**  $8^{5/3}$ ; **b)**  $81^{3/4}$ .

**Solution**

$$\text{a) } 8^{5/3} = (8^{1/3})^5 = (\sqrt[3]{8})^5 = 2^5 = 32$$

$$\text{b) } 81^{3/4} = (81^{1/4})^3 = (\sqrt[4]{81})^3 = 3^3 = 27$$

Because even roots (square roots, fourth roots, sixth roots, and so on) of negative numbers are not real numbers, the domain of a radical function may have restrictions.

**EXAMPLE 13** Find the domain of the function given by

$$f(x) = \sqrt[4]{2x - 10}.$$

**Solution** For  $f(x)$  to be a real number,  $2x - 10$  cannot be negative. Thus, to find the domain of  $f$ , we solve the inequality  $2x - 10 \geq 0$ :

$$2x - 10 \geq 0$$

$$2x \geq 10 \quad \text{Adding 10 to both sides}$$

$$x \geq 5. \quad \text{Dividing both sides by 2}$$

The domain of  $f$  is  $\{x \mid x \geq 5\}$ , or, in interval notation,  $[5, \infty)$ .

### Quick Check 7

Find the domain of the function given by

$$f(x) = \sqrt{x + 3}.$$

### Quick Check 7

Power functions of the form  $f(x) = ax^k$ , with  $k$  a fraction, occur in many applications.

**EXAMPLE 14** **Life Science: Home Range.** The *home range* of an animal is defined as the region to which the animal confines its movements. It has been shown that for carnivorous (meat-eating) mammals the area of that region can be approximated by the function

$$H(w) = 0.11w^{1.36},$$

where  $w$  is the mass of the animal, in grams, and  $H(w)$  is the area of the home range, in hectares. Graph the function. (Source: Based on information in Emlen, J. M., *Ecology: An Evolutionary Approach*, p. 200 (Reading, MA: Addison-Wesley, 1973), and Harestad, A. S., and Bunnell, F. L., “Home Range and Body Weight—A Reevaluation,” *Ecology*, Vol. 60, No. 2 (April, 1979), pp. 389–402.)

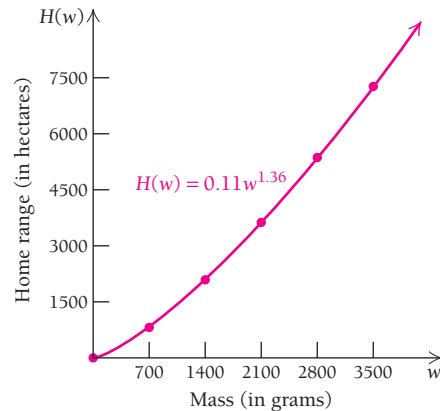
**Solution** We can approximate function values using a power key, usually labeled  $\wedge$  or  $(y^x)$ . Note that  $w^{1.36} = w^{136/100} = \sqrt[100]{w^{136}}$ .



A lynx in its territorial area.

$w$	0	700	1400	2100	2800	3500
$H(w)$	0	814.2	2089.9	3627.5	5364.5	7266.5

The graph is shown below. Note that the function values increase from left to right. As body weight increases, the area over which the animal moves increases.



## Supply and Demand Functions

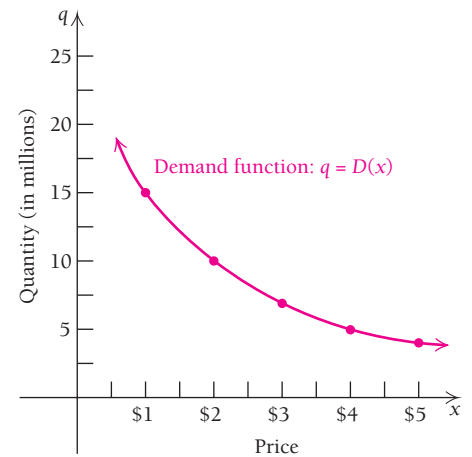
Supply and demand in economics are modeled by increasing and decreasing functions.

### Demand Functions

The table and graph below show the relationship between the price  $x$  per bag of sugar and the quantity  $q$  of 5-lb bags that consumers will demand at that price.

Demand Schedule

Price, $x$ , per 5-lb Bag	Quantity, $q$ , of 5-lb Bags (in millions)
\$5	4
4	5
3	7
2	10
1	15



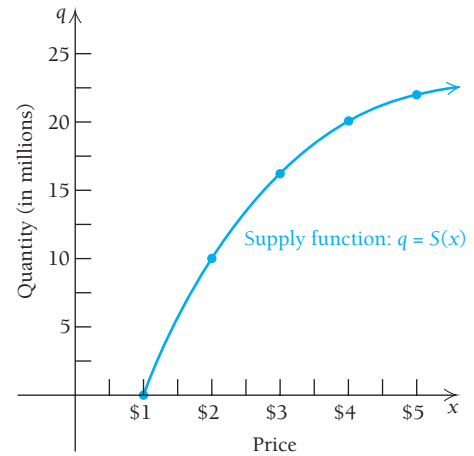
Note that the quantity consumers demand is inversely proportional to the price. As the price goes up, the quantity demanded goes down.

### Supply Functions

The next table and graph show the relationship between the price  $x$  per bag of sugar and the quantity  $q$  of 5-lb bags that sellers are willing to supply, or sell, at that price.

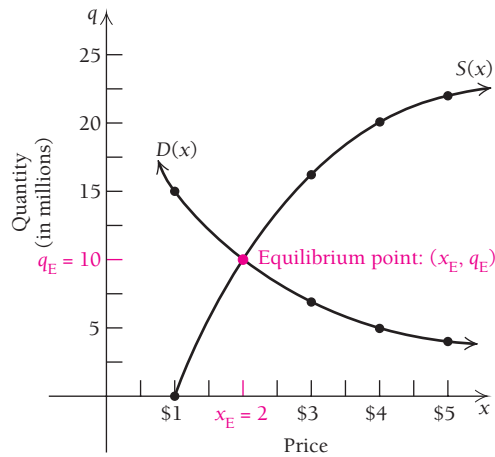
Supply Schedule

Price, $x$ , per 5-lb Bag	Quantity, $q$ , of 5-lb Bags (in millions)
\$1	0
2	10
3	16
4	20
5	22



Note that suppliers are willing to supply greater quantities at higher prices than they are at lower prices.

Let's now look at these curves together. As price increases, supply increases and demand decreases; and as price decreases, demand increases but supply decreases. The point of intersection  $(x_E, q_E)$  is called the **equilibrium point**. The equilibrium price  $x_E$  (in this case, \$2 per bag) corresponds to an equilibrium quantity  $q_E$  (in this case, 10 million bags). Sellers are willing to sell 10 million bags at \$2/bag, and consumers are willing to buy 10 million bags at that price. The situation is analogous to a buyer and seller haggling over the sale of an item. The equilibrium point, or selling price, is what they finally agree on.



**EXAMPLE 15** Economics: Equilibrium Point. Find the equilibrium point for the demand and supply functions for the Ultra-Fine coffee maker. Here  $q$  represents the number of coffee makers produced, in hundreds, and  $x$  is the price, in dollars.

Demand:  $q = 50 - \frac{1}{4}x$

Supply:  $q = x - 25$

**Solution** To find the equilibrium point, the quantity demanded must match the quantity produced:

$$50 - \frac{1}{4}x = x - 25$$

$$50 + 25 = x + \frac{1}{4}x \quad \text{Adding } 25 + \frac{1}{4}x \text{ to each side}$$

TECHNOLOGY CONNECTION

EXERCISE

- Use the INTERSECT feature to find the equilibrium point for the following demand and supply functions.

Demand:  $q = 1123.6 - 61.4x$

Supply:  $q = 201.8 + 4.6x$

$$75 = \frac{5}{4}x$$

$$75 \cdot \frac{4}{5} = x \quad \text{Multiplying both sides by } \frac{4}{5}$$

$$60 = x.$$

### Quick Check 8

#### Economics: Equilibrium

**Point.** Repeat Example 15 for the following functions:

$$\text{Demand: } q = 70 - \frac{1}{5}x$$

$$\text{Supply: } q = x - 20$$

Thus,  $x_E = 60$ . To find  $q_E$ , we substitute  $x_E$  into either function. We select the supply function:

$$q_E = x_E - 25 = 60 - 25 = 35.$$

Thus, the equilibrium quantity is 3500 units, and the equilibrium point is  $(\$60, 3500)$ .

### Quick Check 8

## Section Summary

- Many types of functions have graphs that are not straight lines; among these are *quadratic functions*, *polynomial functions*, *power functions*, *rational functions*, *absolute-value functions*, and *square-root functions*.
- Demand is modeled by a decreasing function. Supply is modeled by an increasing function. The point of intersection of graphs of demand and supply functions for the same product is called the *equilibrium point*.

### EXERCISE SET

## R.5

Graph each pair of equations on one set of axes.

- $y = \frac{1}{2}x^2$  and  $y = -\frac{1}{2}x^2$
- $y = \frac{1}{4}x^2$  and  $y = -\frac{1}{4}x^2$
- $y = x^2$  and  $y = x^2 - 1$
- $y = x^2$  and  $y = x^2 - 3$
- $y = -2x^2$  and  $y = -2x^2 + 1$
- $y = -3x^2$  and  $y = -3x^2 + 2$
- $y = |x|$  and  $y = |x - 3|$
- $y = |x|$  and  $y = |x - 1|$
- $y = x^3$  and  $y = x^3 + 2$
- $y = x^3$  and  $y = x^3 + 1$
- $y = \sqrt{x}$  and  $y = \sqrt{x - 1}$
- $y = \sqrt{x}$  and  $y = \sqrt{x - 2}$

For each of the following, state whether the graph of the function is a parabola. If the graph is a parabola, find the parabola's vertex.

- $f(x) = x^2 + 4x - 7$
- $f(x) = x^3 - 2x + 3$
- $g(x) = 2x^4 - 4x^2 - 3$
- $g(x) = 3x^2 - 6x$

Graph.

- $y = x^2 - 4x + 3$
- $y = x^2 - 6x + 5$
- $y = -x^2 + 2x - 1$
- $y = -x^2 - x + 6$
- $f(x) = 2x^2 - 6x + 1$
- $f(x) = 3x^2 - 6x + 4$
- $g(x) = -3x^2 - 4x + 5$
- $g(x) = -2x^2 - 3x + 7$
- $y = \frac{2}{x}$
- $y = \frac{3}{x}$
- $y = -\frac{2}{x}$
- $y = \frac{-3}{x}$
- $y = \frac{1}{x^2}$
- $y = \frac{1}{x - 1}$
- $y = \sqrt[3]{x}$
- $y = \frac{1}{|x|}$
- $f(x) = \frac{x^2 + 5x + 6}{x + 3}$
- $g(x) = \frac{x^2 + 7x + 10}{x + 2}$
- $f(x) = \frac{x^2 - 1}{x - 1}$
- $g(x) = \frac{x^2 - 25}{x - 5}$

Solve.

37.  $x^2 - 2x = 2$                       38.  $x^2 - 2x + 1 = 5$   
 39.  $x^2 + 6x = 1$                       40.  $x^2 + 4x = 3$   
 41.  $4x^2 = 4x + 1$                     42.  $-4x^2 = 4x - 1$   
 43.  $3y^2 + 8y + 2 = 0$                 44.  $2p^2 - 5p = 1$   
 45.  $x + 7 + \frac{9}{x} = 0$  (Hint: Multiply both sides by  $x$ ).  
 46.  $1 - \frac{1}{w} = \frac{1}{w^2}$

Rewrite each of the following as an equivalent expression with rational exponents.

47.  $\sqrt{x^3}$                                       48.  $\sqrt{x^5}$   
 49.  $\sqrt[5]{a^3}$                                     50.  $\sqrt[4]{b^2}$ ,  $b \geq 0$   
 51.  $\sqrt[7]{t}$                                         52.  $\sqrt[8]{c}$   
 53.  $\sqrt[4]{x^{12}}$ ,  $x \geq 0$                     54.  $\sqrt[3]{t^6}$   
 55.  $\frac{1}{\sqrt{t^5}}$                                       56.  $\frac{1}{\sqrt{m^4}}$   
 57.  $\frac{1}{\sqrt{x^2 + 7}}$                                 58.  $\sqrt{x^3 + 4}$

Rewrite each of the following as an equivalent expression using radical notation.

59.  $x^{1/5}$                                       60.  $t^{1/7}$   
 61.  $y^{2/3}$                                       62.  $t^{2/5}$   
 63.  $t^{-2/5}$                                     64.  $y^{-2/3}$   
 65.  $b^{-1/3}$                                     66.  $b^{-1/5}$   
 67.  $e^{-17/6}$                                 68.  $m^{-19/6}$   
 69.  $(x^2 - 3)^{-1/2}$                         70.  $(y^2 + 7)^{-1/4}$   
 71.  $\frac{1}{t^{2/3}}$                                       72.  $\frac{1}{w^{-4/5}}$

Simplify.

73.  $9^{3/2}$                                       74.  $16^{5/2}$                                       75.  $64^{2/3}$   
 76.  $8^{2/3}$                                       77.  $16^{3/4}$                                       78.  $25^{5/2}$

Determine the domain of each function.

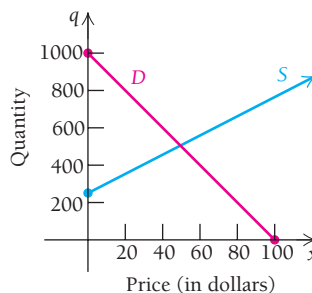
79.  $f(x) = \frac{x^2 - 25}{x - 5}$                               80.  $f(x) = \frac{x^2 - 4}{x + 2}$   
 81.  $f(x) = \frac{x^3}{x^2 - 5x + 6}$                             82.  $f(x) = \frac{x^4 + 7}{x^2 + 6x + 5}$   
 83.  $f(x) = \sqrt{5x + 4}$                             84.  $f(x) = \sqrt{2x - 6}$   
 85.  $f(x) = \sqrt[4]{7 - x}$                             86.  $f(x) = \sqrt[6]{5 - x}$

## APPLICATIONS

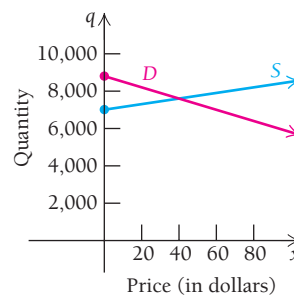
### Business and Economics

Find the equilibrium point for each pair of demand and supply functions.

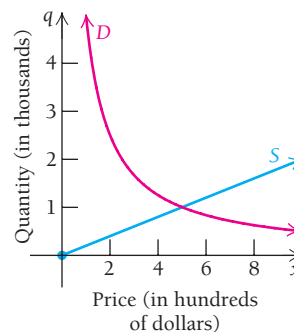
87. Demand:  $q = 1000 - 10x$ ; Supply:  $q = 250 + 5x$



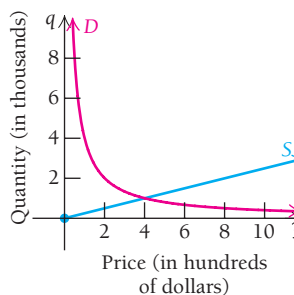
88. Demand:  $q = 8800 - 30x$ ; Supply:  $q = 7000 + 15x$



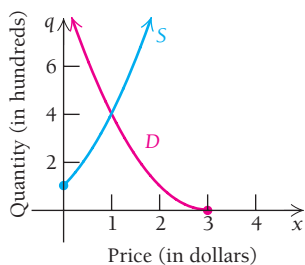
89. Demand:  $q = \frac{5}{x}$ ; Supply:  $q = \frac{x}{5}$



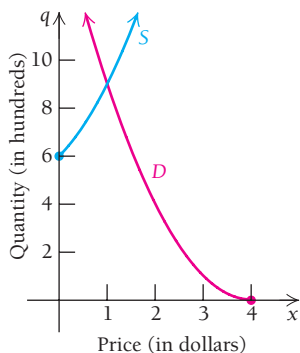
90. Demand:  $q = \frac{4}{x}$ ; Supply:  $q = \frac{x}{4}$



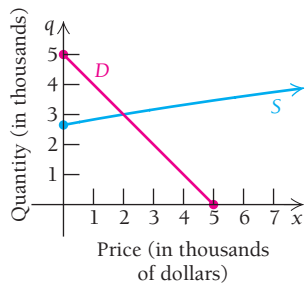
91. Demand:  $q = (x - 3)^2$ ; Supply:  $q = x^2 + 2x + 1$  (assume  $x \leq 3$ )



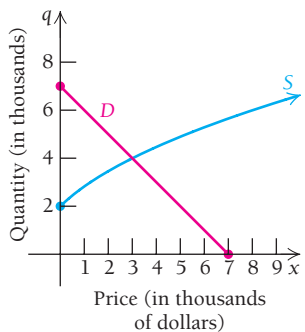
92. Demand:  $q = (x - 4)^2$ ; Supply:  $q = x^2 + 2x + 6$  (assume  $x \leq 4$ )



93. Demand:  $q = 5 - x$ ; Supply:  $q = \sqrt{x + 7}$



94. Demand:  $q = 7 - x$ ; Supply:  $q = 2\sqrt{x + 1}$



95. **Stock prices and prime rate.** It is theorized that the price per share of a stock is inversely proportional to the prime (interest) rate. In January 2010, the price per share  $S$  of Apple Inc. stock was \$205.93 and the prime rate  $R$  was 3.25%. The prime rate rose to 4.75% in March 2010. (Source: finance.yahoo.com and Federal Reserve Board.) What was the price per share in March 2010 if the assumption of inverse proportionality is correct?

96. **Demand.** The quantity sold  $x$  of a plasma television is inversely proportional to the price  $p$ . If 85,000 plasma TVs sold for \$2900 each, how many will be sold if the price is \$850 each?

**Life and Physical Sciences**

97. **Radar range.** The function given by

$$R(x) = 11.74x^{0.25}$$

can be used to approximate the maximum range,  $R(x)$ , in miles, of an ARSR-3 surveillance radar with a peak power of  $x$  watts.

- Determine the maximum radar range when the peak power is 40,000 watts, 50,000 watts, and 60,000 watts.
- Graph the function.

98. **Home range.** Refer to Example 14. The home range, in hectares, of an omnivorous mammal (one that eats both plants and meat) of mass  $w$  grams is given by

$$H(w) = 0.059w^{0.92}$$

(Source: Harestad, A. S., and Bunnell, F. L., "Home Range and Body Weight—A Reevaluation," *Ecology*, Vol. 60, No. 2 (April, 1979), pp. 389–402.) Complete the table of approximate function values and graph the function.

$w$	0	1000	2000	3000	4000	5000	6000	7000
$H(w)$	0	34.0						

99. **Life science: pollution control.** Pollution control has become a very important concern in all countries. If controls are not put in place, it has been predicted that the function
- $$P = 1000t^{5/4} + 14,000$$

will describe the average pollution, in particles of pollution per cubic centimeter, in most cities at time  $t$ , in years, where  $t = 0$  corresponds to 1970 and  $t = 35$  corresponds to 2005.

- Predict the pollution in 2005, 2008, and 2014.
- Graph the function over the interval  $[0, 50]$ .

100. **Surface area and mass.** The surface area of a person whose mass is 75 kg can be approximated by the function
- $$f(h) = 0.144h^{1/2}$$

where  $f(h)$  is measured in square meters and  $h$  is the person's height in centimeters. (Source: *U.S. Oncology*.)

- Find the approximate surface area of a person whose mass is 75 kg and whose height is 180 cm.
- Find the approximate surface area of a person whose mass is 75 kg and whose height is 170 cm.
- Graph the function  $f$  for  $0 \leq h \leq 200$ .

**SYNTHESIS**

101. **Zipf's Law.** According to Zipf's Law, the number of cities  $N$  with a population greater than  $S$  is inversely proportional to  $S$ . In 2008, there were 52 U.S. cities with a population greater than 350,000. Estimate the number of U.S. cities with a population between 350,000 and 500,000; between 300,000 and 600,000.



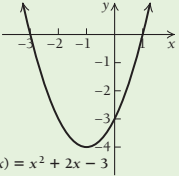
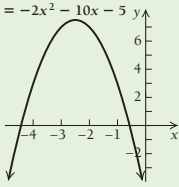
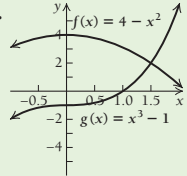
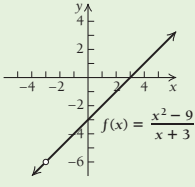
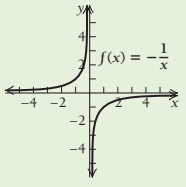
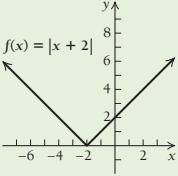
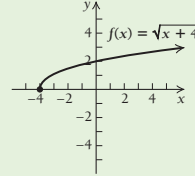
102. At most, how many y-intercepts can a function have? Explain.
103. Explain the difference between a rational function and a polynomial function. Is every polynomial function a rational function? Why or why not?

**TECHNOLOGY CONNECTION** 

Use the ZERO feature or the INTERSECT feature to approximate the zeros of each function to three decimal places.

104.  $f(x) = x^3 - x$   
(Also, use algebra to find the zeros of this function.)
105.  $f(x) = 2x^3 - x^2 - 14x - 10$
106.  $f(x) = \frac{1}{2}(|x - 4| + |x - 7|) - 4$
107.  $f(x) = x^4 + 4x^3 - 36x^2 - 160x + 300$
108.  $f(x) = \sqrt{7 - x^2} - 1$
109.  $f(x) = |x + 1| + |x - 2| - 5$
110.  $f(x) = |x + 1| + |x - 2|$
111.  $f(x) = |x + 1| + |x - 2| - 3$
112.  $f(x) = x^8 + 8x^7 - 28x^6 - 56x^5 + 70x^4 + 56x^3 - 28x^2 - 8x + 1$
113. Find the equilibrium point for the following demand and supply functions, where  $q$  is the quantity, in thousands of units, and  $x$  is the price per unit, in dollars.  
Demand:  $q = 83 - x$   
Supply:  $q = \frac{x^2}{576} - 1.9$

**Answers to Quick Checks**

1. (a)  (b)  $f(x) = -2x^2 - 10x - 5$  
2.  $\frac{-1 \pm \sqrt{22}}{3}$ , or 1.230 and -1.897
3. 
4. (a)  (b) 
5. Dow Jones Industrial Average increases;  $D = 11,996.01$ .
6. (a)  (b) 
7.  $\{x | x \geq -3\}$  8. Equilibrium point is (\$75, 5500); price is \$75 and quantity is 5500.

**R.6**

**OBJECTIVE**

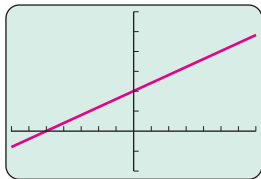
- Use curve fitting to find a mathematical model for a set of data and use the model to make predictions.

**Mathematical Modeling and Curve Fitting**

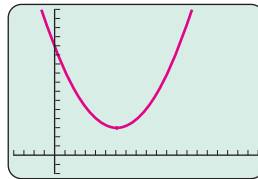
**Fitting Functions to Data**

We have developed a library of functions that can serve as models for many applications. Although others will be introduced later, let's look at those that we have considered. (Cubic and quartic functions are covered in detail in Chapter 2, but we show them for reference.) We will not consider rational functions in this section.

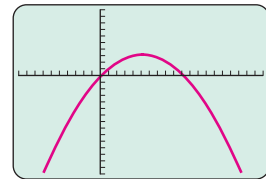
Linear function:  
 $f(x) = mx + b$



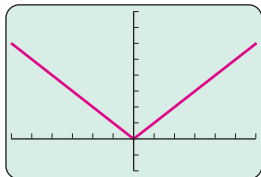
Quadratic function:  
 $f(x) = ax^2 + bx + c, a > 0$



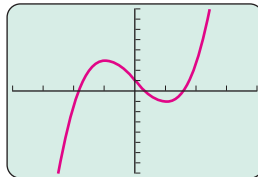
Quadratic function:  
 $f(x) = ax^2 + bx + c, a < 0$



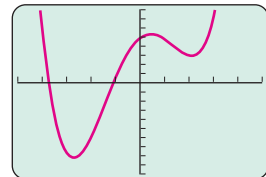
Absolute-value function:  
 $f(x) = |x|$



Cubic function:  
 $f(x) = ax^3 + bx^2 + cx + d, a > 0$



Quartic function:  
 $f(x) = ax^4 + bx^3 + cx^2 + dx + e, a > 0$



Now let's consider some real-world data. How can we decide which, if any, type of function might fit the data? One simple way is to examine a graph of the data called a **scatterplot**. Then we look for a pattern resembling one of the graphs on p. 68. For example, data might be modeled by a linear function if the graph resembles a straight line. The data might be modeled by a quadratic function if the graph rises and then falls, or falls and then rises, in a curved manner resembling a parabola.

Let's now use our library of functions to see which, if any, might fit certain data sets.

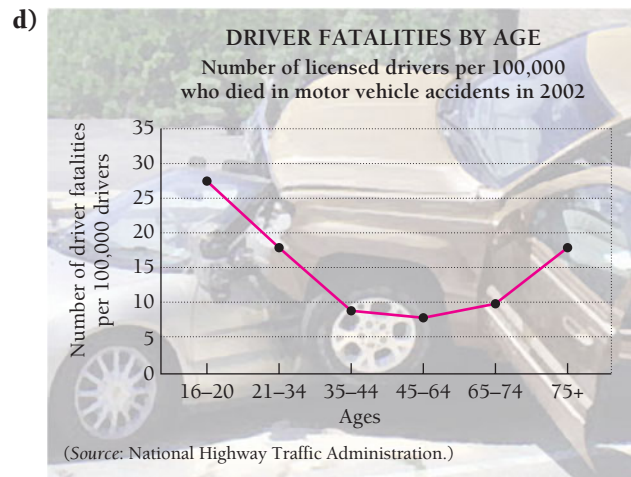
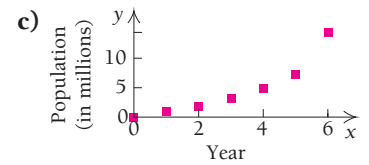
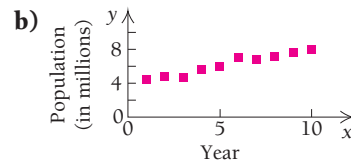
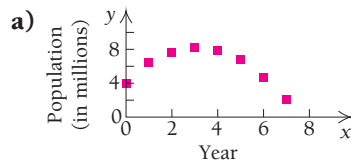
**EXAMPLE 1** **Choosing Models.** For the scatterplots and graphs below, determine which, if any, of the following functions might be used as a model for the data.

Linear,  $f(x) = mx + b$

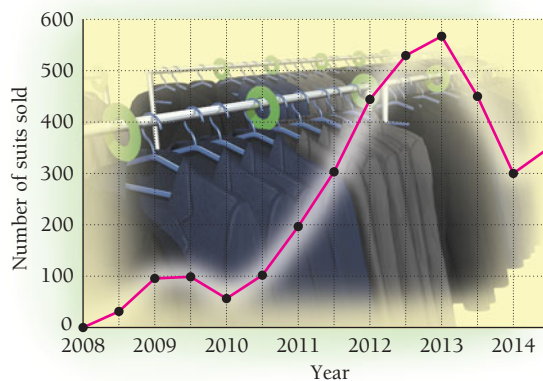
Quadratic,  $f(x) = ax^2 + bx + c, a > 0$

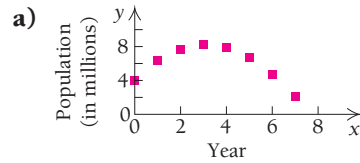
Quadratic,  $f(x) = ax^2 + bx + c, a < 0$

Polynomial, neither quadratic nor linear



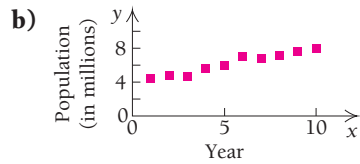
**e)** **ACTUAL AND PROJECTED ANNUAL SUIT SALES FOR RAGGS LTD.**



**Solution**

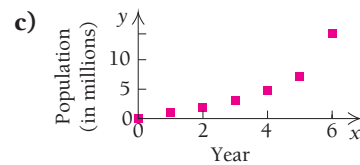
The data rise and then fall in a curved manner fitting a quadratic function,

$$f(x) = ax^2 + bx + c, a < 0.$$



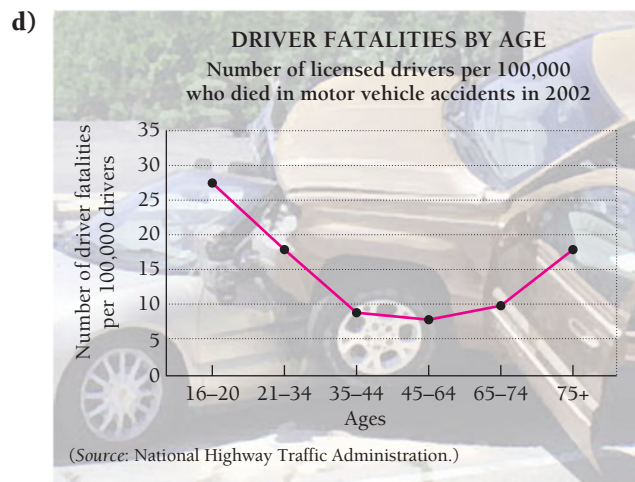
The data seem to fit a linear function,

$$f(x) = mx + b.$$



The data rise in a manner fitting the right-hand side of a quadratic function,

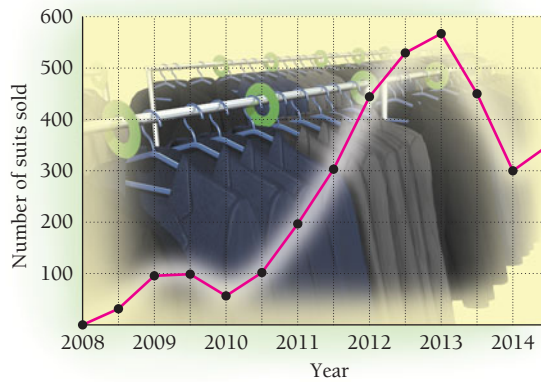
$$f(x) = ax^2 + bx + c, a > 0.$$



The data fall and then rise in a curved manner fitting a quadratic function,

$$f(x) = ax^2 + bx + c, a > 0.$$

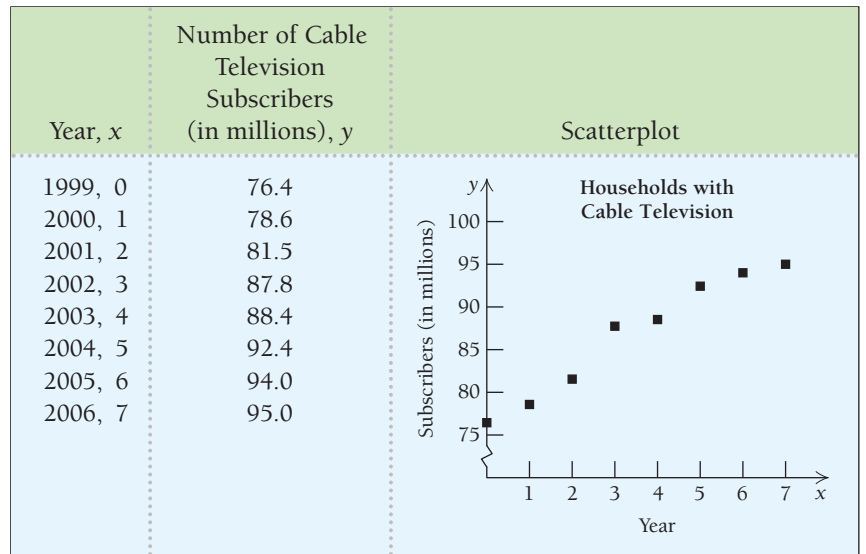
e) ACTUAL AND PROJECTED ANNUAL SUIT SALES FOR RAGGS LTD.



The data rise and fall more than once, so they do not fit a linear or quadratic function but might fit a polynomial function that is neither quadratic nor linear.

It is sometimes possible to find a mathematical model by graphing a set of data as a scatterplot, inspecting the graph to see if a known type of function seems to fit, and then using the data points to derive the equation of a specific function.

**EXAMPLE 2** Business: Cable TV Subscribers. The following table shows the number of U.S. households with cable television and a scatterplot of the data. It appears that the data can be represented or modeled by a linear function.



(Source: Nielsen Media Research.)

- a) Find a linear function that fits the data.
- b) Use the model to predict the number of cable TV subscribers in 2014.

**Solution**

- a) We can choose any two of the data points to determine an equation. Let's use (2, 81.5) and (6, 94.0).

We first determine the slope of the line:

$$m = \frac{94.0 - 81.5}{6 - 2} = \frac{12.5}{4} = 3.125.$$

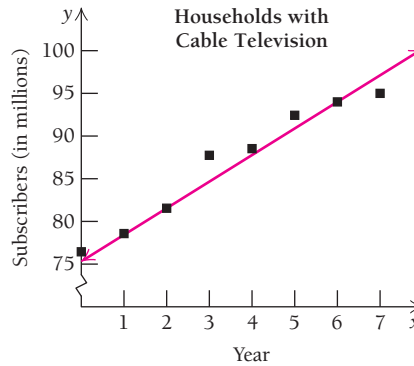
Then we substitute 3.125 for  $m$  and either of the points  $(2, 81.5)$  or  $(6, 94.0)$  for  $(x_1, y_1)$  in the point-slope equation. Using  $(6, 94.0)$ , we get

$$y - 94.0 = 3.125(x - 6),$$

which simplifies to

$$y = 3.125x + 75.25,$$

where  $x$  is the number of years after 1999 and  $y$  is in millions. We can then graph the linear equation  $y = 3.125x + 75.25$  on the scatterplot to see how it fits the data.



› Quick Check 1

**Business.** Repeat Example 2 using the data points  $(1, 78.6)$  and  $(7, 95.0)$ . Are the model and the result different from those in Example 2? This illustrates that a model and the predictions it makes are dependent on the pair of data points used.

- b) We can predict the number of cable subscribers in 2014 by substituting 15 for  $x$  in the model  $(2014 - 1999 = 15)$ :

$$\begin{aligned} y &= 3.125x + 75.25 && \text{Model} \\ &= 3.125(15) + 75.25 && \text{Substituting} \\ &\approx 122.1. && \text{Rounding to the nearest tenth} \end{aligned}$$

We can then predict that there will be about 122.1 million cable TV subscribers in 2014.

◀ Quick Check 1

TECHNOLOGY CONNECTION

Linear Regression: Fitting a Linear Function to Data

We now consider **linear regression**, the preferred method for fitting a linear function to a set of data. Although the complete basis for this method is discussed in Section 6.4, we consider it here because we can carry out the procedure easily using technology. One advantage of linear regression is that it uses *all* data points rather than just two.

**EXAMPLE Business: Cable TV Subscribers.** Consider the data in Example 2.

- Find the equation of the regression line for the given data. Then graph the regression line with the graph.
- Use the model to predict the number of cable TV subscribers in 2014. Compare your answer to that found in Example 2.

**Solution**

- To fit a linear function to the data using regression, we select the EDIT option of the STAT menu. We then enter

the data, entering the first coordinate for L1 and the second coordinate for L2.

- $(0, 76.4), (1, 78.6), (2, 81.5), (3, 87.8),$   
 $(4, 88.4), (5, 92.4), (6, 94.0), (7, 95.0)$

L1	L2	L3
0	76.4	
1	78.6	
2	81.5	
3	87.8	
4	88.4	
5	92.4	
6	94	
7	94	

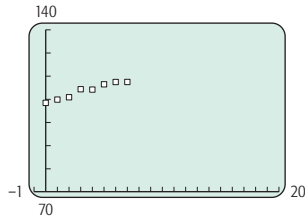
L2(7) = 94

L1	L2	L3	2
1	78.6		
2	81.5		
3	87.8		
4	88.4		
5	92.4		
6	94		
7	95		

L2(8) = 95

To view the data points, we turn on PLOT1 by pressing **ENTER** from  $y_1$  at the **Y=** screen and then pressing . To set the window, we could select the ZoomStat option of ZOOM. Instead, we select a  $[-1, 20, 70, 140]$  window.

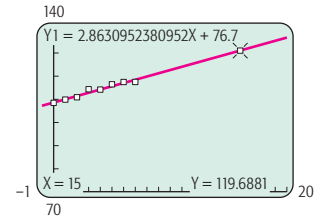
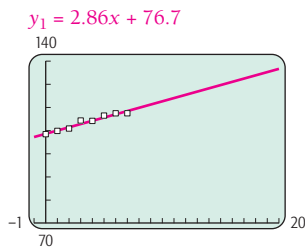
(continued)



To find the line that best fits the data, we press **STAT**, select **CALC**, then **LinReg(ax + b)**, and then press **ENTER**.

```
LinReg
y = ax + b
a = 2.863095238
b = 76.74166667
r2 = .9630983726
r = .9813757551
```

The equation of the regression is approximately  $y = 2.86x + 76.7$ . We enter this as  $y_1$  and press **GRAPH**.



Note that the result found using the regression equation, 119.7 million, is less than the 122.1 million found in Example 2. Statisticians might give more credence to the regression value because more data points were used to construct the equation.

**EXERCISE**

1. **Study time and test scores.** The data in the following table relate study time and test scores.

Study Time (in hours)	Test Grade (in percent)
7	83
8	85
9	88
10	91
11	?

b) To find, or predict, the number of U.S. households with cable television in 2014, we press **2ND**, **CALC**, **1**, and enter 15.

- a) Fit a regression line to the data. Then make a scatterplot of the data and graph the regression line with the scatterplot.
- b) Use the linear model to predict the test score received when one has studied for 11 hr.
- c) Discuss the appropriateness of a linear model of these data.

**EXAMPLE 3** Life Science: Hours of Sleep and Death Rate. In a study by Dr. Harold J. Morowitz of Yale University, data were gathered that showed the relationship between the death rate of men and the average number of hours per day that the men slept. These data are listed in the following table.

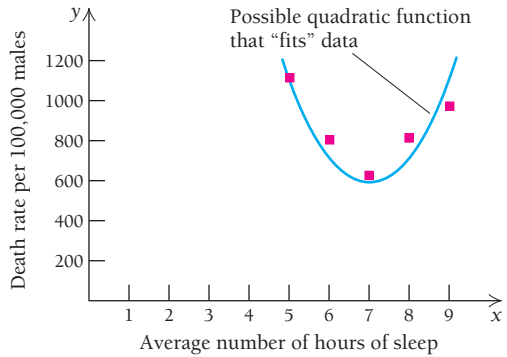


Average Number of Hours of Sleep, $x$	Death Rate per 100,000 Males, $y$
5	1121
6	805
7	626
8	813
9	967

(Source: Morowitz, Harold J., "Hiding in the Hammond Report," *Hospital Practice*.)

- a) Make a scatterplot of the data, and determine whether the data seem to fit a quadratic function.
- b) Find a quadratic function that fits the data.
- c) Use the model to find the death rate for males who sleep 2 hr, 8 hr, and 10 hr.

**Solution**



- a) The scatterplot is shown to the left. Note that the rate drops and then rises, which suggests that a quadratic function might fit the data.
- b) We consider the quadratic model,

$$y = ax^2 + bx + c \tag{1}$$

To derive the constants (or parameters)  $a$ ,  $b$ , and  $c$ , we use the three data points  $(5, 1121)$ ,  $(7, 626)$ , and  $(9, 967)$ . Since these points are to be solutions of equation (1), it follows that

$$\begin{aligned} 1121 &= a \cdot 5^2 + b \cdot 5 + c, & \text{or} & \quad 1121 = 25a + 5b + c, \\ 626 &= a \cdot 7^2 + b \cdot 7 + c, & \text{or} & \quad 626 = 49a + 7b + c, \\ 967 &= a \cdot 9^2 + b \cdot 9 + c, & \text{or} & \quad 967 = 81a + 9b + c. \end{aligned}$$

We solve this system of three equations in three variables using procedures of algebra and get

$$a = 104.5, b = -1501.5, \text{ and } c = 6016.$$

Substituting these values into equation (1), we get the function given by

$$y = 104.5x^2 - 1501.5x + 6016.$$

- c) The death rate for males who sleep 2 hr is given by

$$y = 104.5(2)^2 - 1501.5(2) + 6016 = 3431.$$

The death rate for males who sleep 8 hr is given by

$$y = 104.5(8)^2 - 1501.5(8) + 6016 = 692.$$

The death rate for males who sleep 10 hr is given by

$$y = 104.5(10)^2 - 1501.5(10) + 6016 = 1451.$$

◀ Quick Check 2

▶ Quick Check 2

**Life Science.** See the data on live births in the following Technology Connection. Use the data points  $(16, 34)$ ,  $(27, 113.9)$ , and  $(37, 35.4)$  to find a quadratic function that fits the data. Use the model to predict the average number of live births to women age 20.

**TECHNOLOGY CONNECTION**

**Mathematical Modeling Using Regression: Fitting Quadratic and Other Polynomial Functions to Data**

Regression can be extended to quadratic, cubic, and quartic polynomial functions.

**EXAMPLE** Life Science: Live Births to Women of Age  $x$ . The chart to the right relates the average number of live births to women of a particular age.

- a) Fit a quadratic function to the data using REGRESSION. Then make a scatterplot of the data and graph the quadratic function with the scatterplot.
- b) Fit a cubic function to the data using REGRESSION. Then make a scatterplot of the data and graph the cubic function with the scatterplot.

- c) Which function seems to fit the data better?

Age, $x$	Average Number of Live Births per 1000 women
16	34
18.5	86.5
22	111.1
27	113.9
32	84.5
37	35.4
42	6.8

(Source: Centers for Disease Control and Prevention.)

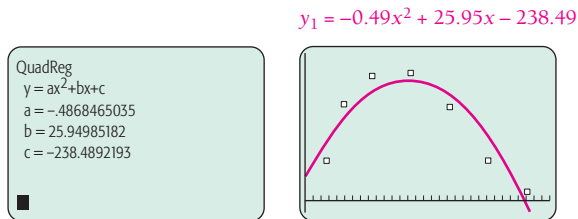
(continued)



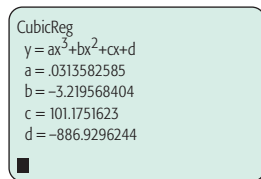
- d) Use the function from part (c) to estimate the average number of live births to women of ages 20 and 30.

**Solution** We proceed as follows.

- a) To fit a quadratic function using REGRESSION, the procedure is similar to what is outlined in the preceding Technology Connection on linear regression. We enter the data but select QuadReg instead of LinReg( $ax + b$ ). For the graph below, we used ZoomStat to set the window. We wrote  $y_1$  using approximations of  $a$ ,  $b$ , and  $c$  from the QuadReg screen.

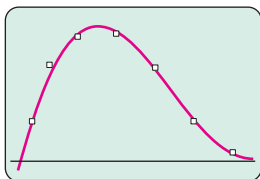


- b) To fit a cubic function, we select CubicReg and obtain the following:



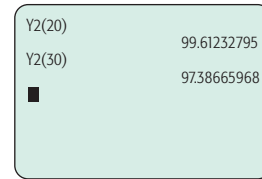
A convenient way to copy a regression function, in full detail, onto the Y= screen is to press  $\text{Y=}$ , move the cursor to Y2 (or wherever the function is to appear), press  $\text{VARS}$ , and select STATISTICS and then EQ and RegEq.

$$y_2 = 0.03135825845952x^3 - 3.219568404498x^2 + 101.17516232219x - 886.92962438781$$



- c) The graph of the cubic function seems to fit closer to the data points. Thus we choose it as a model.

- d) We press  $\text{2ND}$   $\text{QUIT}$  to leave the graph screen. Pressing  $\text{VARS}$  and selecting Y-VARS and then FUNCTION and Y2, we have  $Y2(20) \approx 99.6$  and  $Y2(30) \approx 97.4$  as shown.



The TRACE feature can also be used. Thus, the average number of live births is 99.6 per 1000 women age 20 and 97.4 per 1000 women age 30.

### EXERCISES

#### 1. Life science: live births.

- a) Use the REGRESSION feature to fit a quartic equation to the live-birth data. Make a scatterplot of the data. Then graph the quartic function with the scatterplot. Decide whether the quartic function gives a better fit than either the quadratic or the cubic function.
- b) Explain why the domain of the cubic live-birth function should probably be restricted to the interval  $[15, 45]$ .

#### 2. Business: median household income by age.

Age, $x$	Median Income in 2003
19.5	\$27,053
29.5	44,779
39.5	55,044
49.5	60,242
59.5	49,215
65	23,787

(Source: Based on data in the *Statistical Abstract of the United States, 2005*.)

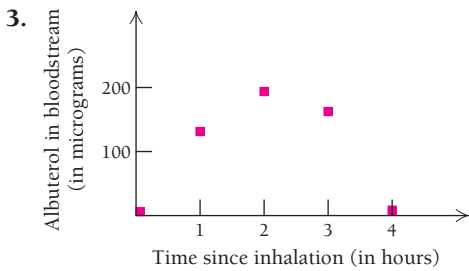
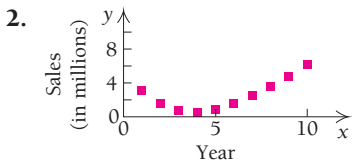
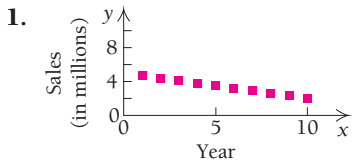
- a) Make a scatterplot of the data and fit a quadratic function to the data using QuadReg. Then graph the quadratic function with the scatterplot.
- b) Fit a cubic function to the data using CubicReg. Then graph the cubic function with the scatterplot.
- c) Fit a quartic function to the data using QuartReg. Then graph the quartic function with the scatterplot.
- d) Which of the quadratic, cubic, or quartic functions seems to best fit the data?
- e) Use the function from part (d) to estimate the median household income of people age 25; of people age 45.
3. **Life science: hours of sleep and death rate.** Repeat Example 3 using quadratic regression to fit a function to the data.



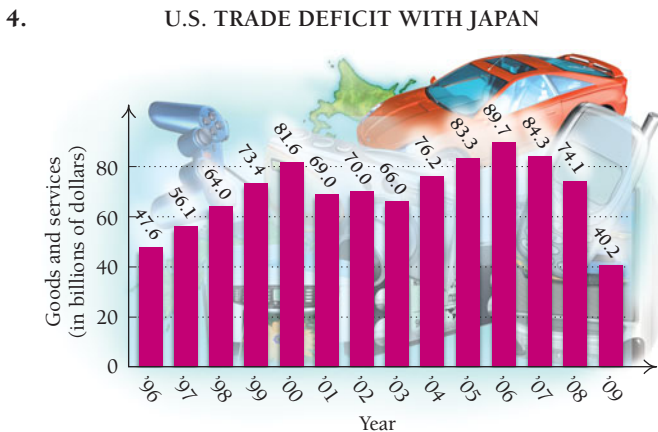
# EXERCISE SET R.6

**Choosing models.** For the scatterplots and graphs in Exercises 1–9, determine which, if any, of the following functions might be used as a model for the data:


- Linear,  $f(x) = mx + b$
- Quadratic,  $f(x) = ax^2 + bx + c, a > 0$
- Quadratic,  $f(x) = ax^2 + bx + c, a < 0$
- Polynomial, neither quadratic nor linear



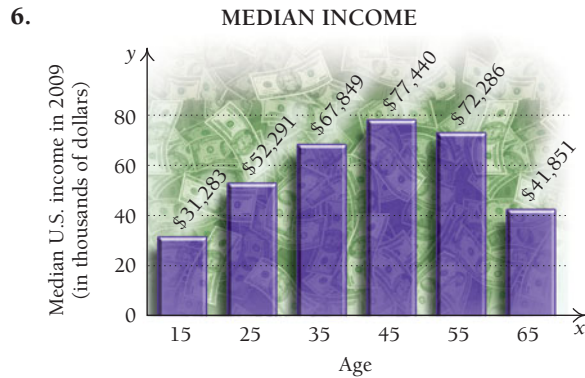
### Business and Economics



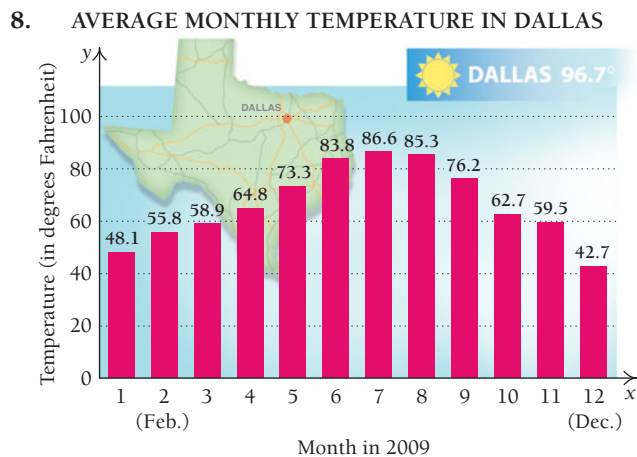
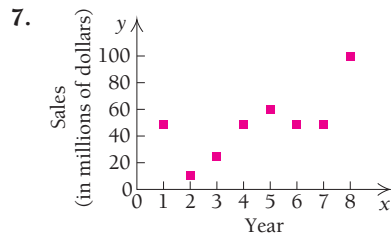
(Source: U.S. Census Bureau, Foreign Trade Statistics.)



(Source: *The Compendium of Professional Basketball*, by Robert D. Bradley, Xavier Press, 2010.)



(Source: U.S. Census Bureau.)



(Source: National Oceanic and Atmospheric Administration, National Weather Service Weather Forecast Office, Dallas/Ft. Worth, TX.)

9. PRIME INTEREST RATE (on first day of the month)



(Source: Federal Reserve Board.)

**APPLICATIONS**

*Business and Economics*

10. Prime interest rate.

- a) For the prime interest rate data in Exercise 9, find a linear function that fits the data using the values given for January 2008 and December 2008.
- b) Use the linear function to estimate the prime rate in June 2009.

11. Average salary in NBA. Use the data from the bar graph in Exercise 5.

- a) Find a linear function that fits the data using the average salaries given for the years 2000 and 2009. Use 0 for 2000 and 9 for 2009.
- b) Use the linear function to predict average salaries in 2012 and 2020.
- c) In what year will the average salary reach 9.0 million?

*Life and Physical Sciences*

12. Absorption of an asthma medication. Use the data from Exercise 3.

- a) Find a quadratic function that fits the data using the data points (0, 0), (2, 200), and (3, 167).
- b) Use the function to estimate the amount of albuterol in the bloodstream after 4 hr.
- c) Does it make sense to use this function for  $t = 6$ ? Why or why not?

13. Braking distance.

- a) Find a quadratic function that fits the following data.

Travel Speed (mph)	Braking Distance (ft)
20	25
40	105
60	300

(Source: New Jersey Department of Law and Public Safety.)

- b) Use the function to estimate the braking distance of a car that travels at 50 mph.
- c) Does it make sense to use this function when speeds are less than 15 mph? Why or why not?

14. Daytime accidents.

- a) Find a quadratic function that fits the following data.

Travel Speed (in km/h)	Number of Daytime Accidents (for every 200 million km driven)
60	100
80	130
100	200

- b) Use the function to estimate the number of daytime accidents that occur at 50 km/h for every 200 million km driven.

15. High blood pressure in women.

- a) Choose two points from the following data and find a linear function that fits the data.

Age of Female	Percentage of Females with High Blood Pressure
30	1.4
40	8.5
50	19.1
60	31.9
70	53.0

(Source: Based on data from Health United States 2005, CDC/NCHS.)

- b) Graph the scatterplot and the function on the same set of axes.
- c) Use the function to estimate the percent of 55-yr-old women with high blood pressure.

16. High blood pressure in men.





- a) Choose two points from the following data and find a linear function that fits the data.

Age of Male	Percentage of Males with High Blood Pressure
30	7.3
40	12.1
50	20.4
60	24.8
70	34.9

(Source: Based on data from Health United States 2005, CDC/NCHS.)


- b) Graph the scatterplot and the function on the same set of axes.
- c) Use the function to estimate the percent of 55-yr-old men with high blood pressure.

**SYNTHESIS**


-  17. Suppose that you have just 3 or 4 data points. Why might it make better sense to use a linear function rather than a quadratic or cubic function that fits these data more closely?
-  18. When modeling the number of hours of daylight for the dates April 22 to August 22, which would be a better choice: a linear function or a quadratic function? Explain.
-  19. Explain the restrictions that should be placed on the domain of the quadratic function found in Exercise 12 and why such restrictions are needed.
-  20. Explain the restrictions that should be placed on the domain of the quadratic function found in Exercise 13 and why such restrictions are needed.

**TECHNOLOGY CONNECTION**

21. **Business: prime interest rate.**
- Use regression to fit a linear function to the data in Exercise 9.
  - Use the function to estimate the prime rate in June 2009.
  - Compare your answers to those found in Exercise 10. Which is more accurate?

- Fit a cubic function to the data and use it to estimate the prime rate in June 2009.
-  Is a linear or cubic model more appropriate for this set of data? Explain.

22. **Business: trade deficit with Japan.**

- Use regression to fit a cubic function to the data in Exercise 4. Let  $x$  be the number of years after 1996.
- Use the function to estimate the trade deficit with Japan in 2012.
-  Why might a linear function be a more logical choice than a cubic function for modeling this set of data?

**Answers to Quick Checks**

- $y = 2.733x + 75.869$ ; 116.864 million cable TV subscribers. The model is different, and the prediction is lower.
- $y = -0.7197x^2 + 38.2106x - 393.1272$ ; 83.2 live births per 1000 women age 20.

# CHAPTER R SUMMARY

## KEY TERMS AND CONCEPTS

### SECTION R.1

To **graph** an ordered pair  $(x, y)$ , move  $x$  units horizontally, then  $y$  units vertically, depending on whether the coordinates are positive, negative, or zero.

A **solution** of an equation in two variables is an ordered pair of numbers that, when substituted for the variables, forms a true equation. The **graph** of an equation is a drawing that represents all ordered pairs that are solutions of the equation.

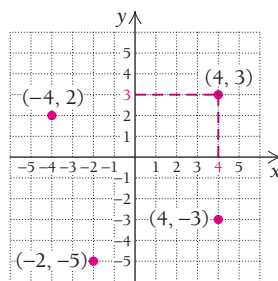
### SECTION R.2

The mathematics used to represent the essential features of an applied problem comprise a **mathematical model**.

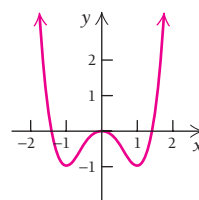
A **function** is a correspondence between a first set, called a **domain**, and a second set, called a **range**, such that each member of the domain corresponds to *exactly one* member of the range.

Function notation permits us to easily determine what member of the range, **output**, is paired with a member of the domain, **input**.

## EXAMPLES

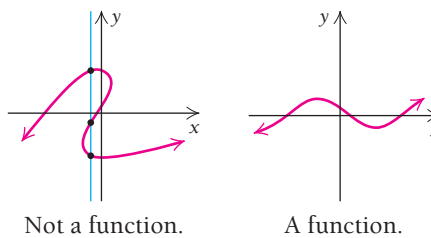


This is the graph of the equation  $y = x^4 - 2x^2$ .



**Business.** The equation  $A = \$1000\left(1 + \frac{i}{4}\right)^{7 \times 4}$  can be used to estimate the amount  $A$ , in dollars, to which \$1000 will grow in 7 years, at interest rate  $i$ , compounded quarterly.

A graph represents a function if it is impossible to draw a vertical line that crosses the graph more than once.



The function given by  $f(x) = x^2 - 5x - 8$  allows us to determine what member of the range is paired with the number 2 of the domain:

$$\begin{aligned} f(x) &= x^2 - 5x - 8, \\ f(2) &= 2^2 - 5(2) - 8 \\ &= 4 - 10 - 8 \\ &= -14 \end{aligned}$$

(continued)

## KEY TERMS AND CONCEPTS

## SECTION R.2 (continued)

In calculus, it is important to be able to simplify an expression like

$$\frac{f(x+h) - f(x)}{h}$$

A function that is defined piecewise specifies different rules for parts of the domain.

## EXAMPLES

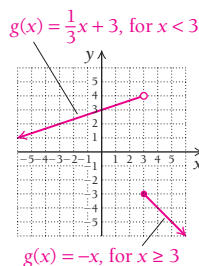
For  $f(x) = x^2 - 5x - 8$ ,

$$\begin{aligned} \frac{f(x+h) - f(x)}{h} &= \frac{[(x+h)^2 - 5(x+h) - 8] - f(x)}{h} \\ &= \frac{x^2 + 2xh + h^2 - 5x - 5h - 8 - [x^2 - 5x - 8]}{h} \\ &= \frac{x^2 + 2xh + h^2 - 5x - 5h - 8 - x^2 + 5x + 8}{h} \\ &= \frac{2xh + h^2 - 5h}{h} \\ &= \frac{h(2x + h - 5)}{h} \\ &= 2x + h - 5, \quad x \neq 0 \end{aligned}$$

The graph of

$$g(x) = \begin{cases} \frac{1}{3}x + 3, & \text{for } x < 3, \\ -x, & \text{for } x \geq 3, \end{cases}$$

is



We graph  $\frac{1}{3}x + 3$  only for inputs  $x$  less than 3. We graph  $-x$  only for inputs  $x$  greater than or equal to 3.

## SECTION R.3

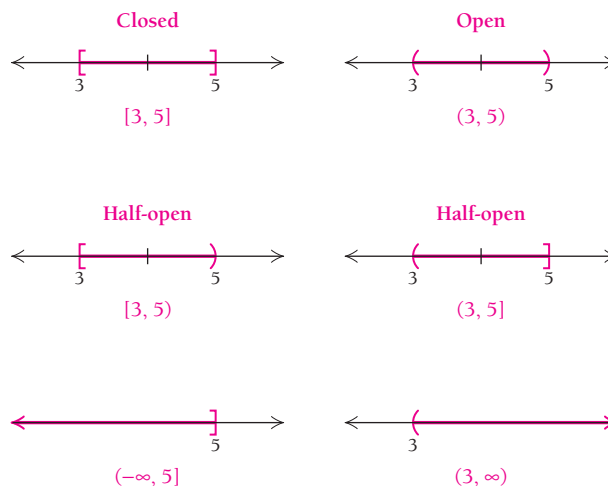
The domain of any function is a set, or collection of objects. In this book, the domain is usually a set of real numbers.

There are three ways of naming sets:

**Roster Notation:**  $\{-2, 5, 9, \pi\}$

**Set-Builder Notation:**  $\{x \mid x \text{ is a real number and } x \geq 3\}$

**Interval Notation:**



**KEY TERMS AND CONCEPTS**

For a function given by an equation or formula, the domain is the largest set of real numbers (inputs) for which function values (outputs) can be calculated.

**EXAMPLES****Function**

$$f(x) = \frac{8x}{x^2 - 9} = \frac{8x}{(x - 3)(x + 3)}$$

$$g(x) = \sqrt{10 - 5x}$$

$$h(x) = |x - 3| + 5x^2$$

**Domain**

All real numbers except  $-3$  and  $3$ .

All real numbers  $x$  for which  $10 - 5x \geq 0$  or  $10 \geq 5x$  or  $2 \geq x$ . The domain is  $(-\infty, 2]$ .

All real numbers,  $\mathbb{R}$ .

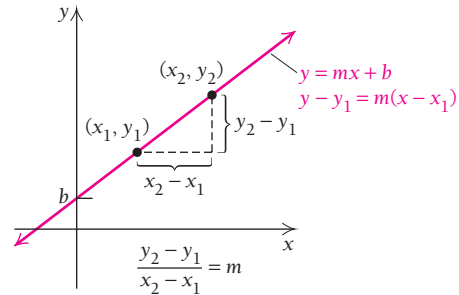
**SECTION R.4**

The **slope**  $m$  of the line containing the points  $(x_1, y_1)$  and  $(x_2, y_2)$  is given by

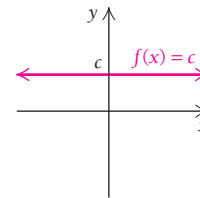
$$m = \frac{y_2 - y_1}{x_2 - x_1}$$

and can be regarded as **average rate of change**. The graph of an equation  $f(x) = mx + b$ , called **slope–intercept form**, is a line with slope  $m$  and **y-intercept**  $(0, b)$ .

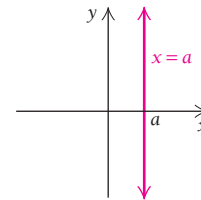
The graph of an equation  $y - y_1 = m(x - x_1)$ , called **point–slope form**, is a line with slope  $m$  passing through the point  $(x_1, y_1)$ .



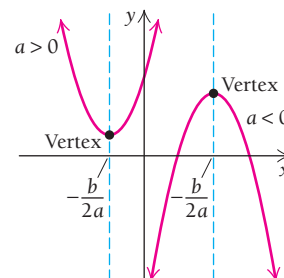
The graph of a **constant function**, given by  $f(x) = c$ , is a horizontal line.



The graph of an equation of the form  $x = a$  is a vertical line and is not a function.

**SECTION R.5**

The graph of a **quadratic function**  $f(x) = ax^2 + bx + c$  is a **parabola** with a **vertex** at  $\left(-\frac{b}{2a}, f\left(-\frac{b}{2a}\right)\right)$ . The graph opens **upward** if  $a > 0$  and **downward** if  $a < 0$ . It is an example of a nonlinear function or model.



(continued)

## KEY TERMS AND CONCEPTS

## SECTION R.5 (continued)

The  $x$ -intercepts of the graph of a quadratic equation,  $f(x) = ax^2 + bx + c$ , are the solutions of  $ax^2 + bx + c = 0$  and are given by the quadratic formula

$$x = \frac{-b \pm \sqrt{b^2 - 4ac}}{2a}.$$

A **polynomial function** is a function like those shown at the right.

**Power functions** are polynomial functions of the form  $f(x) = ax^n$ , where  $n$  is a positive integer.

A **rational function** is a function given by the quotient of two polynomials.

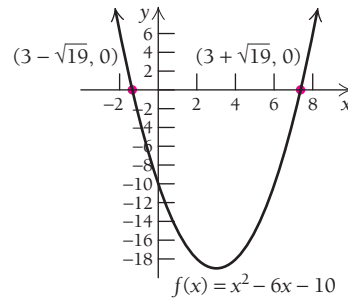
The domain of a rational function is restricted to those input values that do not result in division by zero.

## EXAMPLES

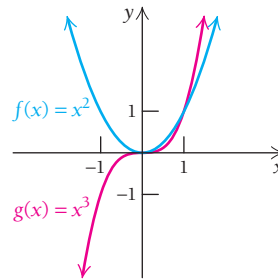
The  $x$ -intercepts of  $f(x) = x^2 - 6x - 10$  are found by solving  $x^2 - 6x - 10 = 0$ . They are

$$\frac{-b + \sqrt{b^2 - 4ac}}{2a} = \frac{-(-6) + \sqrt{(-6)^2 - 4(1)(-10)}}{2(1)} = 3 + \sqrt{19}, \text{ and}$$

$$\frac{-b - \sqrt{b^2 - 4ac}}{2a} = \frac{-(-6) - \sqrt{(-6)^2 - 4(1)(-10)}}{2(1)} = 3 - \sqrt{19}.$$

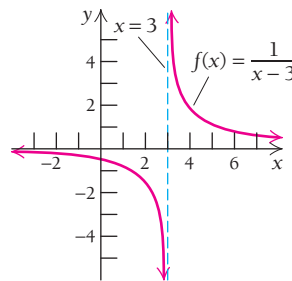


$f(x) = -8$ , constant,  
 $g(x) = 3x - 7$ , linear,  
 $h(x) = x^2 - 6x - 10$ , quadratic,  
 $p(x) = 2x^3 - 7x + 0.23x - 10$ , cubic.



$$g(x) = \frac{x^2 - 9}{x + 3}, \quad h(x) = \frac{x^3 - 4x^2 + x - 5}{x^2 - 6x - 10},$$

$$f(x) = \frac{x^3 - 4x^2 + x - 5}{1} = x^3 - 4x^2 + x - 5.$$



The domain is the set of all real numbers except 3, or  $(-\infty, 3) \cup (3, \infty)$ .

**KEY TERMS AND CONCEPTS**

An **absolute-value function** is described using absolute value symbols.

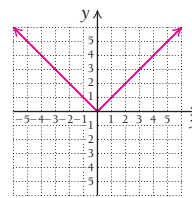
A **square-root function** is a function described using a square root symbol.

The variable  $y$  **varies directly** as  $x$  if there exists some positive constant  $m$  for which  $y = mx$ . We say that  $m$  is the **variation constant**.

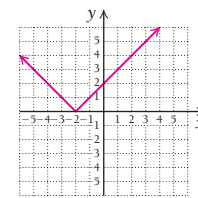
**Total profit** is the difference between **total revenue** and **total cost**.

The value  $x$  at which  $P(x) = 0$  is the **break-even value**.

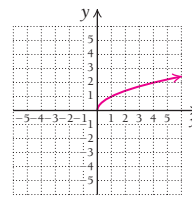
The point at which consumer's demand and producer's supply is the same is called an **equilibrium point**.

**EXAMPLES**

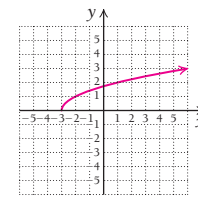
$$f(x) = |x|$$



$$g(x) = |x - 2|$$



$$f(x) = \sqrt{x}$$

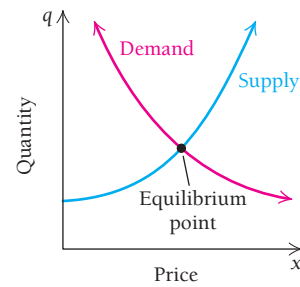


$$g(x) = \sqrt{x + 3}$$

$$y = 3.14x, \quad A = 1.08t, \quad I = kR, \quad y = \frac{1}{3}x$$

For  $P(x) = R(x) - C(x)$ ,  $R(x) = 84x$ , and  $C(x) = 28x + 56,000$ , the break-even value is found as follows:

$$\begin{aligned} R(x) &= C(x) \\ 84x &= 28x + 56,000 \\ 56x &= 56,000 \\ x &= 10,000. \end{aligned}$$



(continued)



**KEY TERMS AND CONCEPTS**

**EXAMPLES**

**SECTION R.6**

When real-world data are available, we can form a scatterplot and decide which, if any, of the graphs in this chapter best models the situation. Then we can use an appropriate model to make predictions.

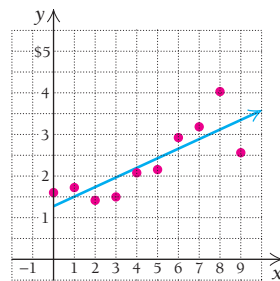
**Business.**

**Average Gasoline Prices, 2000–2009**

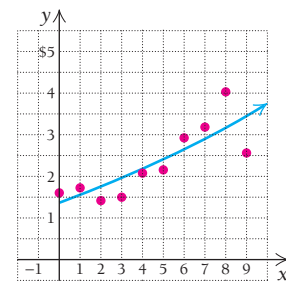
Year, $x$	Price per Gallon
2000, 0	\$1.60
2001, 1	1.72
2002, 2	1.43
2003, 3	1.51
2004, 4	2.08
2005, 5	2.16
2006, 6	2.94
2007, 7	3.20
2008, 8	4.03
2009, 9	2.57

(Source: U.S. Department of Energy.)

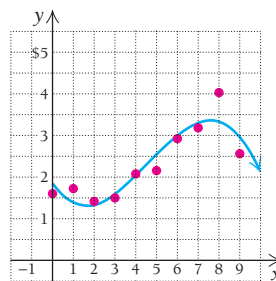
*Linear Model*



*Quadratic Model*



*Cubic Model*



# CHAPTER R

## REVIEW EXERCISES

These review exercises are for test preparation. They can also be used as a practice test. Answers are at the back of the book. The blue bracketed section references tell you what part(s) of the chapter to restudy if your answer is incorrect.

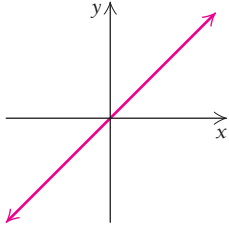
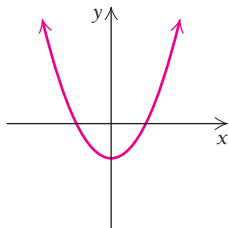
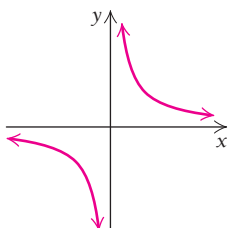
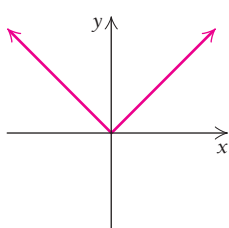
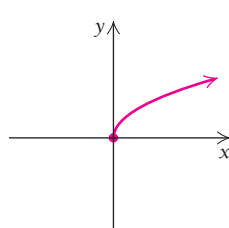
### CONCEPT REINFORCEMENT

For each equation in column A, select the most appropriate graph in column B. [R.1, R.4, R.5]

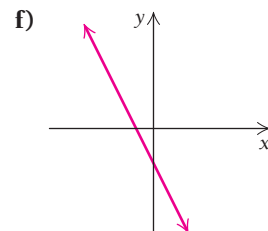
#### Column A

1.  $y = |x|$
2.  $f(x) = x^2 - 1$
3.  $y = -2x - 1$
4.  $y = x$
5.  $g(x) = \sqrt{x}$

#### Column B

- a) 
- b) 
- c) 
- d) 
- e) 

6.  $f(x) = \frac{1}{x}$

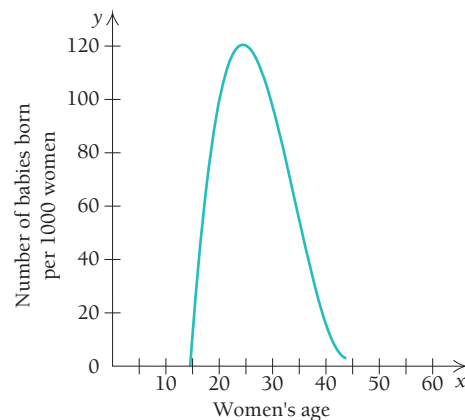


In Exercises 7–14, classify each statement as either true or false.

7. The graph of an equation is a drawing that represents all ordered pairs that are solutions of the equation. [R.1]
8. If  $f(-3) = 5$  and  $f(3) = 5$ , then  $f$  cannot be a function. [R.2]
9. The notation  $(3, 7)$  can represent a point or an interval. [R.3]
10. An equation of the form  $y - y_1 = m(x - x_1)$  has a graph that is a line of slope  $m$  passing through  $(x_1, y_1)$ . [R.4]
11. The graph of an equation of the form  $f(x) = ax^2 + bx + c$  has its vertex at  $x = b/(2a)$ . [R.5]
12. A scatterplot is a random collection of points near a line. [R.6]
13. Unless stated otherwise, the domain of a polynomial function is the set of all real numbers. [R.5]
14. The graph of a constant function has a slope of 0. [R.4]

### REVIEW EXERCISES

15. **Life science: babies born to women of age  $x$ .** The following graph relates the number of babies born per 1000 women to the women's age. [R.1, R.3]




Use the graph to answer the following.

- a) What is the incidence of babies born to women of age 35?
- b) For what ages are approximately 100 babies born per every 1000 women?
- c) Make an estimate of the domain of the function, and explain why it should be so.

16. **Business: compound interest.** Suppose that \$1100 is invested at 5%, compounded semiannually. How much is in the account at the end of 4 yr? [R.1]

17. **Finance: compound interest.** Suppose that \$4000 is borrowed at 12%, compounded annually. How much is owed at the end of 2 yr? [R.1]

18. Is the following correspondence a function? Why or why not? [R.2]



19. A function is given by  $f(x) = -x^2 + x$ . Find each of the following. [R.2]

- a)  $f(3)$
- b)  $f(-5)$
- c)  $f(a)$
- d)  $f(x + h)$

Graph. [R.5]

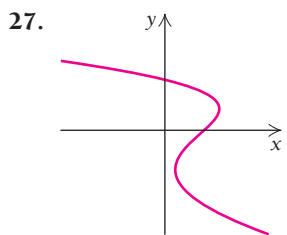
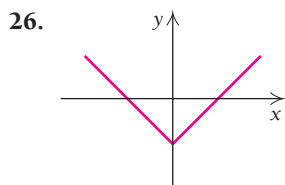
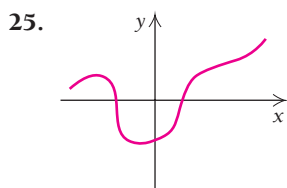
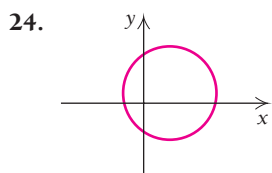
20.  $y = |x + 1|$

21.  $f(x) = (x - 2)^2$

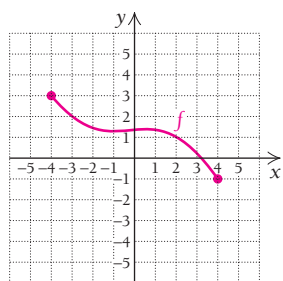
22.  $f(x) = \frac{x^2 - 16}{x + 4}$

23.  $g(x) = \sqrt{x} + 1$

Use the vertical-line test to determine whether each of the following is the graph of a function. [R.2]



28. For the graph of function  $f$  shown to the right, determine (a)  $f(2)$ ; (b) the domain; (c) all  $x$ -values such that  $f(x) = 2$ ; and (d) the range. [R.3]

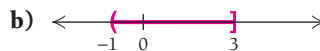
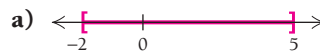


29. Consider the function given by

$$f(x) = \begin{cases} -x^2 + 2, & \text{for } x < 1, \\ 4, & \text{for } 1 \leq x < 2, \\ \frac{1}{2}x, & \text{for } x \geq 2. \end{cases}$$

- a) Find  $f(-1)$ ,  $f(1.5)$ , and  $f(6)$ . [R.2]
- b) Graph the function. [R.2]

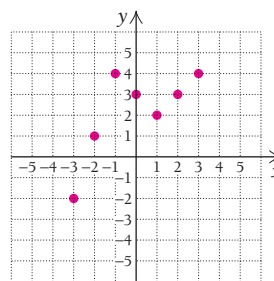
30. Write interval notation for each graph. [R.3]



31. Write interval notation for each of the following. Then graph the interval on a number line. [R.3]

- a)  $\{x | -4 \leq x < 5\}$
- b)  $\{x | x > 2\}$

32. For the function graphed below, determine (a)  $f(-3)$ ; (b) the domain; (c) all  $x$ -values for which  $f(x) = 4$ ; (d) the range. [R.3]



33. Find the domain of  $f$ . [R.3, R.5]

a)  $f(x) = \frac{7}{2x - 10}$

b)  $f(x) = \sqrt{x + 6}$

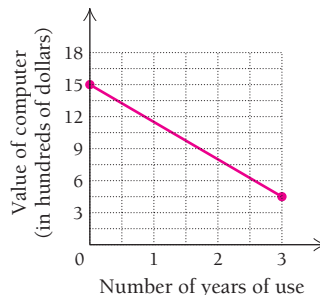
34. What are the slope and the  $y$ -intercept of  $y = -3x + 2$ ? [R.4]

35. Find an equation of the line with slope  $\frac{1}{4}$ , containing the point  $(8, -5)$ . [R.4]

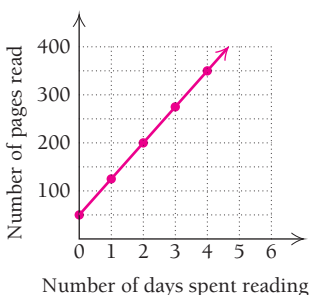
36. Find the slope of the line containing the points  $(2, -5)$  and  $(-3, 10)$ . [R.4]

Find the average rate of change. [R.4]

37.



38.



39. **Business: shipping charges.** The amount  $A$  that Pet-Treats-to-U charges for shipping is directly proportional to the value  $V$  of the item(s) being shipped. If the business charges \$2.10 to ship a \$60 gift basket, find an equation of variation expressing  $A$  as a function of  $V$ . [R.4]

40. **Business: profit-and-loss analysis.** The band Soul Purpose has fixed costs of \$4000 for producing a new CD. Thereafter, the variable costs are \$0.50 per CD, and the CD will sell for \$10. [R.4]

- Find and graph  $C(x)$ , the total cost of producing  $x$  CDs.
- Find and graph  $R(x)$ , the total revenue from the sale of  $x$  CDs. Use the same axes as in part (a).
- Find and graph  $P(x)$ , the total profit from the production and sale of  $x$  CDs. Use the same axes as in part (b).
- How many CDs must the band sell in order to break even?

41. Graph each pair of equations on one set of axes. [R.5]

- $y = \sqrt{x}$  and  $y = \sqrt{x} - 3$
- $y = x^3$  and  $y = (x - 1)^3$

42. Graph each of the following. If the graph is a parabola, identify the vertex. [R.5]

- $f(x) = x^2 - 6x + 8$
- $g(x) = \sqrt[3]{x} + 2$
- $y = -\frac{1}{x}$
- $y = \frac{x^2 + x - 6}{x - 2}$

43. Solve each of the following. [R.5]

- $5 + x^2 = 4x + 2$
- $2x^2 = 4x + 3$

44. Rewrite each of the following as an equivalent expression with rational exponents. [R.5]

- $\sqrt[5]{x^4}$
- $\sqrt{t^8}$
- $\frac{1}{\sqrt[3]{m^2}}$
- $\frac{1}{\sqrt{x^2 - 9}}$

45. Rewrite each of the following as an equivalent expression using radical notation. [R.5]

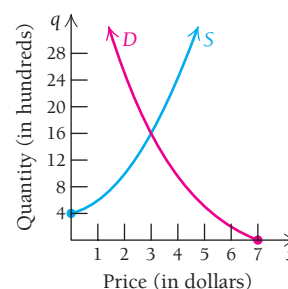
- $x^{2/5}$
- $m^{-3/5}$
- $(x^2 - 5)^{1/2}$
- $\frac{1}{t^{-1/3}}$

46. Determine the domain of the function given by  $f(x) = \sqrt[8]{2x - 9}$ . [R.5]

47. **Economics: equilibrium point.** Find the equilibrium point for the given demand and supply functions. [R.5]

$$\text{Demand: } q = (x - 7)^2$$

$$\text{Supply: } q = x^2 + x + 4 \text{ (assume } x \leq 7)$$



48. **Trail maintenance.** The amount of time required to maintain a section of the Appalachian Trail varies inversely as the number of volunteers working. If a particular section of trail can be cleared in 4 hr by 9 volunteers, how long would it take 11 volunteers to clear the same section? [R.5]

49. **Life science: maximum heart rate.** A person exercising should not exceed a maximum heart rate, which depends on his or her gender, age, and resting heart rate. The following table shows data relating resting heart rate and maximum heart rate for a 20-yr-old woman. [R.6]

Resting Heart Rate, $r$ (in beats per minute)	Maximum Heart Rate, $M$ (in beats per minute)
50	170
60	172
70	174
80	176

(Source: American Heart Association.)

- Using the data points (50, 170) and (80, 176), find a linear function that fits the data.
- Graph the scatterplot and the function on the same set of axes.
- Use the function to predict the maximum heart rate of a woman whose resting heart rate is 67.

50. **Business: ticket profits.** The Spring Valley Drama Troupe is performing a new play. Data relating the daily profit  $P$  to the number of days after opening night are given below. [R.6]

Days, $x$	0	9	18	27	36	45
Profit, $P$ (in dollars)	870	548	-100	-100	510	872

- Make a scatterplot of the data.
- Decide whether the data seem to fit a quadratic function.
- Using the data points (0, 870), (18, -100), and (45, 872), find a quadratic function that fits the data.

- d) Use the function to estimate the profit made on the 30th day.
- e) Make an estimate of the domain of this function. Explain its restrictions.

**SYNTHESIS**

51. **Economics: demand.** The demand function for Clifton Cheddar Cheese is given by
- $$\text{Demand: } q = 800 - x^3, \quad 0 \leq x \leq 9.28,$$
- where  $x$  is the price per pound and  $q$  is in thousands of pounds.
- a) Find the number of pounds sold when the price per pound is \$6.50.
  - b) Find the price per pound when 720,000 lb are sold.

**TECHNOLOGY CONNECTION**



Graph the function and find the zeros, the domain, and the range. [R.5]

- 52.  $f(x) = x^3 - 9x^2 + 27x + 50$
- 53.  $f(x) = \sqrt[3]{|4 - x^2|} + 1$
- 54. Approximate the point(s) of intersection of the graphs of the two functions in Exercises 52 and 53. [R.5]
- 55. **Life science: maximum heart rate.** Use the data in Exercise 49. [R.6]
  - a) Use regression to fit a linear function to the data.
  - b) Use the linear function to predict the maximum heart rate of a woman whose resting heart rate is 67.
  - c) Compare your answer to that found in Exercise 49. Are the answers equally reliable? Why or why not?

56. **Business: ticket profits.** Use the data in Exercise 50. [R.6]
- a) Use regression to fit a quadratic function to the data.
  - b) Use the function to estimate the profit made on the 30th day.
  - c) What factors might cause the Spring Valley Drama Troupe's profit to drop and then rise?
57. **Social sciences: time spent on home computer.** The data in the table below relate the average number of minutes spent per month on a home computer,  $A$ , to a person's age,  $x$ . [R.6]
- a) Use regression to fit linear, quadratic, cubic, and quartic functions to the data.
  - b) Make a scatterplot of the data and graph each function on the scatterplot.
  - c) Which function fits the data best? Why?

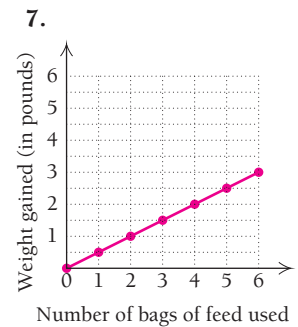
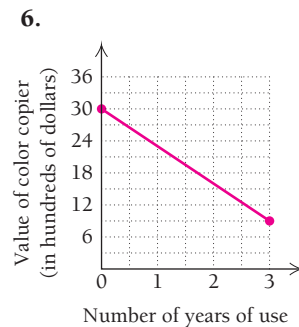
Age (in years)	Average Use (in minutes per month)
6.5	363
14.5	645
21	1377
29.5	1727
39.5	1696
49.5	2052
55	2299

(Source: Media Matrix; The PC Meter Company.)

**CHAPTER R  
TEST**

- 1. **Business: compound interest.** A person made an investment at 6.5% compounded annually. It has grown to \$798.75 in 1 yr. How much was originally invested?
- 2. A function is given by  $f(x) = -x^2 + 5$ . Find:
  - a)  $f(-3)$
  - b)  $f(a + h)$ .
- 3. What are the slope and the  $y$ -intercept of  $y = \frac{4}{5}x - \frac{2}{3}$ ?
- 4. Find an equation of the line with slope  $\frac{1}{4}$ , containing the point  $(-3, 7)$ .
- 5. Find the slope of the line containing the points  $(-9, 2)$  and  $(3, -4)$ .

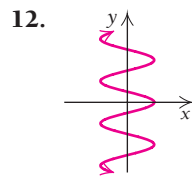
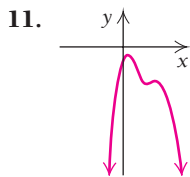
Find the average rate of change.



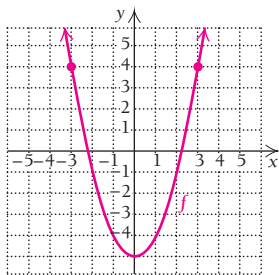
8. **Life science: body fluids.** The weight  $F$  of fluids in a human is directly proportional to body weight  $W$ . It is known that a person who weighs 180 lb has 120 lb of fluids. Find an equation of variation expressing  $F$  as a function of  $W$ .
9. **Business: profit-and-loss analysis.** A printing shop has fixed costs of \$8000 for producing a newly designed note card. Thereafter, the variable costs are \$0.08 per card. The revenue from each card is expected to be \$0.50.
- Formulate a function  $C(x)$  for the total cost of producing  $x$  cards.
  - Formulate a function  $R(x)$  for the total revenue from the sale of  $x$  cards.
  - Formulate a function  $P(x)$  for the total profit from the production and sale of  $x$  cards.
  - How many cards must the company sell in order to break even?
10. **Economics: equilibrium point.** Find the equilibrium point for these demand and supply functions:
- Demand:  $q = (x - 8)^2, 0 \leq x \leq 8,$   
Supply:  $q = x^2 + x + 13,$

given that  $x$  is the unit price, in dollars, and  $q$  is the quantity demanded or supplied, in thousands.

Use the vertical-line test to determine whether each of the following is the graph of a function.



13. For the following graph of a quadratic function  $f$ , determine (a)  $f(1)$ ; (b) the domain; (c) all  $x$ -values such that  $f(x) = 4$ ; and (d) the range.



14. Graph:  $f(x) = 8/x$ .
15. Convert to rational exponents:  $1/\sqrt{t}$ .
16. Convert to radical notation:  $t^{-3/5}$ .
17. Graph:  $f(x) = \frac{x^2 - 1}{x + 1}$ .

Determine the domain of each function.

18.  $f(x) = \frac{x^2 + 20}{x^2 + 5x - 14}$       19.  $f(x) = \frac{x}{\sqrt{3x + 6}}$

20. Write interval notation for the following graph.



21. Graph:

$$f(x) = \begin{cases} x^2 + 2, & \text{for } x \geq 0, \\ x^2 - 2, & \text{for } x < 0. \end{cases}$$

22. **Nutrition.** As people age, their daily caloric needs change. The following table shows data for physically active females, relating age to number of calories needed daily.

Age	Number of Calories Needed Daily
6	1800
11	2200
16	2400
24	2400
41	2200

(Source: Based on data from U.S. Department of Agriculture.)

- Make a scatterplot of the data.
- Do the data appear to fit a quadratic function?
- Using the data points (6, 1800), (16, 2400), and (41, 2200), find a quadratic function that fits the data.
- Use the function from part (c) to predict the number of calories needed daily by a physically active 30-yr-old woman.
- Estimate the domain of the function from part (a). Explain its restrictions.

## SYNTHESIS

23. Simplify:  $(64^{4/3})^{-1/2}$ .
24. Find the domain and the zeros of the function given by  $f(x) = (5 - 3x)^{1/4} - 7$ .
25. Write an equation that has exactly three solutions:  $-3$ ,  $1$ , and  $4$ . Answers will vary.
26. A function's average rate of change over the interval  $[1, 5]$  is  $-\frac{3}{7}$ . If  $f(1) = 9$ , find  $f(5)$ .

## TECHNOLOGY CONNECTION



27. Graph the function and find the zeros and the domain and the range:
- $$f(x) = \sqrt[3]{|9 - x^2|} - 1.$$
28. **Nutrition.** Use the data in Exercise 22.
- Use REGRESSION to fit a quadratic function to the data.
  - Use the function from part (a) to predict the number of calories needed daily by a physically active 30-yr-old woman.
  - Compare your answer from part (b) with that from part (d) of Exercise 22. Which answer do you feel is more accurate? Why?

## Average Price of a Movie Ticket

*Extended Technology Applications occur at the end of each chapter. They are designed to consider certain applications in greater depth, make use of calculator skills, and allow for possible group or collaborative learning.*

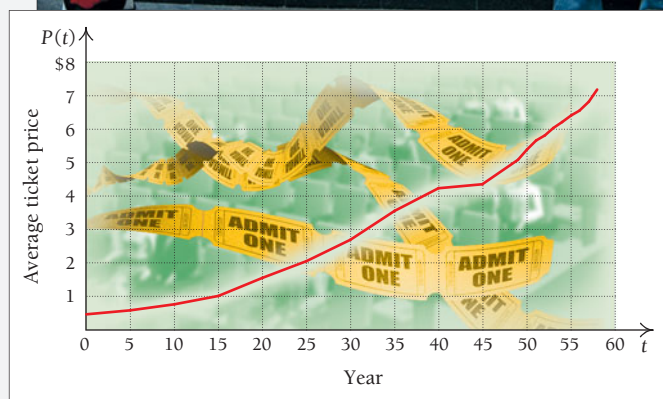
Have you noticed that the price of a movie ticket seems to increase? The table and graph that follow show

the average price of a movie ticket for the years 1950 to 2008.

How much did you pay the last time you went to the movies in the evening (not a matinee)? The average prices in the table may seem low, but they reflect discounts for matinees and children's and senior citizens' tickets. Let's use our skills with REGRESSION to analyze the data.



YEAR, $t$	AVERAGE TICKET PRICE, $P(t)$
1950, 0	\$ 0.46
1955, 5	0.58
1960, 10	0.76
1965, 15	1.01
1970, 20	1.55
1975, 25	2.05
1980, 30	2.69
1985, 35	3.55
1990, 40	4.23
1995, 45	4.35
1999, 49	5.08
2000, 50	5.39
2001, 51	5.66
2002, 52	5.81
2003, 53	6.03
2004, 54	6.21
2005, 55	6.41
2006, 56	6.55
2007, 57	6.88
2008, 58	7.18



(Source: Motion Picture Association of America.)

## EXERCISES

1. **a)** Using REGRESSION, find a linear function that fits the data.  
**b)** Graph the linear function.  
**c)** Use the linear function to predict the average price of a movie ticket in 2012 and in 2020. Do these estimates appear reasonable?  
**d)** Use the function to predict when the average price of a ticket will reach \$20. Does this estimate seem reasonable?
2. **a)** Using REGRESSION, find a quadratic function,  

$$y = ax^2 + bx + c,$$
that fits the data.  
**b)** Graph the quadratic function.  
**c)** Use the quadratic function to predict the average price of a movie ticket in 2012 and in 2020. Do these estimates appear reasonable?  
**d)** Use the function to predict when the average price of a ticket will reach \$20. Does this estimate seem reasonable?
3. **a)** Using REGRESSION, find a cubic function,  

$$y = ax^3 + bx^2 + cx + d,$$
that fits the data.  
**b)** Graph the cubic function.  
**c)** Use the cubic function to predict the average price of a movie ticket in 2012 and in 2020. Do these estimates appear reasonable?  
**d)** Use the function to predict when the average price of a ticket will reach \$20. Does this estimate seem reasonable?
4. **a)** Using REGRESSION, find a quartic function,  

$$y = ax^4 + bx^3 + cx^2 + dx + e,$$
that fits the data.  
**b)** Graph the quartic function.  
**c)** Use the quartic function to predict the average price of a movie ticket in 2012 and in 2020. Do these estimates appear reasonable?  
**d)** Use the function to predict when the average price of a ticket will reach \$20. Does this estimate seem reasonable?
5. You are a research statistician assigned the task of making an accurate prediction of movie ticket prices.
  - a)** Why might you not use the linear function?
  - b)** Why might you use the quadratic function rather than the linear function?
  - c)** Examine the graphs and equations of the four functions and the estimates they provided. One choice the research statistician makes is not to use a higher-order polynomial function when a lower-order one works just as well. Under this criterion, why would a quadratic work just as well as a cubic? Look at the coefficients of the leading terms.

There are yet other procedures a statistician uses to choose predicting functions but they are beyond the scope of this text.





*This page intentionally left blank*

# Differentiation

1

## Chapter Snapshot

### What You'll Learn

- 1.1 Limits: A Numerical and Graphical Approach
- 1.2 Algebraic Limits and Continuity
- 1.3 Average Rates of Change
- 1.4 Differentiation Using Limits of Difference Quotients
- 1.5 Differentiation Techniques: The Power and Sum–Difference Rules
- 1.6 Differentiation Techniques: The Product and Quotient Rules
- 1.7 The Chain Rule
- 1.8 Higher-Order Derivatives

### Why It's Important

With this chapter, we begin our study of calculus. The first concepts we consider are *limits* and *continuity*. We apply those concepts to establishing the first of the two main building blocks of calculus: differentiation.

*Differentiation* is a process that takes a formula for a function and derives a formula for another function, called a *derivative*, that allows us to find the slope of a tangent line to a curve at a point. A derivative also represents an instantaneous rate of change. Throughout the chapter, we will learn various techniques for finding derivatives.

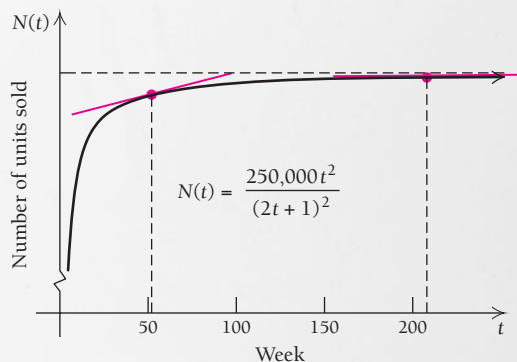
### Where It's Used

#### MARKET SATURATION

A new product is placed on the market and becomes very popular. How can the derivative help us understand its rate of sales and the phenomenon of market saturation?

This problem appears as Example 8 in Section 1.7.

#### SALES LEVELING OFF



## 1.1

## Limits: A Numerical and Graphical Approach

## OBJECTIVE

- Find limits of functions, if they exist, using numerical or graphical methods.

In this section, we discuss the concept of a *limit*. The discussion is intuitive—that is, relying on prior experience and lacking formal proof.

Suppose a football team has the ball on its own 10-yard line. Then, because of a penalty, the referee moves the ball back half the distance to the goal line; the ball is now on the 5-yard line. If the team commits the same infraction again, the ball will again be moved half the distance to the goal line; now it's on the 2.5-yard line. If this kind of penalty were repeated over and over again, the ball would move steadily *closer* to the goal line but never actually be placed *on* the goal line. We would say that the *limit* of the distance between the ball and the goal line is zero.

## Limits

One important aspect of the study of calculus is the analysis of how function values (outputs) change as input values change. Basic to this study is the notion of a limit. Suppose a function  $f$  is given and suppose the  $x$ -values (the inputs) get closer and closer to some number  $a$ . If the corresponding outputs—the values of  $f(x)$ —get closer and closer to another number, then that number is called the *limit* of  $f(x)$  as  $x$  approaches  $a$ .

For example, let  $f(x) = 2x + 3$  and select  $x$ -values that get closer and closer to 4. In the table and graph below, we see that as the input values approach 4 from the left (that is, are less than 4), the output values approach 11, and as the input values approach 4 from the right (that is, are greater than 4), the output values also approach 11. Thus, we say:

As  $x$  approaches 4 from either side, the function  $f(x) = 2x + 3$  approaches 11.

Limit Numerically

$x$	$f(x)$
2	7
3.6	10.2
3.9	10.8
3.99	10.98
3.999	10.998
...	...
4.001	11.002
4.01	11.02
4.1	11.2
4.8	12.6
5	13

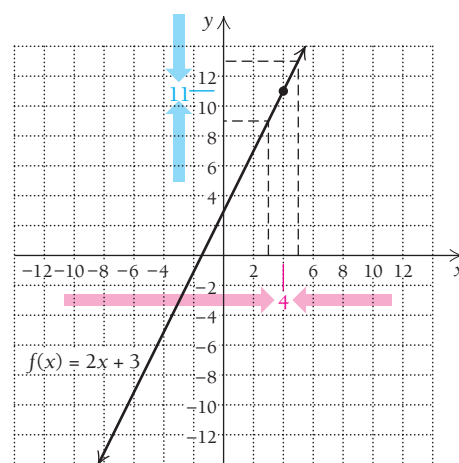
These inputs approach 4 from the left.

These inputs approach 4 from the right.

These outputs approach 11.

These outputs approach 11.

Limit Graphically



An arrow,  $\rightarrow$ , is often used to stand for the words “approaches from either side.” Thus, the statement above can be written:

$$\text{As } x \rightarrow 4, \quad 2x + 3 \rightarrow 11.$$

The number 11 is said to be the *limit* of  $2x + 3$  as  $x$  approaches 4 from either side. We can abbreviate this statement as follows:

$$\lim_{x \rightarrow 4} (2x + 3) = 11.$$

This is read: “The limit, as  $x$  approaches 4, of  $2x + 3$  is 11.”

### DEFINITION

As  $x$  approaches  $a$ , the **limit** of  $f(x)$  is  $L$ , written

$$\lim_{x \rightarrow a} f(x) = L,$$

if all values of  $f(x)$  are close to  $L$  for values of  $x$  that are sufficiently close, but not equal, to  $a$ . The limit  $L$  must be a unique real number.

When we write  $\lim_{x \rightarrow a} f(x)$ , we are indicating that  $x$  is approaching  $a$  from both sides. If we want to be specific about the side from which the  $x$ -values approach the value  $a$ , we use the notation

$$\lim_{x \rightarrow a^-} f(x) \text{ to indicate the limit from the left (that is, where } x < a),$$

or

$$\lim_{x \rightarrow a^+} f(x) \text{ to indicate the limit from the right (that is, where } x > a).$$

These are called *left-hand* and *right-hand limits*, respectively. In order for a limit to exist, both the left-hand and right-hand limits must exist and be the same. This leads to the following theorem.

### THEOREM

As  $x$  approaches  $a$ , the limit of  $f(x)$  is  $L$  if the limit from the left exists and the limit from the right exists and both limits are  $L$ . That is,

$$\text{if } \lim_{x \rightarrow a^-} f(x) = \lim_{x \rightarrow a^+} f(x) = L, \text{ then } \lim_{x \rightarrow a} f(x) = L.$$

The converse of this theorem is also true: if  $\lim_{x \rightarrow a} f(x) = L$ , then it is assumed that both the left-hand limit,  $\lim_{x \rightarrow a^-} f(x)$ , and the right-hand limit,  $\lim_{x \rightarrow a^+} f(x)$ , exist and are equal to  $L$ .

#### TECHNOLOGY CONNECTION



#### Finding Limits Using the TABLE and TRACE Features

Consider the function given by  $f(x) = 3x - 1$ . Let's use the TABLE feature to complete the following table. Note that the

inputs do not have the same increment from one to the next, but do approach 6 from either the left or the right. We use TblSet and select Indpnt and Ask mode. Then we enter the inputs shown and use the corresponding outputs to complete the table.

(continued)

**Finding Limits Using the TABLE and TRACE Features (continued)**

$f(x) = 3x - 1$

$x$	$f(x)$
5	14
5.8	16.4
5.9	16.7
5.99	16.97
5.999	16.997
6	17
6.001	17.003
6.01	17.03
6.1	17.3
6.4	18.2
7	20

Now we set the table in Auto mode and starting (TblStart) with a number near 6, we make tables for some increments ( $\Delta Tbl$ ) like 0.1, 0.01,  $-0.1$ ,  $-0.01$ , and so on, to determine  $\lim_{x \rightarrow 6} f(x)$ .

TABLE SETUP
TblStart= 5.97
Tbl= 0.1
Indpnt: Auto Ask
Depend: Auto Ask

$X$	$Y_1$	
5.97	16.91	
5.98	16.94	
5.99	16.97	
6	17	
6.01	17.03	
6.02	17.06	
6.03	17.09	

As an alternative, graphical approach, let's use the TRACE feature with the graph of  $f$ . We move the cursor from left to right so that the  $x$ -coordinate approaches 6 from the left, changing the window as needed, to see what happens. For example, let's use  $[5.3, 6.4, 14, 18]$  and move the cursor from right to left so that the  $x$ -coordinate approaches 6 from the right. In general, the TRACE feature is not an efficient way to find limits, but it will help you

to visualize the limit process in this early stage of your learning.

Using the TABLE and TRACE features, let's complete the following:

$$\lim_{x \rightarrow 6^+} f(x) = 17 \text{ and } \lim_{x \rightarrow 6^-} f(x) = 17.$$

Thus,

$$\lim_{x \rightarrow 6} f(x) = 17.$$

**EXERCISES**

Consider  $f(x) = 3x - 1$ . Use the TABLE and TRACE features, making up your own tables, to find each of the following.

1.  $\lim_{x \rightarrow 2} f(x)$
2.  $\lim_{x \rightarrow -1} f(x)$

Consider  $g(x) = x^3 - 2x - 2$  for Exercises 3–5.

3. Complete the following table.

$x$	$g(x)$
7	
7.8	
7.9	
7.99	
7.999	
8	
8.001	
8.01	
8.1	
8.4	
8.9	

Use the TABLE and TRACE features to find each of the following.

4.  $\lim_{x \rightarrow 8} g(x)$
5.  $\lim_{x \rightarrow -1} g(x)$

Refer again to the function  $f(x) = 2x + 3$ . We showed that as  $x$  approaches 4, the function values approach 11, summarized as  $\lim_{x \rightarrow 4} (2x + 3) = 11$ . You may have thought “Why not just substitute 4 into the function to get 11?” You are partially correct to make this observation (and in the next section, we see that we can use such shortcuts in certain cases), but keep in mind that we are curious about the behavior of the function

$f(x) = 2x + 3$  for values of  $x$  close to 4, not necessarily at 4 itself. It may help to summarize what we know already:

- At  $x = 4$ , the function value is 11, and this is visualized as the point  $(4, 11)$  on the graph of  $f$ .
- For values of  $x$  close to 4, the values of  $f(x)$  are correspondingly near 11; this is the *limit* we have been discussing.

The limit can help us understand the behavior of some functions a little more clearly. Consider the following example.

**EXAMPLE 1** Let  $f(x) = \frac{x^2 - 1}{x - 1}$ .

- What is  $f(1)$ ?
- What is the limit of  $f(x)$  as  $x$  approaches 1?

**Solution**

- There is no answer, since we get a 0 in the denominator:

$$f(1) = \frac{(1)^2 - 1}{(1) - 1} = \frac{0}{0}$$

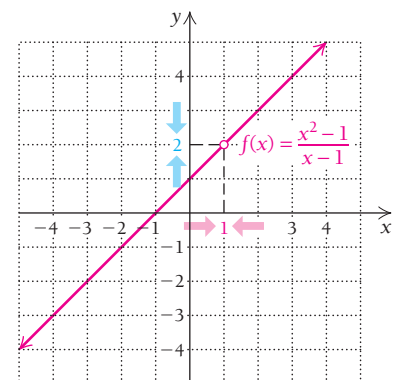
Thus,  $f(1)$  does not exist. There is no point on the graph of  $f(x)$  shown below for  $x = 1$ .

*Limit Numerically*

$x \rightarrow 1^-$ ( $x < 1$ )	$f(x)$
0.9	1.9
0.99	1.99
0.999	1.999

$x \rightarrow 1^+$ ( $x > 1$ )	$f(x)$
1.1	2.1
1.01	2.01
1.001	2.001

*Limit Graphically*



**Quick Check 1**

Let

$$f(x) = \frac{x^2 - 9}{x - 3}$$

(See Example 5 in Section R.5.)

- What is  $f(3)$ ?
- What is the limit of  $f$  as  $x$  approaches 3?

- We select  $x$ -values close to 1 on either side (see the table above), and we see that the function values get closer and closer to 2. Thus, the limit of  $f(x)$  as  $x$  approaches 1 is 2:  $\lim_{x \rightarrow 1} f(x) = 2$ .

The graph has a “hole” at the point  $(1, 2)$ . Thus, even though the function is not defined at  $x = 1$ , the limit *does* exist as  $x \rightarrow 1$ .

**Now try Quick Check 1**

Limits are also useful when discussing the behavior of piecewise-defined functions, as the following example illustrates.

■ **EXAMPLE 2** Consider the function  $H$  given by

$$H(x) = \begin{cases} 2x + 2, & \text{for } x < 1, \\ 2x - 4, & \text{for } x \geq 1. \end{cases}$$

Graph the function and find each of the following limits, if they exist. When necessary, state that the limit does not exist.

a)  $\lim_{x \rightarrow 1} H(x)$

b)  $\lim_{x \rightarrow -3} H(x)$

**Solution** We check the limits from the left and from the right both numerically, with an input–output table, and graphically.

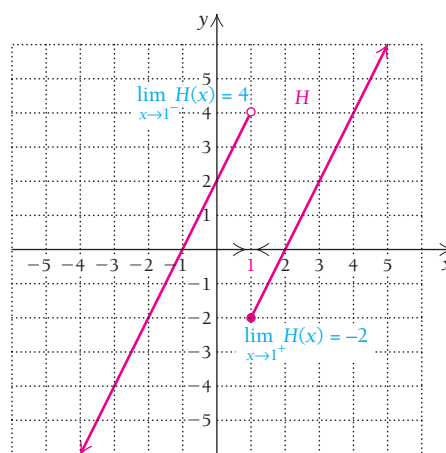
a) *Limit Numerically*

$x \rightarrow 1^-$ ( $x < 1$ )	$H(x)$
0	2
0.5	3
0.8	3.6
0.9	3.8
0.99	3.98
0.999	3.998

These choices  
can vary.

$x \rightarrow 1^+$ ( $x > 1$ )	$H(x)$
2	0
1.8	-0.4
1.1	-1.8
1.01	-1.98
1.001	-1.998
1.0001	-1.9998

*Limit Graphically*



As inputs  $x$  approach 1 from the left, outputs  $H(x)$  approach 4. Thus, the limit from the left is 4. That is,

$$\lim_{x \rightarrow 1^-} H(x) = 4.$$

But as inputs  $x$  approach 1 from the right, outputs  $H(x)$  approach  $-2$ . Thus, the limit from the right is  $-2$ . That is,

$$\lim_{x \rightarrow 1^+} H(x) = -2.$$

Since the limit from the left, 4, is not the same as the limit from the right,  $-2$ , we say that

$$\lim_{x \rightarrow 1} H(x) \text{ does not exist.}$$

We note in passing that  $H(1) = -2$ . In this example, the function value exists for  $x = 1$ , but the limit as  $x$  approaches 1 does not exist.

TECHNOLOGY CONNECTION **Exploratory**

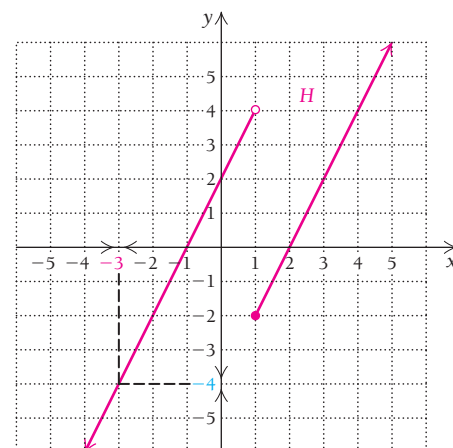
Check the results of Examples 1 and 2 using the TABLE feature. See Section R.2 to recall how to graph functions defined piecewise.

*Note: Each Technology Connection labeled “Exploratory” is designed to lead you through a discovery process. Because of this, answers are not provided.*

**b) Limit Numerically**

$x \rightarrow -3^-$ ( $x < -3$ )	$H(x)$
-4	-6
-3.5	-5
-3.1	-4.2
-3.01	-4.02
-3.001	-4.002

$x \rightarrow -3^+$ ( $x > -3$ )	$H(x)$
-2	-2
-2.5	-3
-2.9	-3.8
-2.99	-3.98
-2.999	-3.998

**Limit Graphically**

As inputs  $x$  approach  $-3$  from the left, outputs  $H(x)$  approach  $-4$ , so the limit from the left is  $-4$ . That is,

$$\lim_{x \rightarrow -3^-} H(x) = -4.$$

As inputs  $x$  approach  $-3$  from the right, outputs  $H(x)$  approach  $-4$ , so the limit from the right is  $-4$ . That is,

$$\lim_{x \rightarrow -3^+} H(x) = -4.$$

Since the limits from the left and from the right exist and are the same, we have

$$\lim_{x \rightarrow -3} H(x) = -4.$$

◀ Now try Quick Check 2

**Quick Check 2**

Let

$$k(x) = \begin{cases} -x + 4, & \text{for } x \leq 3, \\ 2x + 1, & \text{for } x > 3. \end{cases}$$

Find these limits:

**a)**  $\lim_{x \rightarrow 3^-} k(x)$ ,  $\lim_{x \rightarrow 3^+} k(x)$ ,  
and  $\lim_{x \rightarrow 3} k(x)$ ;

**b)**  $\lim_{x \rightarrow 1} k(x)$ .

The limit at a number  $a$  does not depend on the function value at  $a$  or even on whether that function value,  $f(a)$ , exists. That is, whether or not a limit exists at  $a$  has nothing to do with the function value  $f(a)$ .

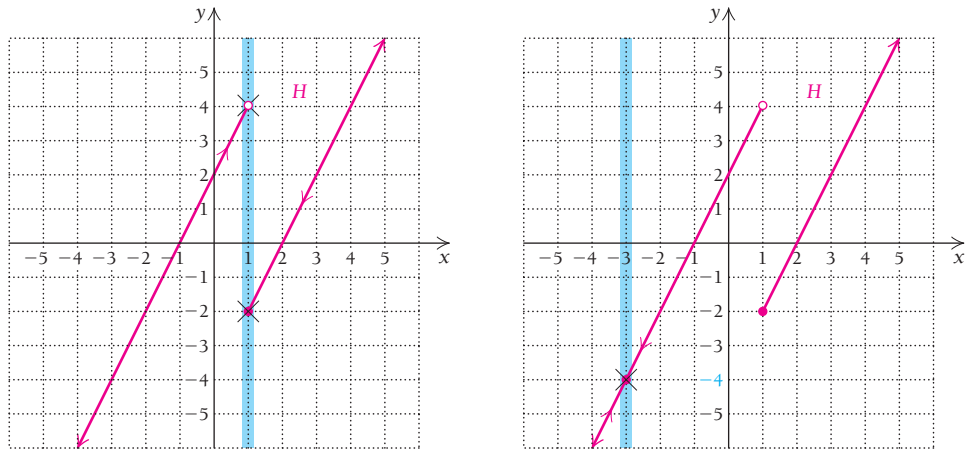
**The “Wall” Method**

As an alternative approach for Example 2, we can draw a “wall” at  $x = 1$ , as shown in blue on the graph to the left on the next page. We then follow the curve from left to right with a pencil until we hit the wall and mark the location with an  $\times$ , assuming it can be determined. Then we follow the curve from right to left until we hit the wall and



mark that location with an  $\times$ . If the locations are the same, as in the graph to the right below, a limit exists. Thus, for Example 2,

$$\lim_{x \rightarrow 1} H(x) \text{ does not exist, and } \lim_{x \rightarrow -3} H(x) = -4.$$



**EXAMPLE 3** Consider the function defined as follows:

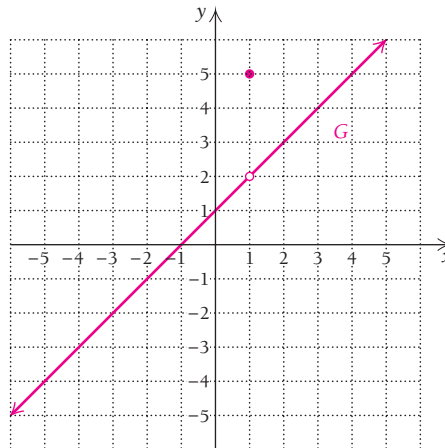
$$G(x) = \begin{cases} 5, & \text{for } x = 1, \\ x + 1, & \text{for } x \neq 1. \end{cases}$$

Graph the function, and find each of the following limits, if they exist. If necessary, state that the limit does not exist.

a)  $\lim_{x \rightarrow 1} G(x)$

b)  $\lim_{x \rightarrow -2} G(x)$

**Solution** The graph of  $G$  follows.



a) As inputs  $x$  approach 1 from the left, outputs  $G(x)$  approach 2, so the limit from the left is 2. As inputs  $x$  approach 1 from the right, outputs  $G(x)$  also approach 2, so the limit from the right is 2. Since the limit from the left, 2, is the same as the limit from the right, 2, we have

$$\lim_{x \rightarrow 1} G(x) = 2.$$

Note that the limit, 2, is not the same as the function value at 1, which is  $G(1) = 5$ .

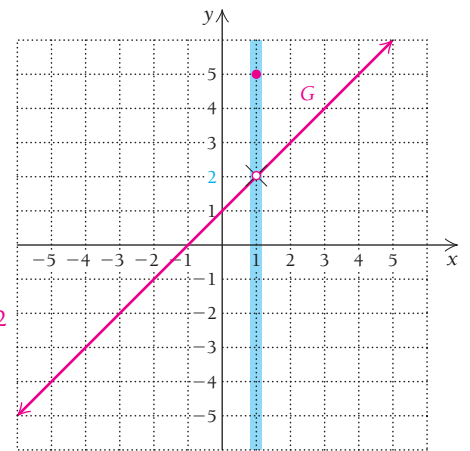
Limit Numerically

$x \rightarrow 1^-$ ( $x < 1$ )	$G(x)$
0	1
0.5	1.5
0.9	1.9
0.99	1.99

$x \rightarrow 1^+$ ( $x > 1$ )	$G(x)$
1.5	2.5
1.1	2.1
1.01	2.01
1.001	2.001

$\lim_{x \rightarrow 1} G(x) = 2$

Limit Graphically



b) Using the same approach as in part (a), we have

$$\lim_{x \rightarrow -2} G(x) = -1.$$

Note that in this case, the limit,  $-1$ , is the same as the function value at  $-2$ , which is  $G(-2) = -1$ .

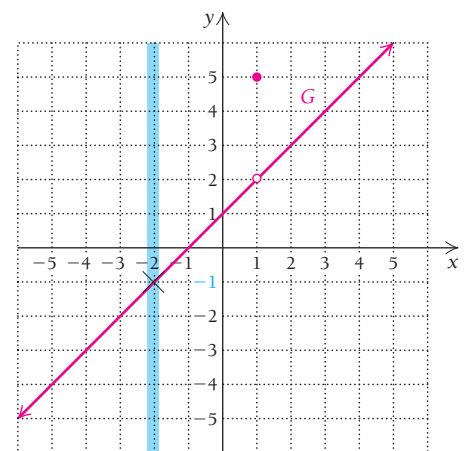
Limit Numerically

$x \rightarrow -2^-$ ( $x < -2$ )	$G(x)$
-3	-2
-2.5	-1.5
-2.1	-1.1
-2.01	-1.01

$x \rightarrow -2^+$ ( $x > -2$ )	$G(x)$
-1.5	-0.5
-1.9	-0.9
-1.99	-0.99
-1.999	-0.999

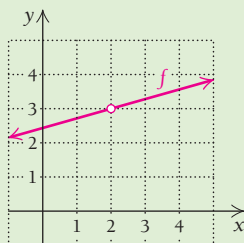
$\lim_{x \rightarrow -2} G(x) = -1$

Limit Graphically



Quick Check 3

Calculate the following limits based on the graph of  $f$ .



a)  $\lim_{x \rightarrow 2^-} f(x)$

b)  $\lim_{x \rightarrow 2^+} f(x)$

c)  $\lim_{x \rightarrow 2} f(x)$

Now try Quick Check 3

## Limits Involving Infinity

Limits also help us understand the role of infinity with respect to some functions. Consider the following example.

■ **EXAMPLE 4** Let  $f(x) = \frac{1}{x}$ .

- a) Find  $\lim_{x \rightarrow 0^-} f(x)$ . b) Find  $\lim_{x \rightarrow 0^+} f(x)$ .  
 c) Use the information from parts (a) and (b) to form a conclusion about  $\lim_{x \rightarrow 0} f(x)$ .

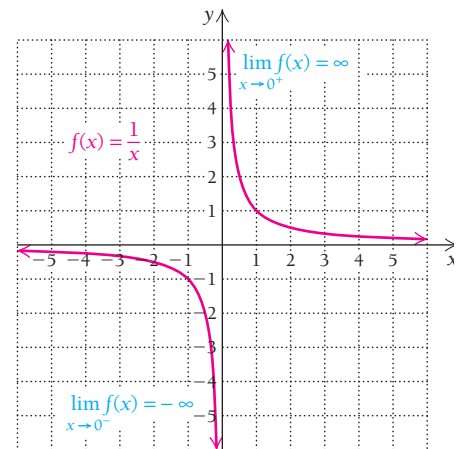
**Solution** We note first that  $f(0)$  does not exist: there is no point on the graph that corresponds to  $x = 0$ .

Limit Numerically

$x \rightarrow 0^-$ ( $x < 0$ )	$f(x)$
-0.1	-10
-0.01	-100
-0.001	-1,000
-0.0001	-10,000

$x \rightarrow 0^+$ ( $x > 0$ )	$f(x)$
0.1	10
0.01	100
0.001	1,000
0.0001	10,000

Limit Graphically



- a) The table and graph show that as  $x$  approaches 0 from the left, the corresponding  $f(x)$  values are decreasing without bound. We conclude that the left-hand limit is negative infinity; that is,  $\lim_{x \rightarrow 0^-} f(x) = -\infty$ . We describe the notion of “infinity” by the symbol  $\infty$ . The symbol  $\infty$  does not represent a real number.
- b) The table and graph show that as  $x$  approaches 0 from the right, the  $f(x)$  values increase without bound toward positive infinity. The right-hand limit is positive infinity; that is,  $\lim_{x \rightarrow 0^+} f(x) = \infty$ .
- c) Since the left-hand and right-hand limits do not match (and are not finite),  $\lim_{x \rightarrow 0} f(x)$  does not exist.

Sometimes we need to determine limits when the inputs get larger and larger without bound, that is, as the inputs approach infinity. In such cases, we are finding *limits at infinity*. Such a limit is expressed as

$$\lim_{x \rightarrow \infty} f(x) \quad \text{or} \quad \lim_{x \rightarrow -\infty} f(x).$$

These limits are approached from one side only: from the left if approaching positive infinity or from the right if approaching negative infinity.

■ **EXAMPLE 5** Let  $f(x) = \frac{1}{x}$ . Find  $\lim_{x \rightarrow \infty} f(x)$  and  $\lim_{x \rightarrow -\infty} f(x)$ .

**Solution** The table shows that as  $x$  gets larger and larger in the positive direction, the values for  $f(x)$  approach 0. Thus,  $\lim_{x \rightarrow \infty} f(x) = 0$ . As  $x$  decreases in the negative direction, we get the same value for the limit:  $\lim_{x \rightarrow -\infty} f(x) = 0$ .

Limit Numerically

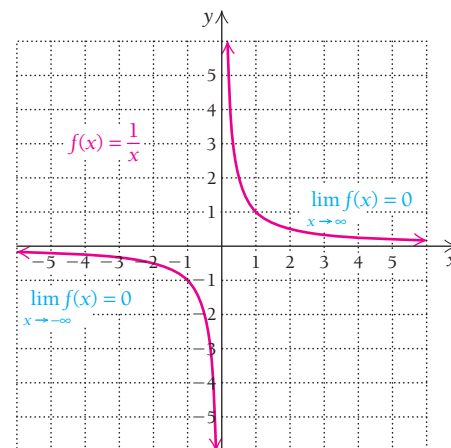
$x \rightarrow \infty$	$f(x)$
10	0.1
100	0.01
1,000	0.001
10,000	0.0001

$$\lim_{x \rightarrow \infty} f(x) = 0$$

$x \rightarrow -\infty$	$f(x)$
-10	-0.1
-100	-0.01
-1,000	-0.001
-10,000	-0.0001

$$\lim_{x \rightarrow -\infty} f(x) = 0$$

Limit Graphically



■ **EXAMPLE 6** Consider the function  $f$  given by

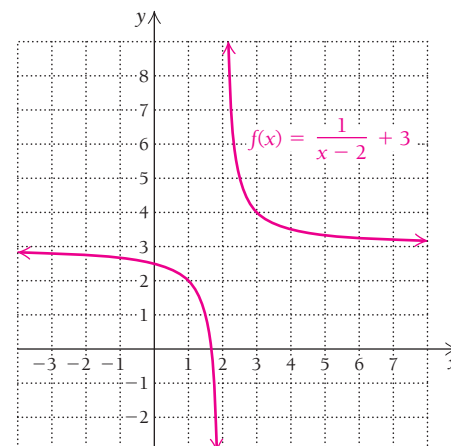
$$f(x) = \frac{1}{x-2} + 3.$$

Graph the function, and find each of the following limits, if they exist. If necessary, state that the limit does not exist.

a)  $\lim_{x \rightarrow 3} f(x)$

b)  $\lim_{x \rightarrow 2} f(x)$

**Solution** The graph of  $f(x)$  is shown to the right. Note that it is the same as the graph of  $f(x) = \frac{1}{x}$  but shifted 2 units to the right and 3 units up.



- a) As inputs  $x$  approach 3 from the left, outputs  $f(x)$  approach 4, so the limit from the left is 4. As inputs  $x$  approach 3 from the right, outputs  $f(x)$  also approach 4. Since the limit from the left, 4, is the same as the limit from the right, we have

$$\lim_{x \rightarrow 3} f(x) = 4.$$

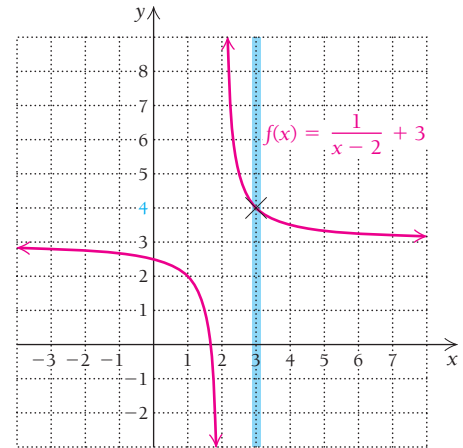
Limit Numerically

$x \rightarrow 3^-$ ( $x < 3$ )	$f(x)$
2.1	13
2.5	5
2.9	$4.\bar{1}$
2.99	$4.0\bar{1}$

$x \rightarrow 3^+$ ( $x > 3$ )	$f(x)$
3.5	$3.\bar{6}$
3.2	$3.8\bar{3}$
3.1	$3.9\bar{0}$
3.01	$3.990\bar{0}$

$$\lim_{x \rightarrow 3} f(x) = 4$$

Limit Graphically



- b) As inputs  $x$  approach 2 from the left, outputs  $f(x)$  become more and more negative, without bound. These numbers do not approach any real number, although it might be said that the limit from the left is negative infinity,  $-\infty$ . That is,

$$\lim_{x \rightarrow 2^-} f(x) = -\infty.$$

As inputs  $x$  approach 2 from the right, outputs  $f(x)$  become larger and larger, without bound. These numbers do not approach any real number, although it might be said that the limit from the right is infinity,  $\infty$ . That is,

$$\lim_{x \rightarrow 2^+} f(x) = \infty.$$

Because the left-sided limit differs from the right-sided limit,

$$\lim_{x \rightarrow 2} f(x) \text{ does not exist.}$$

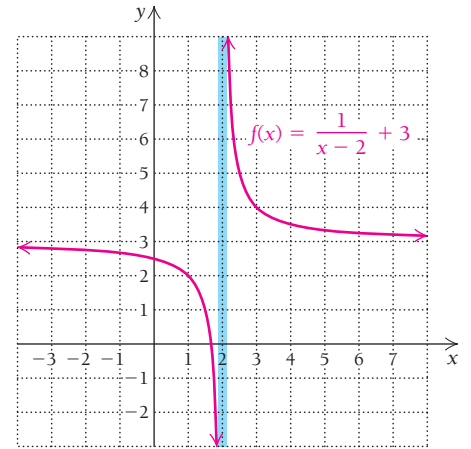
Limit Numerically

$x \rightarrow 2^-$ ( $x < 2$ )	$f(x)$
1.5	1
1.9	-7
1.99	-97
1.999	-997

$x \rightarrow 2^+$ ( $x > 2$ )	$f(x)$
2.5	5
2.1	13
2.01	103
2.001	1003

$\lim_{x \rightarrow 2} f(x)$  does not exist.

Limit Graphically



**EXAMPLE 7** Consider again the function in Example 6, given by

$$f(x) = \frac{1}{x-2} + 3.$$

Find  $\lim_{x \rightarrow \infty} f(x)$ .

**Solution** As inputs  $x$  get larger and larger, outputs  $f(x)$  get closer and closer to 3. We have

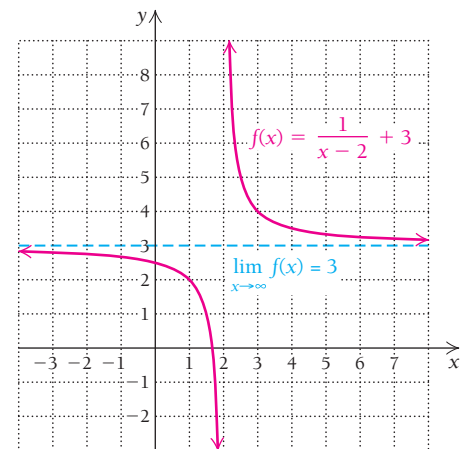
$$\lim_{x \rightarrow \infty} f(x) = 3.$$

Limit Numerically

$x \rightarrow \infty$	$f(x)$
5	$3.\bar{3}$
10	3.125
100	3.0102
1000	3.0010

$\lim_{x \rightarrow \infty} f(x) = 3$

Limit Graphically



Quick Check 4

Let  $h(x) = \frac{1}{1-x} + 6$ . Find these limits:

- a)  $\lim_{x \rightarrow 1} h(x)$ ;    b)  $\lim_{x \rightarrow 2} h(x)$ ;
- c)  $\lim_{x \rightarrow \infty} h(x)$ .

Now try Quick Check 4

# Section Summary

- The *limit* of a function  $f$ , as  $x$  approaches  $a$ , is written  $\lim_{x \rightarrow a} f(x) = L$ . This means that as the values of  $x$  approach  $a$ , the corresponding values of  $f(x)$  approach  $L$ . The value  $L$  must be a unique, finite number.
- A *left-hand limit* is written  $\lim_{x \rightarrow a^-} f(x)$ . The values of  $x$  are approaching  $a$  from the left, that is,  $x < a$ .
- A *right-hand limit* is written  $\lim_{x \rightarrow a^+} f(x)$ . The values of  $x$  are approaching  $a$  from the right, that is,  $x > a$ .

- If the left-hand and right-hand limits (as  $x$  approaches  $a$ ) are *not* equal, the limit does *not* exist. On the other hand, if the left-hand and right-hand limits are equal, the limit does exist.
- A limit  $\lim_{x \rightarrow a} f(x)$  may exist even though the function value  $f(a)$  does not. (See Example 1.)
- A limit  $\lim_{x \rightarrow a} f(x)$  may exist and be different from the function value  $f(a)$ . (See Example 3b.)
- Graphs and tables are useful tools in determining limits.

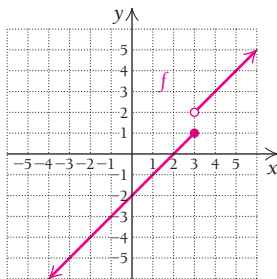
## EXERCISE SET 1.1

Complete each of the following statements.

- As  $x$  approaches 3, the value of  $2x + 5$  approaches \_\_\_\_\_.
- As  $x$  approaches  $-4$ , the value of  $3x + 7$  approaches \_\_\_\_\_.
- As  $x$  approaches \_\_\_\_\_, the value of  $-3x$  approaches 6.
- As  $x$  approaches \_\_\_\_\_, the value of  $x - 2$  approaches 5.
- The notation  $\lim_{x \rightarrow 4} f(x)$  is read \_\_\_\_\_.
- The notation  $\lim_{x \rightarrow 1} g(x)$  is read \_\_\_\_\_.
- The notation  $\lim_{x \rightarrow 5^-} F(x)$  is read \_\_\_\_\_.
- The notation  $\lim_{x \rightarrow 4^+} G(x)$  is read \_\_\_\_\_.
- The notation \_\_\_\_\_ is read “the limit, as  $x$  approaches 2 from the right.”
- The notation \_\_\_\_\_ is read “the limit, as  $x$  approaches 3 from the left.”

For Exercises 11–18, consider the function  $f$  given by

$$f(x) = \begin{cases} x - 2, & \text{for } x \leq 3, \\ x - 1, & \text{for } x > 3. \end{cases}$$

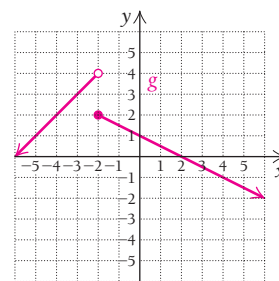


When necessary, state that the limit does not exist.

- Find  $\lim_{x \rightarrow 3^+} f(x)$ .
- Find  $\lim_{x \rightarrow 3^-} f(x)$ .
- Find  $\lim_{x \rightarrow -1} f(x)$ .
- Find  $\lim_{x \rightarrow -1^+} f(x)$ .
- Find  $\lim_{x \rightarrow 3} f(x)$ .
- Find  $\lim_{x \rightarrow -1} f(x)$ .
- Find  $\lim_{x \rightarrow 4} f(x)$ .
- Find  $\lim_{x \rightarrow 2} f(x)$ .

For Exercises 19–26, consider the function  $g$  given by

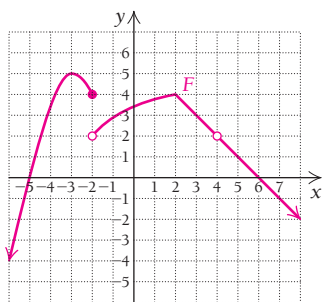
$$g(x) = \begin{cases} x + 6, & \text{for } x < -2, \\ -\frac{1}{2}x + 1, & \text{for } x > -2. \end{cases}$$



If a limit does not exist, state that fact.

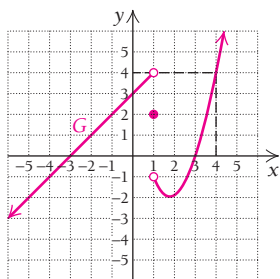
- $\lim_{x \rightarrow -2^-} g(x)$
- $\lim_{x \rightarrow -2^+} g(x)$
- $\lim_{x \rightarrow 4^+} g(x)$
- $\lim_{x \rightarrow 4} g(x)$
- $\lim_{x \rightarrow 4} g(x)$
- $\lim_{x \rightarrow -2} g(x)$
- $\lim_{x \rightarrow 2} g(x)$
- $\lim_{x \rightarrow -4} g(x)$

For Exercises 27–34, use the following graph of  $F$  to find each limit. When necessary, state that the limit does not exist.



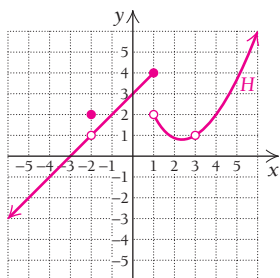
- |                                      |                                      |
|--------------------------------------|--------------------------------------|
| 27. $\lim_{x \rightarrow -3} F(x)$   | 28. $\lim_{x \rightarrow 2} F(x)$    |
| 29. $\lim_{x \rightarrow -2} F(x)$   | 30. $\lim_{x \rightarrow -5} F(x)$   |
| 31. $\lim_{x \rightarrow 4} F(x)$    | 32. $\lim_{x \rightarrow 6} F(x)$    |
| 33. $\lim_{x \rightarrow -2^+} F(x)$ | 34. $\lim_{x \rightarrow -2^-} F(x)$ |

For Exercises 35–42, use the following graph of  $G$  to find each limit. When necessary, state that the limit does not exist.



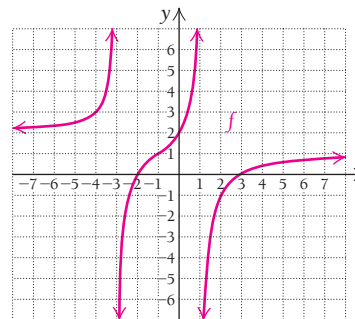
- |                                     |                                     |
|-------------------------------------|-------------------------------------|
| 35. $\lim_{x \rightarrow -2} G(x)$  | 36. $\lim_{x \rightarrow 0} G(x)$   |
| 37. $\lim_{x \rightarrow 1^-} G(x)$ | 38. $\lim_{x \rightarrow 1^+} G(x)$ |
| 39. $\lim_{x \rightarrow 1} G(x)$   | 40. $\lim_{x \rightarrow 3} G(x)$   |
| 41. $\lim_{x \rightarrow 3^+} G(x)$ | 42. $\lim_{x \rightarrow 3} G(x)$   |

For Exercises 43–52, use the following graph of  $H$  to find each limit. When necessary, state that the limit does not exist.



- |                                      |                                      |
|--------------------------------------|--------------------------------------|
| 43. $\lim_{x \rightarrow -3} H(x)$   | 44. $\lim_{x \rightarrow -2^-} H(x)$ |
| 45. $\lim_{x \rightarrow -2^+} H(x)$ | 46. $\lim_{x \rightarrow -2} H(x)$   |
| 47. $\lim_{x \rightarrow 1^-} H(x)$  | 48. $\lim_{x \rightarrow 1^+} H(x)$  |
| 49. $\lim_{x \rightarrow 1} H(x)$    | 50. $\lim_{x \rightarrow 3^-} H(x)$  |
| 51. $\lim_{x \rightarrow 3^+} H(x)$  | 52. $\lim_{x \rightarrow 3} H(x)$    |

For Exercises 53–62, use the following graph of  $f$  to find each limit. When necessary, state that the limit does not exist.



- |  |   |
|--|---|
| 53. $\lim_{x \rightarrow -1} f(x)$     | 54. $\lim_{x \rightarrow 2} f(x)$       |
| 55. $\lim_{x \rightarrow -3} f(x)$     | 56. $\lim_{x \rightarrow 0} f(x)$       |
| 57. $\lim_{x \rightarrow 3} f(x)$      | 58. $\lim_{x \rightarrow 1} f(x)$       |
| 59. $\lim_{x \rightarrow -4} f(x)$     | 60. $\lim_{x \rightarrow -2} f(x)$      |
| 61. $\lim_{x \rightarrow \infty} f(x)$ | 62. $\lim_{x \rightarrow -\infty} f(x)$ |

For Exercises 63–80, graph each function and then find the specified limits. When necessary, state that the limit does not exist.

63.  $f(x) = |x|$ ; find  $\lim_{x \rightarrow 0^-} f(x)$  and  $\lim_{x \rightarrow -2} f(x)$ .
64.  $f(x) = x^2$ ; find  $\lim_{x \rightarrow -1} f(x)$  and  $\lim_{x \rightarrow 0} f(x)$ .
65.  $g(x) = x^2 - 5$ ; find  $\lim_{x \rightarrow 0} g(x)$  and  $\lim_{x \rightarrow -1} g(x)$ .
66.  $g(x) = |x| + 1$ ; find  $\lim_{x \rightarrow -3} g(x)$  and  $\lim_{x \rightarrow 0} g(x)$ .
67.  $F(x) = \frac{1}{x - 3}$ ; find  $\lim_{x \rightarrow 3} F(x)$  and  $\lim_{x \rightarrow 4} F(x)$ .
68.  $G(x) = \frac{1}{x + 2}$ ; find  $\lim_{x \rightarrow -1} G(x)$  and  $\lim_{x \rightarrow -2} G(x)$ .
69.  $f(x) = \frac{1}{x} - 2$ ; find  $\lim_{x \rightarrow \infty} f(x)$  and  $\lim_{x \rightarrow 0} f(x)$ .
70.  $f(x) = \frac{1}{x} + 3$ ; find  $\lim_{x \rightarrow \infty} f(x)$  and  $\lim_{x \rightarrow 0} f(x)$ .
71.  $g(x) = \frac{1}{x + 2} + 4$ ; find  $\lim_{x \rightarrow \infty} g(x)$  and  $\lim_{x \rightarrow -2} g(x)$ .
72.  $g(x) = \frac{1}{x - 3} + 2$ ; find  $\lim_{x \rightarrow \infty} g(x)$  and  $\lim_{x \rightarrow 3} g(x)$ .
73.  $F(x) = \begin{cases} 2x + 1, & \text{for } x < 1, \\ x, & \text{for } x \geq 1. \end{cases}$   
Find  $\lim_{x \rightarrow 1^-} F(x)$ ,  $\lim_{x \rightarrow 1^+} F(x)$ , and  $\lim_{x \rightarrow 1} F(x)$ .
74.  $G(x) = \begin{cases} -x + 3, & \text{for } x < 2, \\ x + 1, & \text{for } x \geq 2. \end{cases}$   
Find  $\lim_{x \rightarrow 2^-} G(x)$ ,  $\lim_{x \rightarrow 2^+} G(x)$ , and  $\lim_{x \rightarrow 2} G(x)$ .
75.  $g(x) = \begin{cases} -x + 4, & \text{for } x < 3, \\ x - 3, & \text{for } x > 3. \end{cases}$   
Find  $\lim_{x \rightarrow 3^-} g(x)$ ,  $\lim_{x \rightarrow 3^+} g(x)$ , and  $\lim_{x \rightarrow 3} g(x)$ .



76.  $f(x) = \begin{cases} 3x - 4, & \text{for } x < 1, \\ x - 2, & \text{for } x > 1. \end{cases}$   
 Find  $\lim_{x \rightarrow 1^-} f(x)$ ,  $\lim_{x \rightarrow 1^+} f(x)$ , and  $\lim_{x \rightarrow 1} f(x)$ .
77.  $G(x) = \begin{cases} x^2, & \text{for } x < -1, \\ x + 2, & \text{for } x > -1. \end{cases}$  Find  $\lim_{x \rightarrow -1} G(x)$ .
78.  $F(x) = \begin{cases} -2x - 3, & \text{for } x < -1, \\ x^3, & \text{for } x > -1. \end{cases}$  Find  $\lim_{x \rightarrow -1} F(x)$ .
79.  $H(x) = \begin{cases} x + 1, & \text{for } x < 0, \\ 2, & \text{for } 0 \leq x < 1, \\ 3 - x, & \text{for } x \geq 1. \end{cases}$   
 Find  $\lim_{x \rightarrow 0} H(x)$  and  $\lim_{x \rightarrow 1} H(x)$ .
80.  $G(x) = \begin{cases} 2 + x, & \text{for } x \leq -1, \\ x^2, & \text{for } -1 < x < 3, \\ 9, & \text{for } x \geq 3. \end{cases}$   
 Find  $\lim_{x \rightarrow -1} G(x)$  and  $\lim_{x \rightarrow 3} G(x)$ .

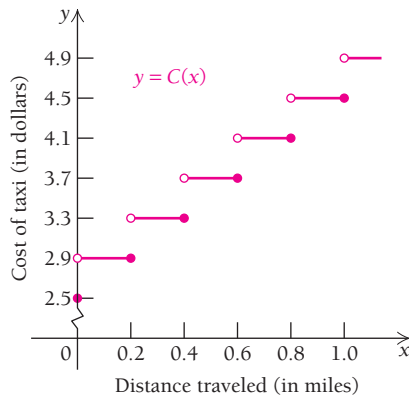
## APPLICATIONS

### Business and Economics

**Taxicab fares.** In New York City, taxicabs charge passengers \$2.50 for entering a cab and then \$0.40 for each one-fifth of a mile (or fraction thereof) traveled. (There are additional charges for slow traffic and idle times, but these are not considered in this problem.) If  $x$  represents the distance traveled in miles, then  $C(x)$  is the cost of the taxi fare, where

$$\begin{aligned} C(x) &= \$2.50, & \text{if } x = 0, \\ C(x) &= \$2.90, & \text{if } 0 < x \leq 0.2, \\ C(x) &= \$3.30, & \text{if } 0.2 < x \leq 0.4, \\ C(x) &= \$3.70, & \text{if } 0.4 < x \leq 0.6, \end{aligned}$$

and so on. The graph of  $C$  is shown below. (Source: New York City Taxi and Limousine Commission.)



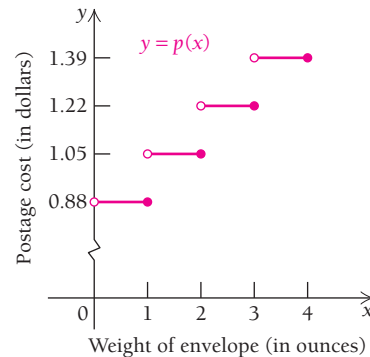
Using the graph of the taxicab fare function, find each of the following limits, if it exists.

81.  $\lim_{x \rightarrow 0.25^-} C(x)$ ,  $\lim_{x \rightarrow 0.25^+} C(x)$ ,  $\lim_{x \rightarrow 0.25} C(x)$
82.  $\lim_{x \rightarrow 0.2^-} C(x)$ ,  $\lim_{x \rightarrow 0.2^+} C(x)$ ,  $\lim_{x \rightarrow 0.2} C(x)$
83.  $\lim_{x \rightarrow 0.6^-} C(x)$ ,  $\lim_{x \rightarrow 0.6^+} C(x)$ ,  $\lim_{x \rightarrow 0.6} C(x)$

**The postage function.** The cost of sending a large envelope via U.S. first-class mail is \$0.88 for the first ounce and \$0.17 for each additional ounce (or fraction thereof). (Source: [www.usps.com](http://www.usps.com).) If  $x$  represents the weight of a large envelope, in ounces, then  $p(x)$  is the cost of mailing it, where

$$\begin{aligned} p(x) &= \$0.88, & \text{if } 0 < x \leq 1, \\ p(x) &= \$1.05, & \text{if } 1 < x \leq 2, \\ p(x) &= \$1.22, & \text{if } 2 < x \leq 3, \end{aligned}$$

and so on, up through 13 ounces. The graph of  $p$  is shown below.

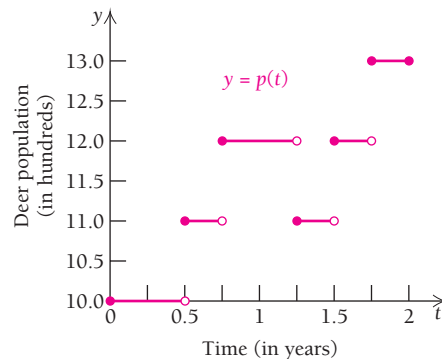


Using the graph of the postage function, find each of the following limits, if it exists.

84.  $\lim_{x \rightarrow 1^-} p(x)$ ,  $\lim_{x \rightarrow 1^+} p(x)$ ,  $\lim_{x \rightarrow 1} p(x)$
85.  $\lim_{x \rightarrow 2^-} p(x)$ ,  $\lim_{x \rightarrow 2^+} p(x)$ ,  $\lim_{x \rightarrow 2} p(x)$
86.  $\lim_{x \rightarrow 2.6^-} p(x)$ ,  $\lim_{x \rightarrow 2.6^+} p(x)$ ,  $\lim_{x \rightarrow 2.6} p(x)$
87.  $\lim_{x \rightarrow 3} p(x)$
88.  $\lim_{x \rightarrow 3.4} p(x)$

### Natural Sciences

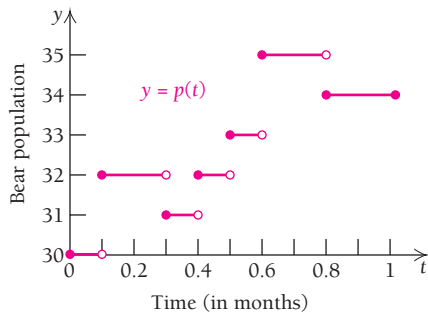
**Population growth.** In a certain habitat, the deer population (in hundreds) as a function of time (in years) is given in the graph of  $p$  below.



Use the graph for Exercises 89–91.

89. Find  $\lim_{t \rightarrow 1.5^-} p(t)$ ,  $\lim_{t \rightarrow 1.5^+} p(t)$ , and  $\lim_{t \rightarrow 1.5} p(t)$ .
90. Find  $\lim_{t \rightarrow 1.75^-} p(t)$ ,  $\lim_{t \rightarrow 1.75^+} p(t)$ , and  $\lim_{t \rightarrow 1.75} p(t)$ .
91. Explain what event(s) might account for the points at which no limit exists.

**Population growth.** The population of bears in a certain region is given in the graph of  $p$  below. Time,  $t$ , is measured in months.



Use the graph for Exercises 92–94.

92. Find  $\lim_{t \rightarrow 0.6^-} p(t)$ ,  $\lim_{t \rightarrow 0.6^+} p(t)$ , and  $\lim_{t \rightarrow 0.6} p(t)$ .

93. Find  $\lim_{t \rightarrow 0.8^-} p(t)$ ,  $\lim_{t \rightarrow 0.8^+} p(t)$ , and  $\lim_{t \rightarrow 0.8} p(t)$ .

94. Explain what event(s) might account for the points at which no limit exists.

### SYNTHESIS

In Exercises 95–97, fill in each blank so that  $\lim_{x \rightarrow 2} f(x)$  exists.

95.  $f(x) = \begin{cases} \frac{1}{2}x + \underline{\hspace{1cm}}, & \text{for } x < 2, \\ -x + 6, & \text{for } x > 2 \end{cases}$

96.  $f(x) = \begin{cases} -\frac{1}{2}x + 1, & \text{for } x < 2, \\ \frac{3}{2}x + \underline{\hspace{1cm}}, & \text{for } x > 2 \end{cases}$

97.  $f(x) = \begin{cases} x^2 - 9, & \text{for } x < 2, \\ -x^2 + \underline{\hspace{1cm}}, & \text{for } x > 2 \end{cases}$

### TECHNOLOGY CONNECTION



98. Graph the function  $f$  given by

$$f(x) = \begin{cases} -3, & \text{for } x = -2, \\ x^2, & \text{for } x \neq -2. \end{cases}$$

Use the GRAPH and TRACE features to find each of the following limits. When necessary, state that the limit does not exist.

a)  $\lim_{x \rightarrow -2^+} f(x)$

b)  $\lim_{x \rightarrow -2^-} f(x)$

c)  $\lim_{x \rightarrow -2} f(x)$

d)  $\lim_{x \rightarrow 2^+} f(x)$

e)  $\lim_{x \rightarrow 2^-} f(x)$

f) Does  $\lim_{x \rightarrow -2} f(x) = f(-2)$ ?

g) Does  $\lim_{x \rightarrow 2} f(x) = f(2)$ ?

In Exercises 99–101, use the GRAPH and TRACE features to find each limit. When necessary, state that the limit does not exist.

99. For  $f(x) = \begin{cases} x^2 - 2, & \text{for } x < 0, \\ 2 - x^2, & \text{for } x \geq 0, \end{cases}$   
find  $\lim_{x \rightarrow 0^-} f(x)$  and  $\lim_{x \rightarrow 0^+} f(x)$ .

100. For  $g(x) = \frac{20x^2}{x^3 + 2x^2 + 5x}$ ,  
find  $\lim_{x \rightarrow \infty} g(x)$  and  $\lim_{x \rightarrow -\infty} g(x)$ .

101. For  $f(x) = \frac{1}{x^2 - 4x - 5}$ ,  
find  $\lim_{x \rightarrow -1} f(x)$  and  $\lim_{x \rightarrow 5} f(x)$ .

### Answers to Quick Checks

1. (a)  $f(3)$  does not exist; (b) 6  
2. (a) 1, 7, does not exist; (b) 3  
3. (a) 3; (b) 3; (c) 3  
4. (a) Limit does not exist; (b) 5; (c) 6

# 1.2

### OBJECTIVES

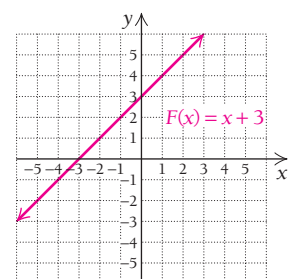
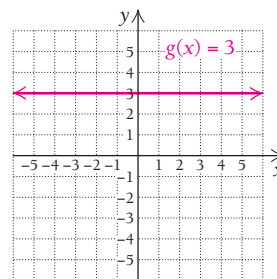
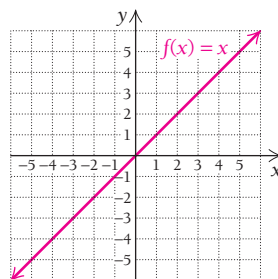
- Develop and use the Limit Properties to calculate limits.
- Determine whether a function is continuous at a point.

## Algebraic Limits and Continuity

Using numerical and graphical methods for finding limits can be time-consuming. In this section, we develop methods to more quickly evaluate limits for a wide variety of functions. We then use limits to study *continuity*, a concept of great importance in calculus.

### Algebraic Limits

Consider the functions given by  $f(x) = x$ ,  $g(x) = 3$ , and  $F(x) = x + 3$ , displayed in the following graphs. Note that function  $F$  is the sum of functions  $f$  and  $g$ .



Suppose we are interested in the limits of  $f(x)$ ,  $g(x)$ , and  $F(x)$  as  $x$  approaches 2. In Section 1.1, we learned numerical and graphical techniques that can be used to show that

$$\lim_{x \rightarrow 2} f(x) = 2, \quad \lim_{x \rightarrow 2} g(x) = 3, \quad \text{and} \quad \lim_{x \rightarrow 2} F(x) = 5.$$

These techniques work equally well for any value of  $a$ . For example, if we choose  $a = -1$ , we can compute the following limits:

$$\lim_{x \rightarrow -1} f(x) = -1, \quad \lim_{x \rightarrow -1} g(x) = 3, \quad \text{and} \quad \lim_{x \rightarrow -1} F(x) = 2.$$

From these results, the following observations can be made:

1. For any real number  $a$ ,  $\lim_{x \rightarrow a} x = a$ .
2. For any real number  $a$ ,  $\lim_{x \rightarrow a} 3 = 3$ .

Recalling that  $F(x) = f(x) + g(x)$ , we make this reasonable conclusion:

3. For any real number  $a$ ,  $\lim_{x \rightarrow a} (x + 3) = a + 3$ .

We determined the limits of these functions by observing basic behaviors and making reasonable generalizations. For what other functions can limits (as  $x \rightarrow a$ ) be found by simply evaluating the function at  $x = a$ ? The following list summarizes common limit properties that allow us to calculate limits much more efficiently.

## Limit Properties

If  $\lim_{x \rightarrow a} f(x) = L$  and  $\lim_{x \rightarrow a} g(x) = M$  and  $c$  is any constant, then we have the following limit properties.

L1. The limit of a constant is the constant:

$$\lim_{x \rightarrow a} c = c.$$

L2. The limit of a power is the power of that limit, and the limit of a root is the root of that limit (assuming  $n$  is a positive integer):

$$\begin{aligned} \lim_{x \rightarrow a} [f(x)]^n &= [\lim_{x \rightarrow a} f(x)]^n = L^n, \\ \lim_{x \rightarrow a} \sqrt[n]{f(x)} &= \sqrt[n]{\lim_{x \rightarrow a} f(x)} = \sqrt[n]{L}. \end{aligned}$$

In the case of the root, we must have  $L \geq 0$  if  $n$  is even.

L3. The limit of a sum or a difference is the sum or the difference of the limits:

$$\lim_{x \rightarrow a} [f(x) \pm g(x)] = \lim_{x \rightarrow a} f(x) \pm \lim_{x \rightarrow a} g(x) = L \pm M.$$

L4. The limit of a product is the product of the limits:

$$\lim_{x \rightarrow a} [f(x) \cdot g(x)] = [\lim_{x \rightarrow a} f(x)] \cdot [\lim_{x \rightarrow a} g(x)] = L \cdot M.$$

L5. The limit of a quotient is the quotient of the limits:

$$\lim_{x \rightarrow a} \frac{f(x)}{g(x)} = \frac{\lim_{x \rightarrow a} f(x)}{\lim_{x \rightarrow a} g(x)} = \frac{L}{M}, \quad \text{assuming } M \neq 0.$$

L6. The limit of a constant times a function is the constant times the limit of the function:

$$\lim_{x \rightarrow a} c \cdot f(x) = c \cdot \lim_{x \rightarrow a} f(x) = cL.$$

Property L6 is a combination of Properties L1 and L4 but is stated here for emphasis as it is used frequently.

■ **EXAMPLE 1** Use the Limit Properties to find  $\lim_{x \rightarrow 4} (x^2 - 3x + 7)$ .

**Solution** We know that  $\lim_{x \rightarrow 4} x$  is 4. By Limit Property L4,

$$\lim_{x \rightarrow 4} x^2 = \lim_{x \rightarrow 4} x \cdot \lim_{x \rightarrow 4} x = 4 \cdot 4 = 16.$$

By Limit Property L6,

$$\lim_{x \rightarrow 4} (-3x) = -3 \cdot \lim_{x \rightarrow 4} x = -3 \cdot 4 = -12.$$

By Limit Property L1,

$$\lim_{x \rightarrow 4} 7 = 7.$$

Combining the above results using Limit Property L3, we have

$$\lim_{x \rightarrow 4} (x^2 - 3x + 7) = 16 - 12 + 7 = 11.$$

The result of Example 1 is extended in the following theorem.

### THEOREM ON LIMITS OF RATIONAL FUNCTIONS

For any rational function  $F$ , with  $a$  in the domain of  $F$ ,

$$\lim_{x \rightarrow a} F(x) = F(a).$$

*Rational functions* are a family of common functions, including all polynomial functions (which include constant functions and linear functions) and ratios composed of such functions (see Section R.5). Thus, the Limit Properties allow us to evaluate limits of rational functions very quickly without the need for tables or graphs, as illustrated by the following examples.

■ **EXAMPLE 2** Find  $\lim_{x \rightarrow 2} (x^4 - 5x^3 + x^2 - 7)$ .

**Solution** It follows from the Theorem on Limits of Rational Functions that we can find the limit by substitution:

$$\begin{aligned} \lim_{x \rightarrow 2} (x^4 - 5x^3 + x^2 - 7) &= 2^4 - 5 \cdot 2^3 + 2^2 - 7 \\ &= 16 - 40 + 4 - 7 \\ &= -27. \end{aligned}$$

#### Quick Check 1

Find these limits and note the Limit Property you use at each step.

a)  $\lim_{x \rightarrow 1} 2x^3 + 3x^2 - 6$

b)  $\lim_{x \rightarrow 4} \frac{2x^2 + 5x - 1}{3x - 2}$

c)  $\lim_{x \rightarrow -2} \sqrt{1 + 3x^2}$

■ **EXAMPLE 3** Find  $\lim_{x \rightarrow 0} \sqrt{x^2 - 3x + 2}$ .

**Solution** The Theorem on Limits of Rational Functions and Limit Property L2 tell us that we can substitute to find the limit:

$$\begin{aligned} \lim_{x \rightarrow 0} \sqrt{x^2 - 3x + 2} &= \sqrt{0^2 - 3 \cdot 0 + 2} \\ &= \sqrt{2}. \end{aligned}$$

#### Quick Check 1

In the following example, the function is rational, but  $a$  is not in the domain of the function, since it would result in a zero in the denominator. Nevertheless, we can still find the limit.

**EXAMPLE 4** Let  $r(x) = \frac{x^2 - x - 12}{x + 3}$ . Find  $\lim_{x \rightarrow -3} r(x)$ .

**Solution** We note that  $r(-3)$  does not exist, since substituting  $-3$  for  $x$  would give zero in the denominator. Since it is impossible to determine this limit by direct evaluation (the assumption for Limit Property L5 is not met), we use a table and a graph. Although  $x \neq -3$ ,  $x$  can be as close to  $-3$  as we wish:

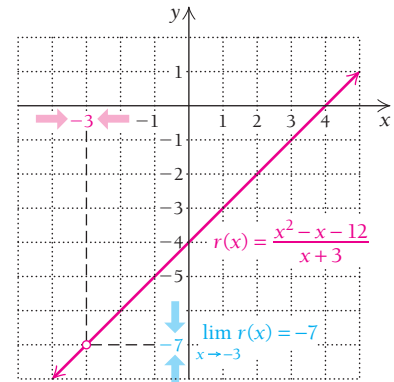
Limit Numerically

$x \rightarrow -3^-$ ( $x < -3$ )	$r(x)$
-3.1	-7.1
-3.01	-7.01
-3.001	-7.001

$x \rightarrow -3^+$ ( $x > -3$ )	$r(x)$
-2.9	-6.9
-2.99	-6.99
-2.999	-6.999

$$\lim_{x \rightarrow -3} r(x) = -7$$

Limit Graphically



Both the table and the graph show that the limit is

$$\lim_{x \rightarrow -3} \left( \frac{x^2 - x - 12}{x + 3} \right) = -7.$$

**Limit Algebraically.** The function is simplified by factoring the numerator and noting that the factor  $x + 3$  is present in both numerator and denominator. As long as  $x \neq -3$ , the expression can be simplified:

$$\frac{x^2 - x - 12}{x + 3} = \frac{(x + 3)(x - 4)}{(x + 3)} = x - 4, \quad \text{for } x \neq -3.$$

We then evaluate the limit on the simplified form:

$$\lim_{x \rightarrow -3} (x - 4) = (-3) - 4 = -7.$$

As we saw above, the graph of  $r(x)$  is a line with a “hole” at the point  $(-3, -7)$ . Even though  $r(-3)$  does not exist, the limit *does* exist since we are only concerned about the behavior of  $r(x)$  for  $x$ -values *close* to  $-3$ . The decision to simplify was made by noting that  $[(-3)^2 - (-3) - 12]/[(-3) + 3] = 0/0$ . This *indeterminate form* indicates that the polynomials in the numerator and the denominator share a common factor, in this case,  $x + 3$ . The  $0/0$  form is a hint that a limit may exist. Look for ways to simplify the function algebraically, or use a table and a graph to determine the limit.

### Quick Check 2

Using a table, a graph, and algebra, find

$$\lim_{x \rightarrow 2} \frac{x^2 + 4x - 12}{x^2 - 4}.$$

### Quick Check 2

A common error in determining limits is to assume that all limits can be found by direct evaluation. A student will often attempt to calculate the limit of a function like the one in Example 4, get a zero in the denominator, and then make the erroneous assumption that the limit does not exist. Remember, finding a limit involves analyzing the behavior of the function when  $x$  is *close* to the  $a$ -value, not necessarily at the  $a$ -value. As Example 4 illustrated, the function may not be defined at a certain  $a$ -value, but its limit may still be determined.

TECHNOLOGY CONNECTION 

## EXERCISES

Find each limit, if it exists, using the TABLE feature.

1.  $\lim_{x \rightarrow -2} (x^4 - 5x^3 + x^2 - 7)$

2.  $\lim_{x \rightarrow 1} \sqrt{x^2 + 3x + 4}$

3.  $\lim_{x \rightarrow 5} \frac{x - 5}{x^2 - 6x + 5}$

4.  $\lim_{x \rightarrow 3} \frac{x - 3}{x^2 - 9}$

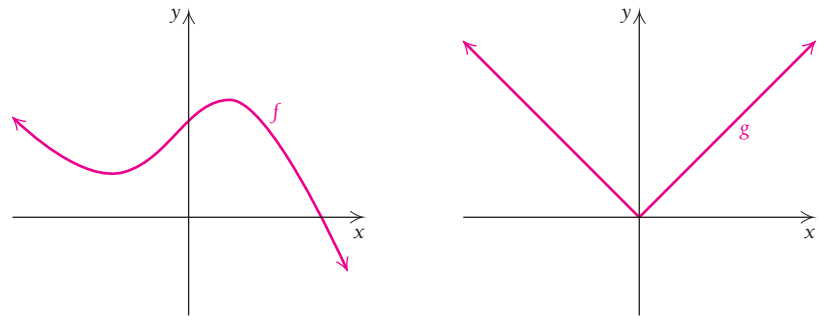
■ **EXAMPLE 5** Find  $\lim_{h \rightarrow 0} (3x^2 + 3xh + h^2)$ .

**Solution** We treat  $x$  as a constant since we are interested only in the way in which the expression varies when  $h$  approaches 0. We use the Limit Properties to find that

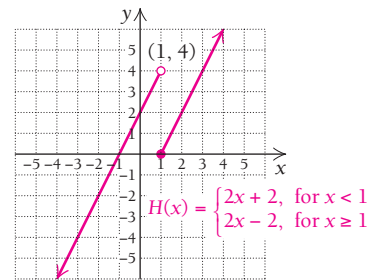
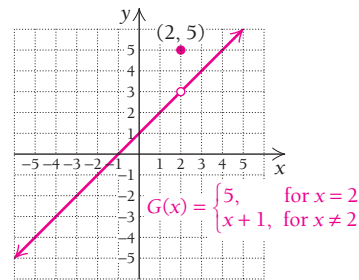
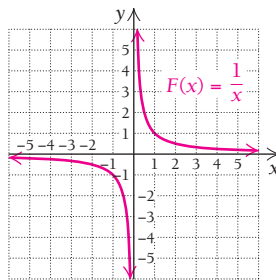
$$\begin{aligned} \lim_{h \rightarrow 0} (3x^2 + 3xh + h^2) &= 3x^2 + 3x(0) + 0^2 \\ &= 3x^2. \end{aligned}$$

## Continuity

The following are the graphs of functions that are *continuous* over the whole real number line, that is, over  $(-\infty, \infty)$ .



Note that there are no “jumps” or “holes” in the graphs. For now, we use an intuitive definition of continuity, which we will soon refine. We say that a function is **continuous over**, or **on**, **some interval** of the real number line if its graph can be traced without lifting the pencil from the paper. If there is any point in an interval where a “jump” or a “hole” occurs, then we say that the function is *not continuous* over that interval. The graphs of functions  $F$ ,  $G$ , and  $H$ , which follow, show that these functions are *not continuous* over the whole real line.



A continuous curve.

In each case, the graph *cannot* be traced without lifting the pencil from the paper. However, each case represents a different situation:

- $F$  is not continuous over  $(-\infty, \infty)$  because the point  $x = 0$  is not part of the domain. Thus, there is no point to trace at  $x = 0$ . Note that  $F$  is continuous over the intervals  $(-\infty, 0)$  and  $(0, \infty)$ .
- $G$  is not continuous over  $(-\infty, \infty)$  because it is not continuous at  $x = 2$ . To see this, trace the graph of  $G$  starting to the left of  $x = 2$ . As  $x$  approaches 2 from either side,  $G(x)$  approaches 3. However, at  $x = 2$ ,  $G(x)$  jumps up to 5. Note that  $G$  is continuous over  $(-\infty, 2)$  and  $(2, \infty)$ .
- $H$  is not continuous over  $(-\infty, \infty)$  because it is not continuous at  $x = 1$ . To see this, trace the graph of  $H$  starting to the left of  $x = 1$ . As  $x$  approaches 1 from the left,  $H(x)$  approaches 4. However, as  $x$  approaches 1 from the right,  $H(x)$  is close to 0. Note that  $H$  is continuous over  $(-\infty, 1)$  and  $(1, \infty)$ .

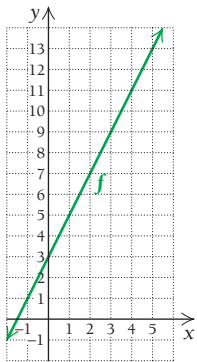
Each of the above graphs has a *point of discontinuity*. The graph of  $F$  is discontinuous at 0, because  $F(0)$  does not exist; the graph of  $G$  is discontinuous at 2, because  $\lim_{x \rightarrow 2} G(x) \neq G(2)$ ; and the graph of  $H$  is discontinuous at 1, because  $\lim_{x \rightarrow 1} H(x)$  does not exist.

**DEFINITION**

A function  $f$  is **continuous** at  $x = a$  if:

- a)  $f(a)$  exists, (The output at  $a$  exists.)
  - b)  $\lim_{x \rightarrow a} f(x)$  exists, (The limit as  $x \rightarrow a$  exists.)
- and
- c)  $\lim_{x \rightarrow a} f(x) = f(a)$ . (The limit is the same as the output.)

A function is **continuous over an interval  $I$**  if it is continuous at each point in  $I$ .



A visualization of the function in Example 6

**EXAMPLE 6** Determine whether the function given by

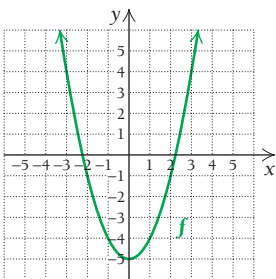
$$f(x) = 2x + 3$$

is continuous at  $x = 4$ .

**Solution** This function is continuous at  $x = 4$  because:

- a)  $f(4)$  exists, ( $f(4) = 11$ )
  - b)  $\lim_{x \rightarrow 4} f(x)$  exists, ( $\lim_{x \rightarrow 4} f(x) = 11$  was found on pp. 94–95.)
- and
- c)  $\lim_{x \rightarrow 4} f(x) = 11 = f(4)$ .

In fact,  $f(x) = 2x + 3$  is continuous at any point on the real number line.



A visualization of the function in Example 7

**EXAMPLE 7** Is the function  $f$  given by

$$f(x) = x^2 - 5$$

continuous at  $x = 3$ ? Why or why not?

**Solution** By the Theorem on Limits of Rational Functions, we have

$$\lim_{x \rightarrow 3} f(x) = 3^2 - 5 = 9 - 5 = 4.$$

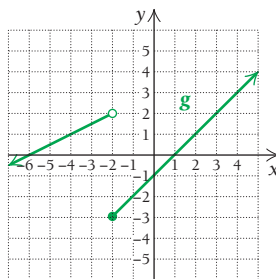
Since

$$f(3) = 3^2 - 5 = 4,$$

we have

$$\lim_{x \rightarrow 3} f(x) = f(3).$$

Thus,  $f$  is continuous at  $x = 3$ . This function is also continuous over all real  $x$ .



A visualization of the function in Example 8

**EXAMPLE 8** Is the function  $g$ , given by

$$g(x) = \begin{cases} \frac{1}{2}x + 3, & \text{for } x < -2, \\ x - 1, & \text{for } x \geq -2, \end{cases}$$

continuous at  $x = -2$ ? Why or why not?

### Quick Check 3

Let

$$g(x) = \begin{cases} 3x - 5, & \text{for } x < 2, \\ 2x + 1, & \text{for } x \geq 2. \end{cases}$$

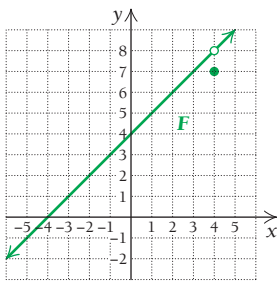
Is  $g$  continuous at  $x = 2$ ?  
Why or why not?

**Solution** To find out if  $g$  is continuous at  $-2$ , we must determine whether  $\lim_{x \rightarrow -2} g(x) = g(-2)$ . Thus, we first note that  $g(-2) = -2 - 1 = -3$ . To find  $\lim_{x \rightarrow -2} g(x)$ , we look at left- and right-hand limits:

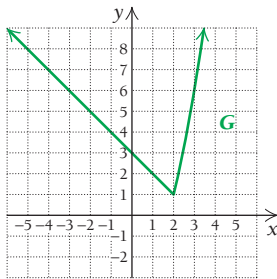
$$\lim_{x \rightarrow -2^-} g(x) = \frac{1}{2}(-2) + 3 = -1 + 3 = 2; \quad \lim_{x \rightarrow -2^+} g(x) = -2 - 1 = -3.$$

Since  $\lim_{x \rightarrow -2^-} g(x) \neq \lim_{x \rightarrow -2^+} g(x)$ , we see that  $\lim_{x \rightarrow -2} g(x)$  does not exist. Thus,  $g$  is not continuous at  $-2$ . It is continuous at all other  $x$ -values.

### Quick Check 3



A visualization of the function in Example 9



A visualization of the function in Example 10

**EXAMPLE 9** Is the function  $F$ , given by

$$F(x) = \begin{cases} \frac{x^2 - 16}{x - 4}, & \text{for } x \neq 4, \\ 7, & \text{for } x = 4, \end{cases}$$

continuous at  $x = 4$ ? Why or why not?

**Solution** For  $F$  to be continuous at 4, we must have  $\lim_{x \rightarrow 4} F(x) = F(4)$ . Note that  $F(4) = 7$ . To find  $\lim_{x \rightarrow 4} F(x)$ , we note that, for  $x \neq 4$ ,

$$\frac{x^2 - 16}{x - 4} = \frac{(x - 4)(x + 4)}{x - 4} = x + 4.$$

Thus

$$\lim_{x \rightarrow 4} F(x) = 4 + 4 = 8.$$

We see that  $F$  is not continuous at  $x = 4$  since

$$\lim_{x \rightarrow 4} F(x) \neq F(4).$$

The Limit Properties and the Theorem on Limits of Rational Functions can be used to show that if  $f(x)$  and  $g(x)$  are two arbitrary polynomial functions, then  $f$  and  $g$  are both continuous. Furthermore,  $f + g$ ,  $f - g$ ,  $f \cdot g$ , and, assuming  $g(x) \neq 0$ ,  $f/g$  are also continuous. We can also use the Limit Properties to show that for  $n$ , an integer greater than 1,  $\sqrt[n]{f(x)}$  is continuous, provided that  $f(x) \geq 0$  when  $n$  is even.

**EXAMPLE 10** Is the function  $G$ , given by

$$G(x) = \begin{cases} -x + 3, & \text{for } x \leq 2, \\ x^2 - 3, & \text{for } x > 2, \end{cases}$$

continuous for all  $x$ ? Why or why not?

**Solution** For  $G$  to be continuous, it must be continuous for all real numbers. Since  $y = -x + 3$  is continuous on  $(-\infty, 2]$  and  $y = x^2 - 3$  is continuous on  $(2, \infty)$ , we need only to determine whether  $\lim_{x \rightarrow 2} G(x) = G(2)$ , that is, whether  $G$  is continuous at  $x = 2$ :

$$G(2) = -2 + 3 = 1;$$

$$\lim_{x \rightarrow 2^-} G(x) = -2 + 3 = 1 \quad \text{and} \quad \lim_{x \rightarrow 2^+} G(x) = (2)^2 - 3 = 4 - 3 = 1,$$

so  $\lim_{x \rightarrow 2} G(x) = 1$ .

Since  $\lim_{x \rightarrow 2} G(x) = G(2)$ , we have shown that  $G$  is continuous at  $x = 2$ , and we can conclude that  $G$  is continuous at all  $x$ .

### Quick Check 4

### Quick Check 4

a) Let

$$h(x) = \begin{cases} \frac{x^2 - 9}{x - 3}, & \text{for } x \neq 3, \\ 7, & \text{for } x = 3. \end{cases}$$

Is  $h$  continuous at  $x = 3$ ?  
Why or why not?

b) Let

$$p(x) = \begin{cases} \frac{x^2 - 25}{x - 5}, & \text{for } x \neq 5, \\ c, & \text{for } x = 5. \end{cases}$$

Determine  $c$  such that  $p$  is continuous at  $x = 5$ .



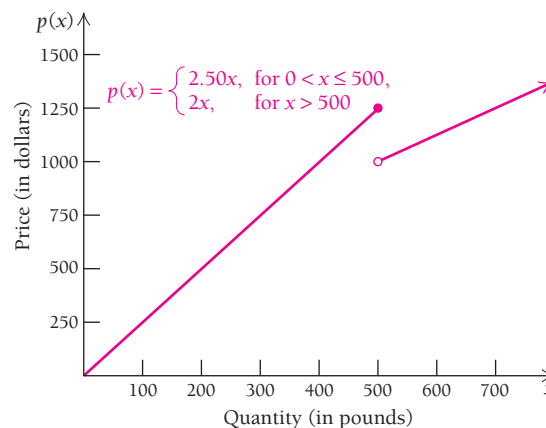
Example 10 showed that a piecewise-defined function may be continuous for all real numbers. In Examples 11 and 12, we explore a situation where it is *preferred* that the two “pieces” of a piecewise function be continuous for all real numbers.

■ **EXAMPLE 11 Business: Price Breaks.** Rick’s Rocks sells decorative landscape rocks in bulk quantities. For quantities up to and including 500 lb, Rick charges \$2.50 per pound. For quantities above 500 lb, he charges \$2 per pound. The price function can be stated as a piecewise function:

$$p(x) = \begin{cases} 2.50x, & \text{for } 0 < x \leq 500, \\ 2x, & \text{for } x > 500. \end{cases}$$

where  $p$  is the price in dollars and  $x$  is the quantity in pounds. Is the price function  $p(x)$  continuous at  $x = 500$ ? Why or why not?

**Solution** The graph of  $p(x)$  follows.



As  $x$  approaches 500 from the left, we have  $\lim_{x \rightarrow 500^-} p(x) = 1250$ , and when  $x$  approaches 500 from the right, we have  $\lim_{x \rightarrow 500^+} p(x) = 1000$ . Since the left-hand and right-hand limits are not equal, the limit  $\lim_{x \rightarrow 500} p(x)$  does not exist. Thus, the function is *not* continuous at  $x = 500$ . This graph literally shows a price “break.”

For the record, the function value at  $x = 500$  is  $p(500) = 1250$ , but this fact plays no role with regard to whether or not the limit exists.

■ **EXAMPLE 12 Business.** Rick, of Rick’s Rocks in Example 11, realizes that his customers are taking advantage of him: for example, they pay less for 550 lb of rocks than they would for 500 lb of rocks. For Rick, this means lost revenue, so he decides to add a quantity discount surcharge for quantities above 500 lb. If  $k$  represents this surcharge, the price function becomes:

$$p(x) = \begin{cases} 2.50x, & \text{for } 0 < x \leq 500, \\ 2x + k, & \text{for } x > 500. \end{cases}$$

Find  $k$  such that the function is continuous at  $x = 500$ .

**Solution** If  $p$  is continuous at  $x = 500$ , its limit must exist there as well. We must therefore have

$$\lim_{x \rightarrow 500^-} p(x) = \lim_{x \rightarrow 500^+} p(x).$$

This means that the left-hand and right-hand limits must be equal so that the two pieces of the graph actually connect (as in Example 10). We know from Example 11 that the left-hand limit is 1250, so we want the right-hand limit to be 1250 as well.

We set the right-hand limit equal to 1250:

$$\lim_{x \rightarrow 500^+} (2x + k) = 1250.$$

We allow  $x$  to approach 500 from the right. By Limit Property L3, we have

$$2(500) + k = 1250.$$

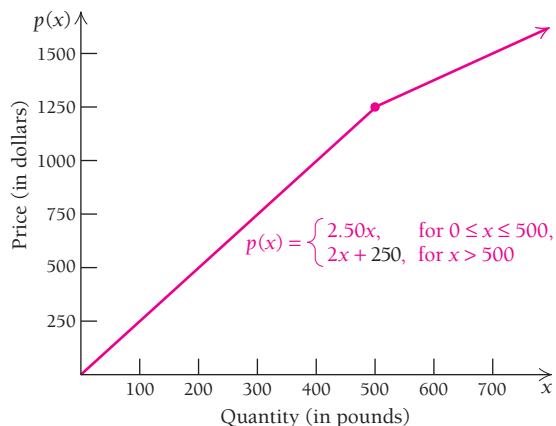
This simplifies to  $1000 + k = 1250$ , which gives  $k = 250$ . Thus, if  $k = 250$ , the function will be continuous at  $x = 500$ .

► Quick Check 5

A reservoir is empty at time  $t = 0$  minutes. It fills at a rate of 3 gallons of water per minute for 30 minutes. At 30 minutes, the reservoir is no longer being filled and a valve is opened, allowing water to escape at a rate of 4 gallons per minute. The volume  $v$  after  $t$  minutes is given by the function

$$v(t) = \begin{cases} 3t, & \text{for } 0 \leq t \leq 30, \\ k - 4t, & \text{for } t > 30. \end{cases}$$

Determine  $k$  such that the volume function  $v$  is continuous at  $t = 30$ . Explain why this must be true.



This is a fair compromise: the customers still get a cheaper rate per pound once  $x$  is above 500 pounds, but Rick is no longer losing money as he was with his previous pricing function.

◀ Quick Check 5

## Section Summary

- For a rational function for which  $a$  is in the domain, the limit as  $x$  approaches  $a$  can be found by direct evaluation of the function at  $a$ .
- If direct evaluation leads to the *indeterminate form*  $0/0$ , the limit may still exist: algebraic simplification and/or a table and graph are used to find the limit.
- Informally, a function is *continuous* if its graph can be sketched without lifting the pencil off the paper.
- Formally, a function is continuous at  $x = a$  if
  - (1) the function value  $f(a)$  exists,
  - (2) the limit as  $x$  approaches  $a$  exists, and
  - (3) the function value and the limit are equal.
 This can be summarized as  $\lim_{x \rightarrow a} f(x) = f(a)$ .
- If any part of the continuity definition fails, then the function is discontinuous at  $x = a$ .

### EXERCISE SET

## 1.2

Classify each statement as either true or false.

- $\lim_{x \rightarrow 3} 7 = 7$
- If  $\lim_{x \rightarrow 2} f(x) = 9$ , then  $\lim_{x \rightarrow 2} \sqrt{f(x)} = 3$ .
- If  $\lim_{x \rightarrow 1} g(x) = 5$ , then  $\lim_{x \rightarrow 1} [g(x)]^2 = 10$ .
- If  $\lim_{x \rightarrow 4} F(x) = 7$ , then  $\lim_{x \rightarrow 4} [c \cdot F(x)] = 7c$ .
- If  $f$  is continuous at  $x = 2$ , then  $f(2)$  must exist.
- If  $g$  is discontinuous at  $x = 3$ , then  $g(3)$  must not exist.
- If  $\lim_{x \rightarrow 4} F(x)$  exists, then  $F$  must be continuous at  $x = 4$ .
- If  $\lim_{x \rightarrow 7} G(x)$  equals  $G(7)$ , then  $G$  must be continuous at  $x = 7$ .

Use the Theorem on Limits of Rational Functions to find the following limits. When necessary, state that the limit does not exist.

9.  $\lim_{x \rightarrow 1} (3x + 2)$       10.  $\lim_{x \rightarrow 2} (4x - 5)$   
 11.  $\lim_{x \rightarrow -1} (x^2 - 4)$       12.  $\lim_{x \rightarrow -2} (x^2 + 3)$   
 13.  $\lim_{x \rightarrow 3} (x^2 - 4x + 7)$       14.  $\lim_{x \rightarrow 5} (x^2 - 6x + 9)$   
 15.  $\lim_{x \rightarrow 2} (2x^4 - 3x^3 + 4x - 1)$   
 16.  $\lim_{x \rightarrow -1} (3x^5 + 4x^4 - 3x + 6)$   
 17.  $\lim_{x \rightarrow 3} \frac{x^2 - 8}{x - 2}$       18.  $\lim_{x \rightarrow 3} \frac{x^2 - 25}{x^2 - 5}$

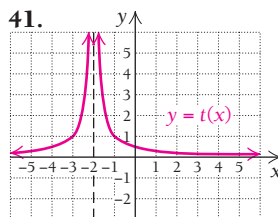
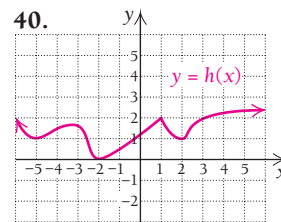
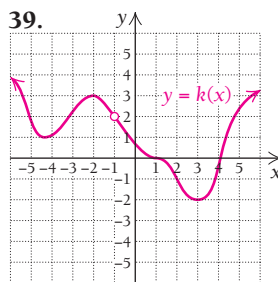
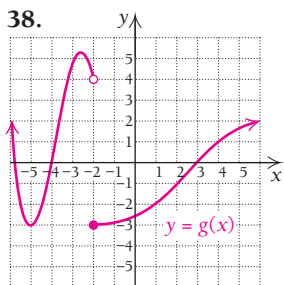
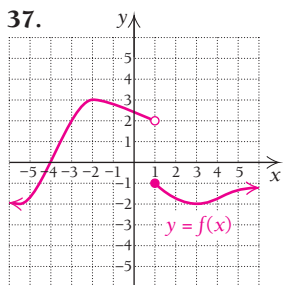
For Exercises 19–30, the initial substitution of  $x = a$  yields the form  $0/0$ . Look for ways to simplify the function algebraically, or use a table and/or a graph to determine the limit. When necessary, state that the limit does not exist.

19.  $\lim_{x \rightarrow 3} \frac{x^2 - 9}{x - 3}$       20.  $\lim_{x \rightarrow 5} \frac{x^2 - 25}{x - 5}$   
 21.  $\lim_{x \rightarrow 1} \frac{x^2 + 5x - 6}{x^2 - 1}$       22.  $\lim_{x \rightarrow -2} \frac{x^2 - 2x - 8}{x^2 - 4}$   
 23.  $\lim_{x \rightarrow 2} \frac{3x^2 + x - 14}{x^2 - 4}$       24.  $\lim_{x \rightarrow -3} \frac{2x^2 - x - 21}{9 - x^2}$   
 25.  $\lim_{x \rightarrow 1} \frac{x^3 - 1}{x - 1}$       26.  $\lim_{x \rightarrow 2} \frac{x^3 - 8}{2 - x}$   
 27.  $\lim_{x \rightarrow 25} \frac{\sqrt{x} - 5}{x - 25}$       28.  $\lim_{x \rightarrow 9} \frac{9 - x}{\sqrt{x} - 3}$   
 29.  $\lim_{x \rightarrow -1} \frac{x^2 + 5x + 4}{x^2 + 2x + 1}$       30.  $\lim_{x \rightarrow 2} \frac{x^2 + 3x - 10}{x^2 - 4x + 4}$

Use the Limit Properties to find the following limits. If a limit does not exist, state that fact.

31.  $\lim_{x \rightarrow 4} \sqrt{x^2 - 9}$       32.  $\lim_{x \rightarrow 5} \sqrt{x^2 - 16}$   
 33.  $\lim_{x \rightarrow 2} \sqrt{x^2 - 9}$       34.  $\lim_{x \rightarrow 3} \sqrt{x^2 - 16}$   
 35.  $\lim_{x \rightarrow 3^+} \sqrt{x^2 - 9}$       36.  $\lim_{x \rightarrow -4^-} \sqrt{x^2 - 16}$

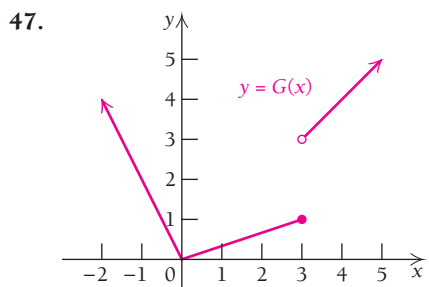
Determine whether each of the functions shown in Exercises 37–41 is continuous over the interval  $(-6, 6)$ .



Use the graphs and functions in Exercises 37–41 to answer each of the following. If an expression does not exist, state that fact.

42. a) Find  $\lim_{x \rightarrow 1^+} f(x)$ ,  $\lim_{x \rightarrow 1^-} f(x)$ , and  $\lim_{x \rightarrow 1} f(x)$ .  
 b) Find  $f(1)$ .  
 c) Is  $f$  continuous at  $x = 1$ ? Why or why not?  
 d) Find  $\lim_{x \rightarrow -2} f(x)$ .  
 e) Find  $f(-2)$ .  
 f) Is  $f$  continuous at  $x = -2$ ? Why or why not?
43. a) Find  $\lim_{x \rightarrow 1^+} g(x)$ ,  $\lim_{x \rightarrow 1^-} g(x)$ , and  $\lim_{x \rightarrow 1} g(x)$ .  
 b) Find  $g(1)$ .  
 c) Is  $g$  continuous at  $x = 1$ ? Why or why not?  
 d) Find  $\lim_{x \rightarrow -2} g(x)$ .  
 e) Find  $g(-2)$ .  
 f) Is  $g$  continuous at  $x = -2$ ? Why or why not?
44. a) Find  $\lim_{x \rightarrow -1} k(x)$ .  
 b) Find  $k(-1)$ .  
 c) Is  $k$  continuous at  $x = -1$ ? Why or why not?  
 d) Find  $\lim_{x \rightarrow 3} k(x)$ .  
 e) Find  $k(3)$ .  
 f) Is  $k$  continuous at  $x = 3$ ? Why or why not?
45. a) Find  $\lim_{x \rightarrow 1} h(x)$ .  
 b) Find  $h(1)$ .  
 c) Is  $h$  continuous at  $x = 1$ ? Why or why not?  
 d) Find  $\lim_{x \rightarrow -2} h(x)$ .  
 e) Find  $h(-2)$ .  
 f) Is  $h$  continuous at  $x = -2$ ? Why or why not?
46. a) Find  $\lim_{x \rightarrow 1} t(x)$ .  
 b) Find  $t(1)$ .  
 c) Is  $t$  continuous at  $x = 1$ ? Why or why not?  
 d) Find  $\lim_{x \rightarrow -2} t(x)$ .  
 e) Find  $t(-2)$ .  
 f) Is  $t$  continuous at  $x = -2$ ? Why or why not?

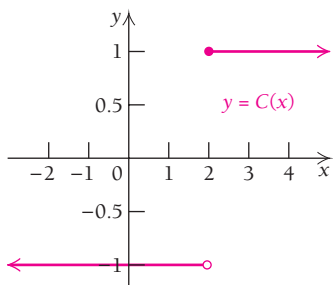
In Exercises 47 and 48, use the graphs to find the limits and answer the related questions.



- a) Find  $\lim_{x \rightarrow 3^+} G(x)$ .
- b) Find  $\lim_{x \rightarrow 3^-} G(x)$ .
- c) Find  $\lim_{x \rightarrow 3} G(x)$ .
- d) Find  $G(3)$ .
- e) Is  $G$  continuous at  $x = 3$ ? Why or why not?
- f) Is  $G$  continuous at  $x = 0$ ? Why or why not?
- g) Is  $G$  continuous at  $x = 2.9$ ? Why or why not?

48. Consider the function

$$C(x) = \begin{cases} -1, & \text{for } x < 2, \\ 1, & \text{for } x \geq 2. \end{cases}$$



- a) Find  $\lim_{x \rightarrow 2^+} C(x)$ .
- b) Find  $\lim_{x \rightarrow 2^-} C(x)$ .
- c) Find  $\lim_{x \rightarrow 2} C(x)$ .
- d) Find  $C(2)$ .
- e) Is  $C$  continuous at  $x = 2$ ? Why or why not?
- f) Is  $C$  continuous at  $x = 1.95$ ? Why or why not?

- 49. Is the function given by  $f(x) = 3x - 2$  continuous at  $x = 5$ ? Why or why not?
- 50. Is the function given by  $g(x) = x^2 - 3x$  continuous at  $x = 4$ ? Why or why not?
- 51. Is the function given by  $G(x) = \frac{1}{x}$  continuous at  $x = 0$ ? Why or why not?
- 52. Is the function given by  $F(x) = \sqrt{x}$  continuous at  $x = -1$ ? Why or why not?
- 53. Is the function given by  $g(x) = \begin{cases} \frac{1}{3}x + 4, & \text{for } x \leq 3, \\ 2x - 1, & \text{for } x > 3, \end{cases}$  continuous at  $x = 3$ ? Why or why not?

- 54. Is the function given by  $f(x) = \begin{cases} \frac{1}{2}x + 1, & \text{for } x < 4, \\ -x + 7, & \text{for } x \geq 4, \end{cases}$  continuous at  $x = 4$ ? Why or why not?

- 55. Is the function given by  $F(x) = \begin{cases} \frac{1}{3}x + 4, & \text{for } x \leq 3, \\ 2x - 5, & \text{for } x > 3, \end{cases}$  continuous at  $x = 3$ ? Why or why not?

- 56. Is the function given by  $G(x) = \begin{cases} \frac{1}{2}x + 1, & \text{for } x < 4, \\ -x + 5, & \text{for } x > 4, \end{cases}$  continuous at  $x = 4$ ? Why or why not?

- 57. Is the function given by  $f(x) = \begin{cases} \frac{1}{3}x + 4, & \text{for } x < 3, \\ 2x - 1, & \text{for } x \geq 3, \end{cases}$  continuous at  $x = 3$ ? Why or why not?

- 58. Is the function given by  $g(x) = \begin{cases} \frac{1}{2}x + 1, & \text{for } x < 4, \\ -x + 7, & \text{for } x > 4, \end{cases}$  continuous at  $x = 4$ ? Why or why not?

- 59. Is the function given by  $G(x) = \begin{cases} \frac{x^2 - 4}{x - 2}, & \text{for } x \neq 2, \\ 5, & \text{for } x = 2, \end{cases}$  continuous at  $x = 2$ ? Why or why not?

- 60. Is the function given by  $F(x) = \begin{cases} \frac{x^2 - 1}{x - 1}, & \text{for } x \neq 1, \\ 4, & \text{for } x = 1, \end{cases}$  continuous at  $x = 1$ ? Why or why not?

- 61. Is the function given by  $f(x) = \begin{cases} \frac{x^2 - 4x - 5}{x - 5}, & \text{for } x < 5, \\ x + 1, & \text{for } x \geq 5, \end{cases}$  continuous at  $x = 5$ ? Why or why not?

- 62. Is the function given by  $G(x) = \begin{cases} \frac{x^2 - 3x - 4}{x - 4}, & \text{for } x < 4, \\ 2x - 3, & \text{for } x \geq 4, \end{cases}$  continuous at  $x = 4$ ? Why or why not?

- 63. Is the function given by  $g(x) = \frac{1}{x^2 - 7x + 10}$  continuous at  $x = 5$ ? Why or why not?

- 64. Is the function given by  $f(x) = \frac{1}{x^2 - 6x + 8}$  continuous at  $x = 3$ ? Why or why not?

65. Is the function given by  $F(x) = \frac{1}{x^2 - 7x + 10}$  continuous at  $x = 4$ ? Why or why not?
66. Is the function given by  $G(x) = \frac{1}{x^2 - 6x + 8}$  continuous at  $x = 2$ ? Why or why not?
67. Is the function given by  $g(x) = x^2 - 3x + 2$  continuous over the interval  $(-4, 4)$ ? Why or why not?
68. Is the function given by  $F(x) = x^2 - 5x + 6$  continuous over the interval  $(-5, 5)$ ? Why or why not?
69. Is the function given by  $f(x) = \frac{1}{x} + 3$  continuous over the interval  $(-7, 7)$ ? Why or why not?
70. Is the function given by  $G(x) = \frac{1}{x - 1}$  continuous over the interval  $(0, \infty)$ ? Why or why not?
71. Is the function given by  $g(x) = 4x^3 - 6x$  continuous on  $\mathbb{R}$ ?
72. Is the function given by  $F(x) = \frac{3}{x - 5}$  continuous on  $\mathbb{R}$ ?

**APPLICATIONS**

**Business and Economics**

73. The Candy Factory sells candy by the pound, charging \$1.50 per pound for quantities up to and including 20 pounds. Above 20 pounds, the Candy Factory charges \$1.25 per pound for the entire quantity, plus a quantity surcharge  $k$ . If  $x$  represents the number of pounds, the price function is

$$p(x) = \begin{cases} 1.50x, & \text{for } x \leq 20, \\ 1.25x + k, & \text{for } x > 20. \end{cases}$$

- a) Find  $k$  such that the price function  $p$  is continuous at  $x = 20$ .
- b) Explain why it is preferable to have continuity at  $x = 20$ .

**Life and Physical Sciences**

74. A lab technician controls the temperature  $T$  inside a kiln. From an initial temperature of 0 degrees Celsius ( $^{\circ}\text{C}$ ), he allows the kiln to increase by  $2^{\circ}\text{C}$  per minute for the next 60 min. After the 60th minute, he allows the kiln to cool at the rate of  $3^{\circ}\text{C}$  per minute. The temperature function  $T$  is defined by

$$T(t) = \begin{cases} 2t, & \text{for } t \leq 60, \\ k - 3t, & \text{for } t > 60. \end{cases}$$

- a) Find  $k$  such that  $T$  is continuous at  $t = 60$ .
- b) Explain why  $T$  must be continuous at  $t = 60$  min.

**SYNTHESIS**

Find each limit, if it exists. If a limit does not exist, state that fact.

75.  $\lim_{x \rightarrow 0} \frac{|x|}{x}$                       76.  $\lim_{x \rightarrow -2} \frac{x^3 + 8}{x^2 - 4}$

**TECHNOLOGY CONNECTION**



In Section 1.1, we discussed how to use the TABLE feature to find limits. Consider

$$\lim_{x \rightarrow 0} \frac{\sqrt{1+x} - 1}{x}$$

Input-output tables for this function are shown below. The table on the left uses TblStart = -1 and  $\Delta\text{Tbl} = 0.5$ . By using smaller and smaller step values and beginning closer to 0, we can refine the table and obtain a better estimate of the limit. On the right is an input-output table with TblStart = -0.03 and  $\Delta\text{Tbl} = 0.01$ .

X	Y1
-1	1
-0.5	0.58579
0	ERROR
0.5	0.44949
1	0.41421
1.5	0.38743
2	0.36603

X = -1

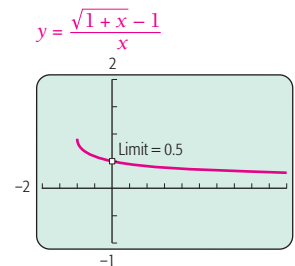
X	Y1
-0.03	0.50381
-0.02	0.50253
-0.01	0.50126
0	ERROR
0.01	0.49876
0.02	0.49752
0.03	0.49631

X = -0.03

It appears that the limit is 0.5. We can verify this by graphing

$$y = \frac{\sqrt{1+x} - 1}{x}$$

and tracing the curve near  $x = 0$ , zooming in on that portion of the curve.



We see that

$$\lim_{x \rightarrow 0} \frac{\sqrt{1+x} - 1}{x} = 0.5.$$

To verify this algebraically, multiply  $\frac{\sqrt{1+x} - 1}{x}$  by 1, using  $\frac{\sqrt{1+x} + 1}{\sqrt{1+x} + 1}$ . Then simplify the result and find the limit.

In Exercises 77–84, find each limit. Use the TABLE feature and start with  $\Delta T_{bl} = 0.1$ . Then use 0.01, 0.001, and 0.0001. When you think you know the limit, graph and use the TRACE feature to verify your assertion. Then try to verify it algebraically.

$$77. \lim_{a \rightarrow -2} \frac{a^2 - 4}{\sqrt{a^2 + 5} - 3}$$

$$78. \lim_{x \rightarrow 1} \frac{\sqrt{x} - 1}{x - 1}$$

$$79. \lim_{x \rightarrow 0} \frac{\sqrt{3-x} - \sqrt{3}}{x}$$

$$80. \lim_{x \rightarrow 0} \frac{\sqrt{4+x} - \sqrt{4-x}}{x}$$

$$81. \lim_{x \rightarrow 1} \frac{x - \sqrt[4]{x}}{x - 1}$$

$$82. \lim_{x \rightarrow 0} \frac{\sqrt{7+2x} - \sqrt{7}}{x}$$

$$83. \lim_{x \rightarrow 4} \frac{2 - \sqrt{x}}{4 - x}$$

$$84. \lim_{x \rightarrow 0} \frac{7 - \sqrt{49 - x^2}}{x}$$

### Answers to Quick Checks

1. (a)  $-1$ ; L1, L2, L3, L6

(b)  $\frac{51}{10}$ , or 5.1; L1, L2, L3, L5, L6

(c)  $\sqrt{13}$ ; L1, L2, L3, L6

2. 2    3. No, the limit as  $x \rightarrow 2$  does not exist.

4. (a) No, the limit as  $x \rightarrow 3$  is 6, but  $h(3) = 7$ , so the limit does not equal the function value. (b)  $c = 10$

5.  $k = 210$ ; the amount of water (in gallons) is continuous as a function of time.

# 1.3


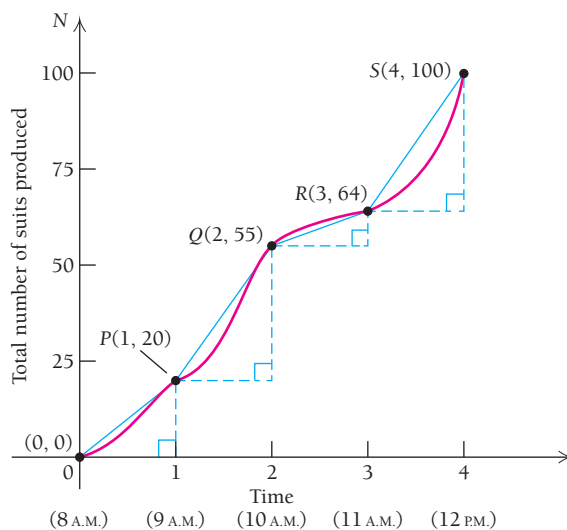
## OBJECTIVES

- Compute an average rate of change.
- Find a simplified difference quotient.

## Average Rates of Change

Let's say that a car travels 110 mi in 2 hr. Its *average rate of change* (speed) is 110 mi/2 hr, or 55 mi/hr (55 mph). Suppose that you are on a freeway and you begin accelerating. Glancing at the speedometer, you see that at that instant your *instantaneous rate of change* is 55 mph. These are two quite different concepts. The first you are probably familiar with. The second involves ideas of limits and calculus. To understand instantaneous rate of change, we first need to develop a solid understanding of average rate of change.

The following graph shows the total production of suits by Raggs, Ltd., during one morning of work. Industrial psychologists have found curves like this typical of the production of factory workers.



**EXAMPLE 1 Business: Production.** What was the number of suits produced at Raggs, Ltd., from 9 A.M. to 10 A.M.?

**Solution** At 9 A.M., 20 suits had been produced. At 10 A.M., 55 suits had been produced. In the hour from 9 A.M. to 10 A.M., the number of suits produced was

$$55 \text{ suits} - 20 \text{ suits, or } 35 \text{ suits.}$$

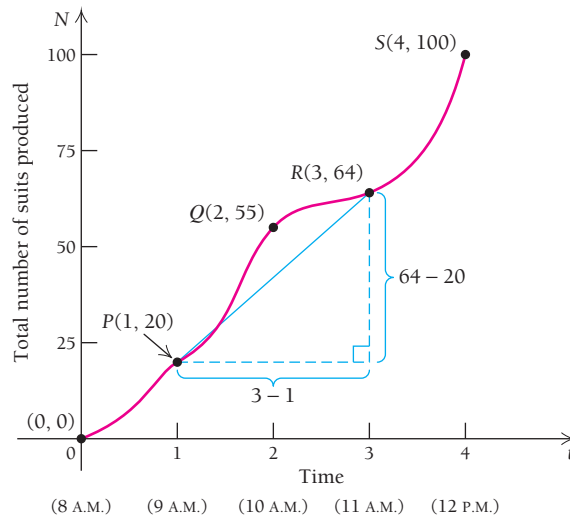
Note that 35 is the slope of the line from  $P$  to  $Q$ .

**EXAMPLE 2 Business: Average Rate of Change.** What was the average number of suits produced per hour from 9 A.M. to 11 A.M.?

**Solution** We have

$$\begin{aligned}\frac{64 \text{ suits} - 20 \text{ suits}}{11 \text{ A.M.} - 9 \text{ A.M.}} &= \frac{44 \text{ suits}}{2 \text{ hr}} \\ &= 22 \frac{\text{suits}}{\text{hr}}.\end{aligned}$$

Note that 22 is the slope of the line from  $P$  to  $R$ .



### Quick Check 1

State the average rate of change for each situation in a short sentence. Be sure to include units.

- It rained 4 inches over a period of 8 hours.
- Your car travels 250 miles on 20 gallons of gas.
- At 2 P.M., the temperature was 82 degrees. At 5 P.M., the temperature was 76 degrees.

### Quick Check 1

Let's consider a function  $y = f(x)$  and two inputs  $x_1$  and  $x_2$ . The *change in input*, or the *change in  $x$* , is

$$x_2 - x_1.$$

The *change in output*, or the *change in  $y$* , is

$$y_2 - y_1,$$

where  $y_1 = f(x_1)$  and  $y_2 = f(x_2)$ .

### DEFINITION

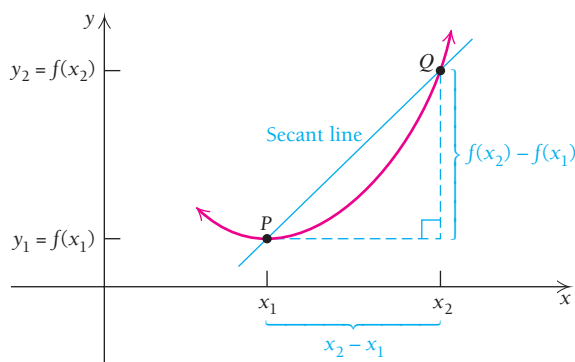
The **average rate of change of  $y$  with respect to  $x$** , as  $x$  changes from  $x_1$  to  $x_2$ , is the ratio of the change in output to the change in input:

$$\frac{y_2 - y_1}{x_2 - x_1}, \quad \text{where } x_2 \neq x_1.$$

If we look at a graph of the function, we see that

$$\frac{y_2 - y_1}{x_2 - x_1} = \frac{f(x_2) - f(x_1)}{x_2 - x_1},$$

which is both the average rate of change and the slope of the line from  $P(x_1, y_1)$  to  $Q(x_2, y_2)$ .\* The line passing through  $P$  and  $Q$ , denoted  $\overrightarrow{PQ}$ , is called a **secant line**.

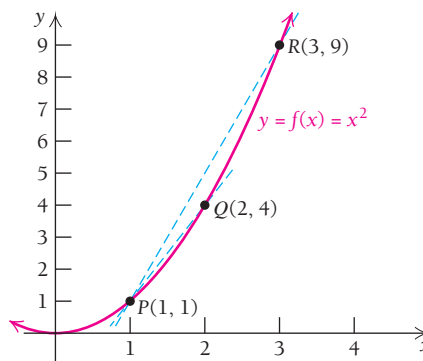


The slope of the secant line is interpreted as the average rate of change of  $f$  from  $x_1$  to  $x_2$ .

**EXAMPLE 3** For  $y = f(x) = x^2$ , find the average rate of change as:

- $x$  changes from 1 to 3.
- $x$  changes from 1 to 2.
- $x$  changes from 2 to 3.

**Solution** The following graph is not necessary to the computations but gives us a look at two of the secant lines whose slopes are being computed.



- a) When  $x_1 = 1$ ,

$$y_1 = f(x_1) = f(1) = 1^2 = 1;$$

and when  $x_2 = 3$ ,

$$y_2 = f(x_2) = f(3) = 3^2 = 9.$$

The average rate of change is

$$\begin{aligned} \frac{y_2 - y_1}{x_2 - x_1} &= \frac{f(x_2) - f(x_1)}{x_2 - x_1} \\ &= \frac{9 - 1}{3 - 1} \\ &= \frac{8}{2} = 4. \end{aligned}$$

\*The notation  $P(x_1, y_1)$  simply means that point  $P$  has coordinates  $(x_1, y_1)$ .



b) When  $x_1 = 1$ ,

$$y_1 = f(x_1) = f(1) = 1^2 = 1;$$

and when  $x_2 = 2$ ,

$$y_2 = f(x_2) = f(2) = 2^2 = 4.$$

The average rate of change is

$$\frac{4 - 1}{2 - 1} = \frac{3}{1} = 3.$$

c) When  $x_1 = 2$ ,

$$y_1 = f(x_1) = f(2) = 2^2 = 4;$$

and when  $x_2 = 3$ ,

$$y_2 = f(x_2) = f(3) = 3^2 = 9.$$

The average rate of change is

$$\frac{9 - 4}{3 - 2} = \frac{5}{1} = 5.$$

### Quick Check 2

For  $f(x) = x^3$ , find the average rate of change between:

a)  $x = 1$  and  $x = 4$ ;

b)  $x = 1$  and  $x = 2$ ;

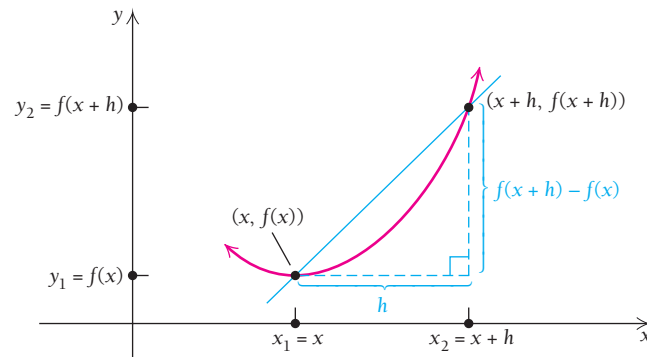
c)  $x = 1$  and  $x = 1.2$ .

### Quick Check 2

For a linear function, the average rate of change is the same for any choice of  $x_1$  and  $x_2$ . As we saw in Example 3, a function that is not linear has average rates of change that vary with the choice of  $x_1$  and  $x_2$ .

## Difference Quotients as Average Rates of Change

We now develop a notation for average rates of change that does not require subscripts. Instead of  $x_1$ , we will write simply  $x$ ; in place of  $x_2$ , we will write  $x + h$ .



It may help to think of the  $h$  as the horizontal distance between the inputs  $x_1$  and  $x_2$ . That is, to get from  $x_1$ , or  $x$ , to  $x_2$ , we move a distance  $h$ . Thus,  $x_2 = x + h$ . Then the average rate of change, also called a *difference quotient*, is given by

$$\frac{y_2 - y_1}{x_2 - x_1} = \frac{f(x_2) - f(x_1)}{x_2 - x_1} = \frac{f(x + h) - f(x)}{(x + h) - x} = \frac{f(x + h) - f(x)}{h}.$$

TECHNOLOGY CONNECTION 

## EXERCISES

Use a calculator to show that  $f(x + h) \neq f(x) + f(h)$  for each of the following functions.

- $f(x) = x^4 + x^2$ ; let  $x = 6$  and  $h = 0.02$ .
- $f(x) = x^3 - 2x^2 + 4$ ; let  $x = 6$  and  $h = 0.1$ .

## DEFINITION

The average rate of change of  $f$  with respect to  $x$  is also called the **difference quotient**. It is given by

$$\frac{f(x + h) - f(x)}{h}, \quad \text{where } h \neq 0.$$

The difference quotient is equal to the slope of the secant line from  $(x, f(x))$  to  $(x + h, f(x + h))$ .

Keep in mind that, in general,  $f(x + h) \neq f(x) + f(h)$ . (You can check this using  $f(x) = x^2$ , as in the Technology Connection at the left.)

**EXAMPLE 4** For  $f(x) = x^2$ , find the difference quotient when:

- $x = 5$  and  $h = 3$ .
- $x = 5$  and  $h = 0.1$ .
- $x = 5$  and  $h = 0.01$ .

**Solution**

**a)** We substitute  $x = 5$  and  $h = 3$  into the formula:

$$\frac{f(x + h) - f(x)}{h} = \frac{f(5 + 3) - f(5)}{3} = \frac{f(8) - f(5)}{3}.$$

Now  $f(8) = 8^2 = 64$  and  $f(5) = 5^2 = 25$ , and we have

$$\frac{f(8) - f(5)}{3} = \frac{64 - 25}{3} = \frac{39}{3} = 13.$$

The difference quotient is 13. It is also the slope of the line from  $(5, 25)$  to  $(8, 64)$ .

**b)** We substitute  $x = 5$  and  $h = 0.1$  into the formula:

$$\frac{f(x + h) - f(x)}{h} = \frac{f(5 + 0.1) - f(5)}{0.1} = \frac{f(5.1) - f(5)}{0.1}.$$

Now  $f(5.1) = (5.1)^2 = 26.01$  and  $f(5) = 25$ , and we have

$$\frac{f(5.1) - f(5)}{0.1} = \frac{26.01 - 25}{0.1} = \frac{1.01}{0.1} = 10.1.$$

**c)** We substitute  $x = 5$  and  $h = 0.01$  into the formula:

$$\frac{f(x + h) - f(x)}{h} = \frac{f(5 + 0.01) - f(5)}{0.01} = \frac{f(5.01) - f(5)}{0.01}.$$

Now  $f(5.01) = (5.01)^2 = 25.1001$  and  $f(5) = 25$ , and we have

$$\frac{f(5.01) - f(5)}{0.01} = \frac{25.1001 - 25}{0.01} = \frac{0.1001}{0.01} = 10.01.$$

Note the trend in the average rate of change as  $h$  gets closer to 0.

For the function in Example 4, let's find a form of the difference quotient that will allow for more efficient computations.

**EXAMPLE 5** For  $f(x) = x^2$ , find a simplified form of the difference quotient. Then find the value of the difference quotient when  $x = 5$  and  $h = 0.1$  and when  $x = 5$  and  $h = 0.01$ .

**Solution** We have

$$f(x) = x^2,$$

so

$$f(x + h) = (x + h)^2 = x^2 + 2xh + h^2. \quad \text{Multiplying } (x + h)(x + h)$$

Then

$$f(x + h) - f(x) = (x^2 + 2xh + h^2) - x^2 = 2xh + h^2. \quad \text{The } x^2 \text{ terms sum to 0.}$$

Thus,

$$\frac{f(x + h) - f(x)}{h} = \frac{2xh + h^2}{h} = \frac{h(2x + h)}{h} = 2x + h, \quad h \neq 0. \quad h/h = 1$$

This is a simplified form of this difference quotient. It is important to note that any difference quotient is defined only when  $h \neq 0$ . The above simplification is valid only for nonzero values of  $h$ .

When  $x = 5$  and  $h = 0.1$ ,

$$\frac{f(x + h) - f(x)}{h} = 2x + h = 2 \cdot 5 + 0.1 = 10 + 0.1 = 10.1.$$

When  $x = 5$  and  $h = 0.01$ ,

$$\frac{f(x + h) - f(x)}{h} = 2x + h = 2 \cdot 5 + 0.01 = 10.01.$$

Although the expression  $2x + h$  is valid only when  $h \neq 0$ , there is nothing stopping us from allowing  $h$  to get closer and closer to 0. Perhaps you can sense what the value of the difference quotient would be in this example if you allowed  $h$  to get close to 0 as a limit.

Compare the results of Example 4(b) and 4(c) and Example 5. In general, computations are easier when a simplified form of a difference quotient is found before any specific calculations are performed.

**EXAMPLE 6** For  $f(x) = x^3$ , find a simplified form of the difference quotient.

**Solution** For  $f(x) = x^3$ ,

$$f(x + h) = (x + h)^3 = x^3 + 3x^2h + 3xh^2 + h^3.$$

(This is shown in Appendix A at the end of this book.) Then

$$f(x + h) - f(x) = (x^3 + 3x^2h + 3xh^2 + h^3) - x^3 = 3x^2h + 3xh^2 + h^3.$$

Thus,

$$\begin{aligned} \frac{f(x + h) - f(x)}{h} &= \frac{3x^2h + 3xh^2 + h^3}{h} && \text{It is understood that } h \neq 0. \\ &= \frac{h(3x^2 + 3xh + h^2)}{h} && \text{Factoring out } h; \\ &= 3x^2 + 3xh + h^2, \quad h \neq 0. && h/h = 1 \end{aligned}$$

Again, this is true *only* for  $h \neq 0$ .

### Quick Check 3

Use the result of Example 6 to calculate the slope of the secant line (average rate of change) at  $x = 2$ , for  $h = 0.1$ ,  $h = 0.01$ , and  $h = 0.001$ .

### Quick Check 3

The next two examples illustrate the development of the difference quotients for a simple rational function (Example 7) and for the square-root function (Example 8). These two forms are very common in calculus.

■ **EXAMPLE 7** For  $f(x) = 1/x$ , find a simplified form of the difference quotient.

**Solution** For  $f(x) = 1/x$ ,

$$f(x + h) = \frac{1}{x + h}.$$

Then

$$\begin{aligned} f(x + h) - f(x) &= \frac{1}{x + h} - \frac{1}{x} \\ &= \frac{1}{x + h} \cdot \frac{x}{x} - \frac{1}{x} \cdot \frac{x + h}{x + h} && \text{Here we are multiplying by 1 to} \\ &= \frac{x - (x + h)}{x(x + h)} && \text{get a common denominator.} \\ &= \frac{x - x - h}{x(x + h)} \\ &= \frac{-h}{x(x + h)}. \end{aligned}$$

Thus,

$$\begin{aligned} \frac{f(x + h) - f(x)}{h} &= \frac{\frac{-h}{x(x + h)}}{h} \\ &= \frac{-h}{x(x + h)} \cdot \frac{1}{h} = \frac{-1}{x(x + h)}, \quad h \neq 0. \end{aligned}$$

This is true *only* for  $h \neq 0$ .

■ **EXAMPLE 8** For  $f(x) = \sqrt{x}$ , find a simplified form of the difference quotient.

**Solution** For  $f(x) = \sqrt{x}$ , we have  $f(x + h) = \sqrt{x + h}$ , so the difference quotient is

$$\frac{f(x + h) - f(x)}{h} = \frac{\sqrt{x + h} - \sqrt{x}}{h}.$$

Algebraic simplification of this difference quotient leads to

$$\frac{f(x + h) - f(x)}{h} = \frac{1}{\sqrt{x + h} + \sqrt{x}}, \quad h \neq 0.$$

Demonstration of this simplification is left as Exercise 54. You should note this simplified difference quotient as it will be seen again in Section 1.5.

In all of the above cases where we simplified a difference quotient using algebra, we ended up with two variables:  $x$  and  $h$ , where  $h$  cannot be 0. Although  $h$  cannot be exactly 0, we may let  $h$  be as close to 0 as we desire. This is a limit! In the next section, we will take that final step: allowing  $h$  to approach 0 as a limit.

# Section Summary

- An *average rate of change* is the slope of a line between two points. If the two points are  $(x_1, y_1)$  and  $(x_2, y_2)$ , then the average rate of change is  $\frac{y_2 - y_1}{x_2 - x_1}$ .
- If the two points are solutions to a single function, an equivalent form of the slope formula is  $\frac{f(x + h) - f(x)}{h}$ , where  $h$  is the horizontal difference between the two

- $x$ -values. This is called the *difference quotient*. The line connecting these two points is called a *secant line*.
- The difference quotient is the same as the slope formula. Both give the slope of the line between two points.
- The difference quotient gives the *average rate of change* between two points on a graph, represented by the secant line.
- It is preferable to simplify a difference quotient algebraically before evaluating it for particular values of  $x$  and  $h$ .

## EXERCISE SET 1.3

For each function in Exercises 1–16, (a) find a simplified form of the difference quotient and then (b) complete the following table.

$x$	$h$	$\frac{f(x + h) - f(x)}{h}$
5	2	
5	1	
5	0.1	
5	0.01	

- |                           |                           |
|---------------------------|---------------------------|
| 1. $f(x) = 4x^2$          | 2. $f(x) = 5x^2$          |
| 3. $f(x) = -4x^2$         | 4. $f(x) = -5x^2$         |
| 5. $f(x) = x^2 + x$       | 6. $f(x) = x^2 - x$       |
| 7. $f(x) = \frac{2}{x}$   | 8. $f(x) = \frac{9}{x}$   |
| 9. $f(x) = -2x + 5$       | 10. $f(x) = 2x + 3$       |
| 11. $f(x) = 1 - x^3$      | 12. $f(x) = 12x^3$        |
| 13. $f(x) = x^2 - 3x$     | 14. $f(x) = x^2 - 4x$     |
| 15. $f(x) = x^2 + 4x - 3$ | 16. $f(x) = x^2 - 3x + 5$ |

### APPLICATIONS

#### Business and Economics

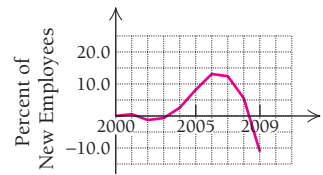
For Exercises 17–24, use each graph to estimate the average rate of change of the percentage of new employees in that type of

employment from 2000 to 2005, from 2005 to 2009, and from 2000 to 2009. (Source: Bureau of Labor Statistics.)

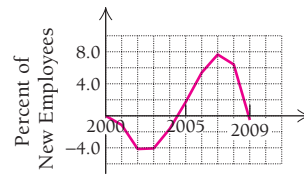
#### 17. Total employment.



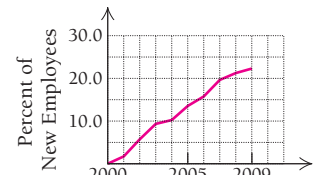
#### 18. Construction.



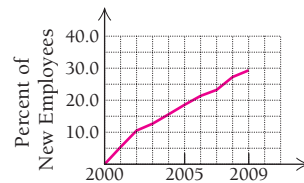
#### 19. Professional services.



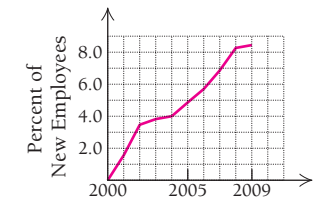
#### 20. Health care.



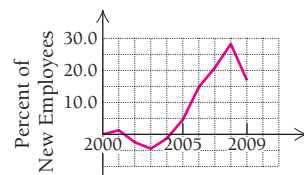
#### 21. Education.



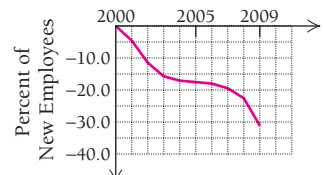
#### 22. Government.



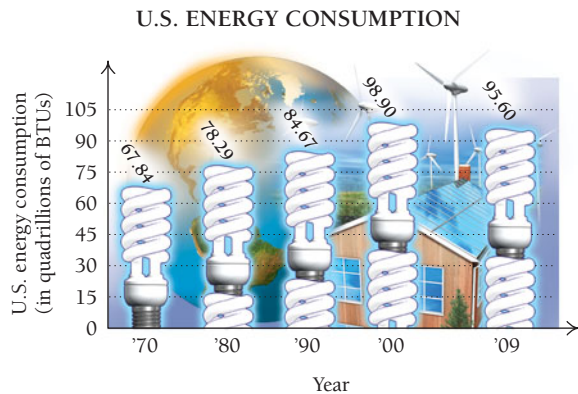
#### 23. Mining and logging.



#### 24. Manufacturing.

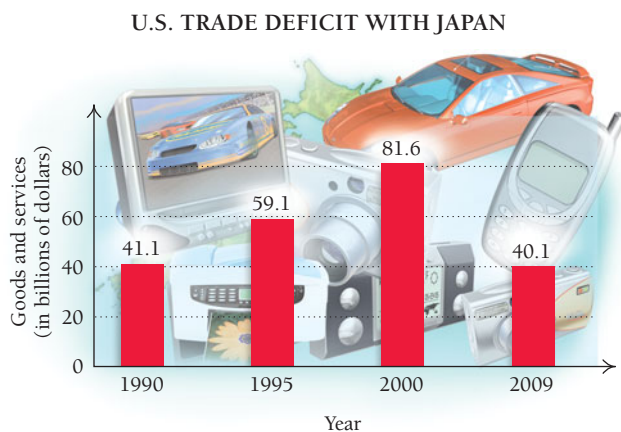


25. Use the following graph to find the average rate of change in U.S. energy consumption from 1970 to 1980, from 1980 to 1990, and from 2000 to 2009.



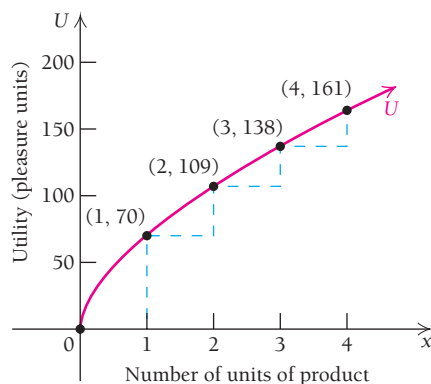
(Source: U.S. Energy Information Administration.)

26. Use the following graph to find the average rate of change of the U.S. trade deficit with Japan from 1990 to 1995, from 1995 to 2000, and from 2000 to 2009.



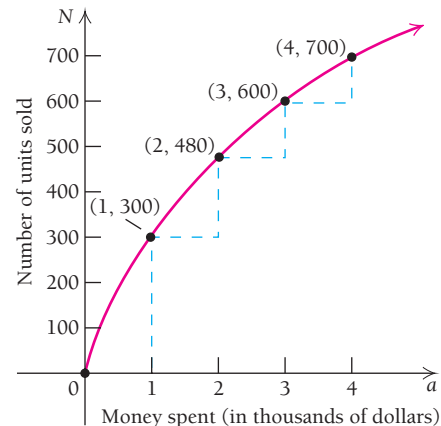
(Source: U.S. Census Bureau, *Statistical Abstract of the United States*, 2010.)

27. **Utility.** Utility is a type of function that occurs in economics. When a consumer receives  $x$  units of a certain product, a certain amount of pleasure, or utility  $U$ , is derived. The following is a graph of a typical utility function.



- a) Find the average rate of change of  $U$  as  $x$  changes from 0 to 1; from 1 to 2; from 2 to 3; from 3 to 4.  
 b) Why do you think the average rates of change are decreasing as  $x$  increases?

28. **Advertising results.** The following graph shows a typical response to advertising. After an amount  $a$  is spent on advertising, the company sells  $N(a)$  units of a product.



- a) Find the average rate of change of  $N$  as  $a$  changes from 0 to 1; from 1 to 2; from 2 to 3; from 3 to 4.  
 b) Why do you think the average rates of change are decreasing as  $x$  increases?
29. **Baseball ticket prices.** Based on data from Major League Baseball, the average price of a ticket to a major league game can be approximated by  $p(x) = 0.03x^2 + 0.56x + 8.63$ , where  $x$  is the number of years after 1991 and  $p(x)$  is in dollars. (Source: Based on data from www.teammarketing.com.)
- a) Find  $p(4)$ .  
 b) Find  $p(17)$ .  
 c) Find  $p(17) - p(4)$ .  
 d) Find  $\frac{p(17) - p(4)}{17 - 4}$ , and interpret this result.
30. **Compound interest.** The amount of money,  $A(t)$ , in a savings account that pays 6% interest, compounded quarterly for  $t$  years, when an initial investment of \$2000 is made, is given by  $A(t) = 2000(1.015)^{4t}$ .
- a) Find  $A(3)$ .  
 b) Find  $A(5)$ .  
 c) Find  $A(5) - A(3)$ .  
 d) Find  $\frac{A(5) - A(3)}{5 - 3}$ , and interpret this result.
31. **Credit card debt.** When a balance of \$5000 is owed on a credit card and interest is being charged at a rate of 14% per year, the total amount owed after  $t$  years,  $A(t)$ , is given by  $A(t) = 5000(1.14)^t$ .  
 Find  $\frac{A(3) - A(2)}{3 - 2}$ , and interpret this result.
32. **Credit card debt.** When a balance of \$3000 is owed on a credit card and interest is charged at a rate of 17% per year, the total amount owed after  $t$  years,  $A(t)$ , is given by  $A(t) = 3000(1.17)^t$ .  
 Find  $\frac{A(4) - A(3)}{4 - 3}$ , and interpret this result.

33. **Total cost.** Suppose that Sport Stylz Inc. determines that the cost, in dollars, of producing  $x$  cellphone-sunglasses is given by

$$C(x) = -0.05x^2 + 50x.$$

Find  $\frac{C(301) - C(300)}{301 - 300}$ , and interpret the significance of this result to the company.

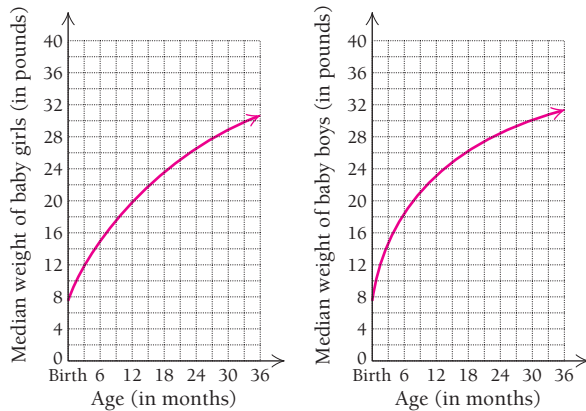
34. **Total revenue.** Suppose that Sports Stylz Inc. determines that the revenue, in dollars, from the sale of  $x$  cellphone-sunglasses is given by

$$R(x) = -0.01x^2 + 1000x.$$

Find  $\frac{R(301) - R(300)}{301 - 300}$ , and interpret the significance of this result to the company.

### Life and Physical Sciences

35. **Growth of a baby.** The median weights of babies at age  $t$  months are graphed below.



(Source: Developed by the National Center for Health Statistics in collaboration with the National Center for Chronic Disease Prevention and Health Promotion, 2000.)

Use the graph of girls' median weight to estimate:

- The average growth rate of a girl during her first 12 months. (Your answer should be in pounds per month.)
  - The average growth rate of a girl during her second 12 months.
  - The average growth rate of a girl during her first 24 months.
  - Based on your answers in parts (a)–(c) and the graph, estimate the growth rate of a typical 12-month-old girl. Use a straightedge.
  - When does the graph indicate that a baby girl's growth rate is greatest?
36. **Growth of a baby.** Use the graph of boys' median weight in Exercise 35 to estimate:
- The average growth rate of a boy during his first 15 months. (Your answer should be in pounds per month.)
  - The average growth rate of a boy during his second 15 months. (Your answer should be in pounds per month.)

- The average growth rate of a boy during his first 30 months. (Your answer should be in pounds per month.)

**d)** Based on your answers in parts (a)–(c) and the graph, estimate the growth rate of a typical boy at exactly 15 months, and explain how you arrived at this figure.

37. **Home range.** It has been shown that the home range, in hectares, of a carnivorous mammal weighing  $w$  grams can be approximated by

$$H(w) = 0.11w^{1.36}.$$

(Source: Based on information in Emlen, J. M., *Ecology: An Evolutionary Approach*, p. 200, Reading, MA: Addison-Wesley, 1973; and Harestad, A. S., and Bunnell, F. L., "Home Range and Body Weight—A Reevaluation," *Ecology*, Vol. 60, No. 2, pp. 389–402.)

- Find the average rate at which a carnivorous mammal's home range increases as the animal's weight grows from 500 g to 700 g.

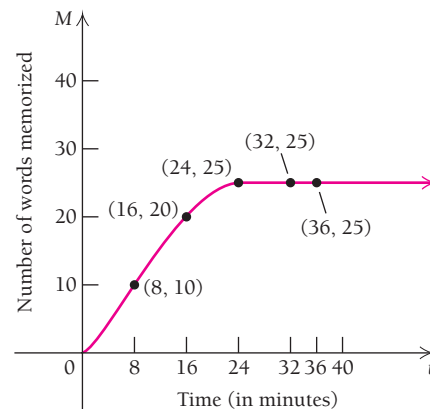
**b)** Find  $\frac{H(300) - H(200)}{300 - 200}$ , and interpret this result.

38. **Radar range.** The function given by  $R(x) = 11.74x^{1/4}$  can be used to approximate the maximum range  $R(x)$ , in miles, of an ARSR-3 surveillance radar with a peak power of  $x$  watts (W). (Source: *Introduction to RADAR Techniques*, Federal Aviation Administration, 1988.)

- Find the rate at which the maximum radar range changes as peak power increases from 40,000 W to 60,000 W.

**b)** Find  $\frac{R(60,000) - R(50,000)}{60,000 - 50,000}$ , and interpret this result.

39. **Memory.** The total number of words,  $M(t)$ , that a person can memorize in  $t$  minutes is shown in the following graph.



- Find the average rate of change of  $M$  as  $t$  changes from 0 to 8; from 8 to 16; from 16 to 24; from 24 to 32; from 32 to 36.

**b)** Why do the average rates of change become 0 after 24 min?

40. **Average velocity.** Suppose that in  $t$  hours, a truck travels  $s(t)$  miles, where
- $$s(t) = 10t^2.$$

- a) Find  $s(5) - s(2)$ . What does this represent?
- b) Find the average rate of change of distance with respect to time as  $t$  changes from  $t_1 = 2$  to  $t_2 = 5$ . This is known as *average velocity*, or *speed*.

41. **Average velocity.** In  $t$  seconds, an object dropped from a certain height will fall  $s(t)$  feet, where

$$s(t) = 16t^2.$$

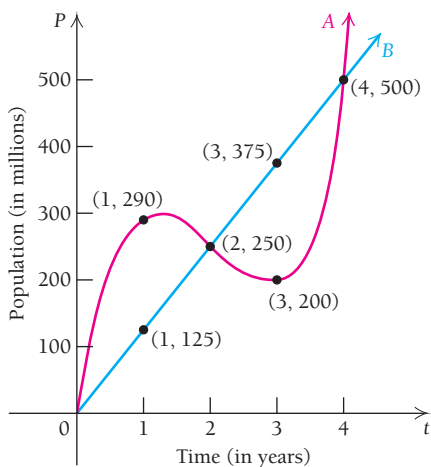
- a) Find  $s(5) - s(3)$ .
- b) What is the average rate of change of distance with respect to time during the period from 3 to 5 sec? This is also *average velocity*.

42. **Gas mileage.** At the beginning of a trip, the odometer on a car reads 30,680, and the car has a full tank of gas. At the end of the trip, the odometer reads 31,077. It takes 13.5 gal of gas to refill the tank.

- a) What is the average rate at which the car was traveling, in miles per gallon?
- b) What is the average rate of gas consumption in gallons per mile?

**Social Sciences**

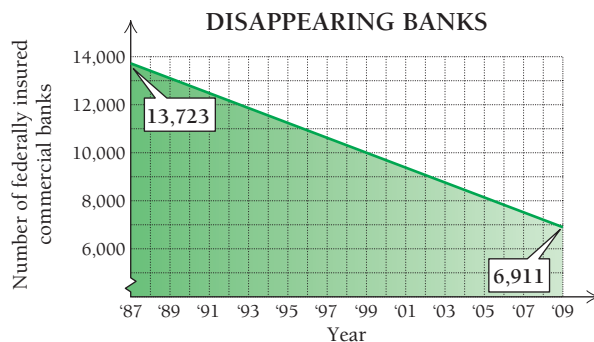
43. **Population growth.** The two curves below describe the numbers of people in two countries at time  $t$ , in years.



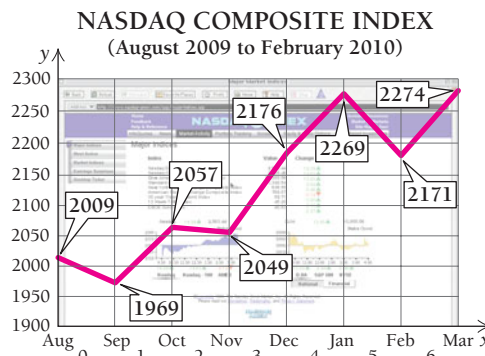
- a) Find the average rate of change of each population with respect to time  $t$  as  $t$  changes from 0 to 4. This is often called the *average growth rate*.
- b) If the calculation in part (a) were the only one made, would we detect the fact that the populations were growing differently? Explain.
- c) Find the average rates of change of each population as  $t$  changes from 0 to 1; from 1 to 2; from 2 to 3; from 3 to 4.
- d) For which population does the statement “the population grew consistently at a rate of 125 million per year” convey accurate information? Why?

**SYNTHESIS**

44. **Business: comparing rates of change.** The following two graphs show the number of federally insured banks and the Nasdaq Composite Stock Index over a 6-month period.



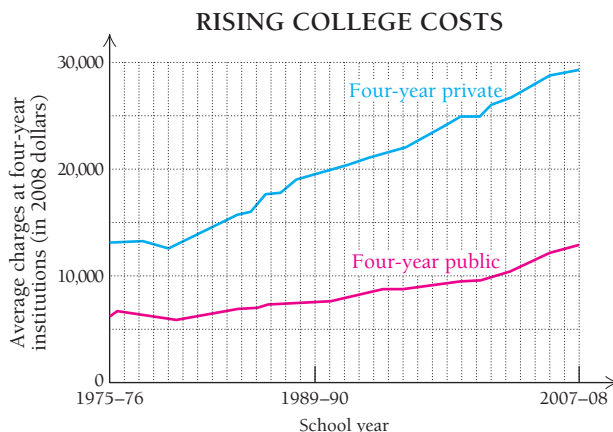
(Source: Federal Deposit Insurance Corp.)



(Source: Nasdaq.)

Explain the difference between these graphs in as many ways as you can. Be sure to mention average rates of change.

45. **Rising cost of college.** Like the cost of most things, the cost of a college education has gone up over the past 35 years. The graphs below display the yearly costs of 4-year colleges in 2008 dollars—indicating that the costs prior to 2008 have been adjusted for inflation.



(Source: National Center for Educational Statistics, Annual Digest of Educational Statistics, 2008.)

- a) In what school year did the cost of a private 4-year college increase the most?
- b) In what school year(s) did the cost of a public 4-year college increase the most?
- c) Assuming an annual inflation rate of 3%, calculate the cost of a year at a public and at a private 4-year college in 1975. Express the costs in 1975 dollars.



Find the simplified difference quotient for each function listed.

46.  $f(x) = mx + b$

47.  $f(x) = ax^2 + bx + c$

48.  $f(x) = ax^3 + bx^2$

49.  $f(x) = x^4$

50.  $f(x) = x^5$

51.  $f(x) = ax^5 + bx^4$

52.  $f(x) = \frac{1}{x^2}$

53.  $f(x) = \frac{1}{1-x}$

54. Below are shown all of the steps in the simplification of the difference quotient for  $f(x) = \sqrt{x}$  (see Example 8). Provide a brief justification for each step.

$$\frac{f(x+h) - f(x)}{h} = \frac{\sqrt{x+h} - \sqrt{x}}{h}$$

$$\text{a) } = \frac{\sqrt{x+h} - \sqrt{x}}{h} \cdot \left( \frac{\sqrt{x+h} + \sqrt{x}}{\sqrt{x+h} + \sqrt{x}} \right)$$

$$\text{b) } = \frac{x+h + \sqrt{x}\sqrt{x+h} - \sqrt{x}\sqrt{x+h} - x}{h(\sqrt{x+h} + \sqrt{x})}$$

$$\text{c) } = \frac{x+h-x}{h(\sqrt{x+h} + \sqrt{x})}$$

$$\text{d) } = \frac{h}{h(\sqrt{x+h} + \sqrt{x})}$$

$$\text{e) } = \frac{1}{\sqrt{x+h} + \sqrt{x}}$$

For Exercises 55 and 56, find the simplified difference quotient.

55.  $f(x) = \sqrt{2x+1}$

56.  $f(x) = \frac{1}{\sqrt{x}}$

### Answers to Quick Checks

1. (a) It rained 1/2 inch per hour. (b) Your car gets 12.5 miles per gallon. (c) The temperature dropped 2 degrees per hour. 2. (a) 21; (b) 7; (c) 3.64  
3. 12.61, 12.0601, 12.006001

## 1.4

### OBJECTIVES

- Find derivatives and values of derivatives.
- Find equations of tangent lines.

## Differentiation Using Limits of Difference Quotients

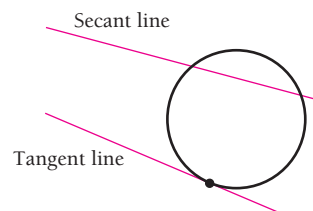
The slope of the secant line connecting two points  $(x, f(x))$  and  $(x+h, f(x+h))$  on the graph of a function  $y = f(x)$  represents the average rate of change of  $f(x)$  over the interval  $[x, x+h]$ . This rate is given by the *difference quotient*

$$\frac{f(x+h) - f(x)}{h}, \quad h \neq 0.$$

In Section 1.3, we worked out difference quotients for several functions, simplifying them as much as possible. These simplified difference quotients contain the variables  $x$  and  $h$ , and we can calculate the slope of a secant line by evaluating the difference quotient for a given  $x$ -value and a given  $h$ -value. Recall that  $h$  represents the horizontal distance between  $x$  and  $x+h$ . Although  $h$  cannot equal zero, we can consider the case where  $h$  approaches zero as a limit. In this section, we explore this possibility.

### Tangent Lines

A line that touches a circle at exactly one point is called a *tangent line*. The word “tangent” derives from the Latin *tangentem*, meaning “touch,” whereas the word “secant” derives from the Latin *secantem*, meaning “cut.” In the figure below, the secant line cuts through the circle, while the tangent line touches, but does not cut through, the circle.



These notions can be extended to any smooth curve: a tangent line touches a curve at a single point only, in the same way as the tangent line touches the circle in the figure at the bottom of p. 132. In Fig. 1, the line  $L$  touches the curve exactly once in the small interval containing  $P$ , the *point of tangency*. We are not concerned with the behavior of the line far from the point of tangency. We see that  $L$  does pass through the curve elsewhere, but it is still considered a tangent line to the curve at point  $P$ .

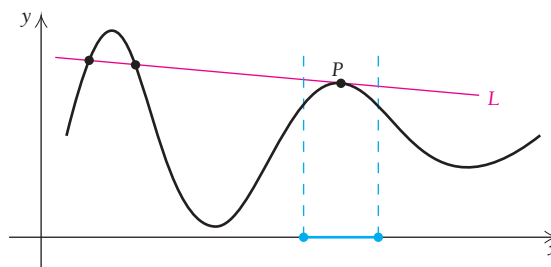


FIGURE 1

In Figure 2, line  $M$  crosses the curve only at point  $P$ , but is not tangent to the curve; it does not touch the curve in the desired manner.

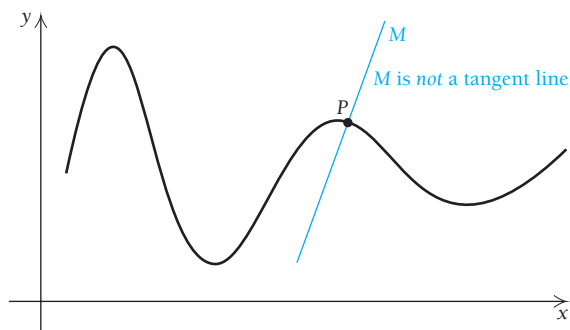


FIGURE 2

In Figure 3, all of the lines except for  $L_1$  and  $L_2$  are tangent lines.

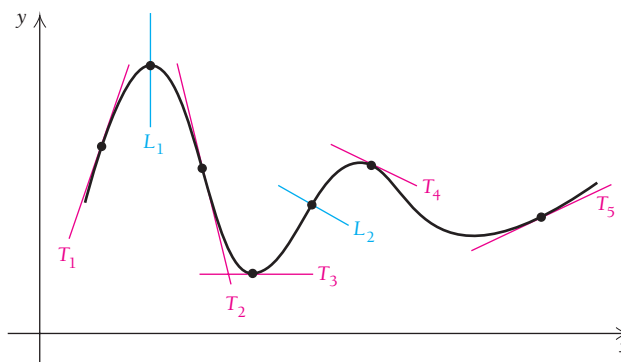


FIGURE 3

One more observation: if a curve is smooth (has no corners), then each point on the curve will have a *unique* tangent line; that is, exactly one tangent line is possible at any given point.



The power lines run tangent to the tower brackets at the turn.

#### TECHNOLOGY CONNECTION

##### Exploratory

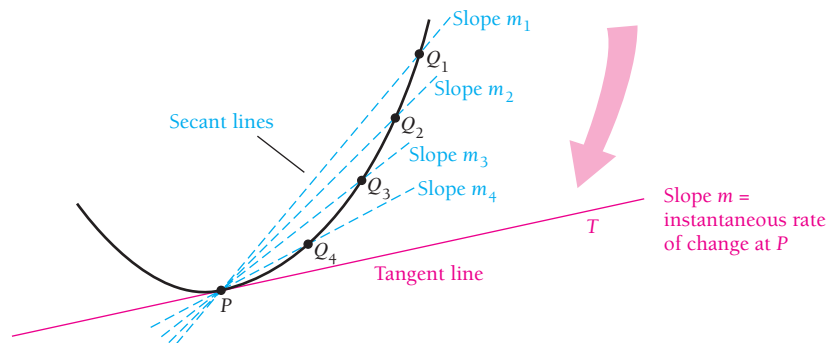
Graph  $y_1 = 3x^5 - 20x^3$  with the viewing window  $[-3, 3, -80, 80]$ , with  $Xscl = 1$  and  $Yscl = 10$ .

Then also graph the lines  $y_2 = -7x - 10$ ,  $y_3 = -30x + 13$ , and  $y_4 = -45x + 28$ . Which line appears to be tangent to the graph of  $y_1$  at  $(1, -17)$ ? If necessary, zoom in near  $(1, -17)$  to refine your guess.

## Differentiation Using Limits

We now define *tangent line* so that it makes sense for *any* curve. To do this, we use the notion of limit.

To obtain the line tangent to the curve at point  $P$ , consider secant lines through  $P$  and neighboring points  $Q_1, Q_2$ , and so on. As the  $Q$ 's approach  $P$ , the secant lines approach line  $T$ . Each secant line has a slope. The slopes  $m_1, m_2, m_3$ , and so on, of the secant lines approach the slope  $m$  of line  $T$ . We *define* line  $T$  as the **tangent line**, the line that contains point  $P$  and has slope  $m$ , where  $m$  is the limit of the slopes of the secant lines as the points  $Q$  approach  $P$ .



Think of the sequence of secant lines as an animation: as the points  $Q$  move closer to the fixed point  $P$ , the resulting secant lines “lie down” on the tangent line.

How might we calculate the limit  $m$ ? Suppose that  $P$  has coordinates  $(x, f(x))$ . Then the first coordinate of  $Q$  is  $x$  plus some number  $h$ , or  $x + h$ . The coordinates of  $Q$  are  $(x + h, f(x + h))$ , as shown in Fig. 4.

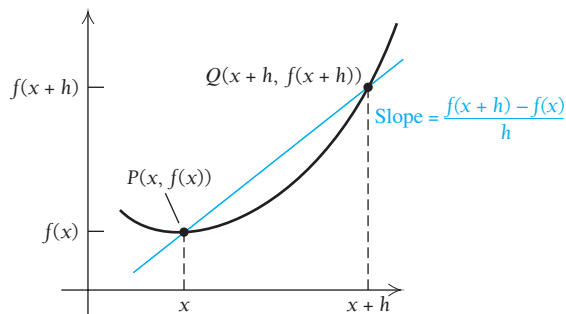


FIGURE 4

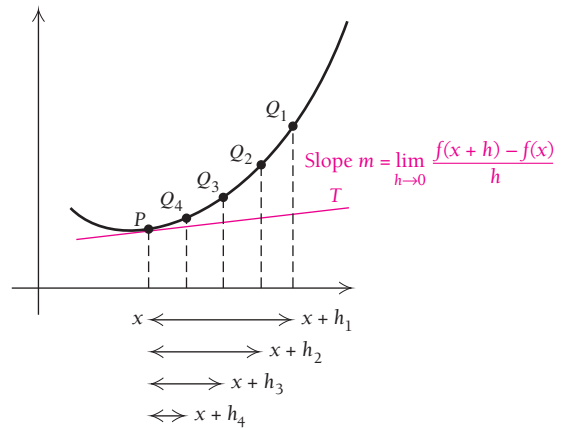


FIGURE 5

From Section 1.3, we know that the slope of the secant line  $\overrightarrow{PQ}$  is given by

$$\frac{f(x+h) - f(x)}{h}.$$

Now, as we see in Fig. 5, as the  $Q$ 's approach  $P$ , the values of  $x + h$  approach  $x$ . That is,  $h$  approaches 0. Thus, we have the following.

---


$$\text{The slope of the tangent line at } (x, f(x)) = m = \lim_{h \rightarrow 0} \frac{f(x+h) - f(x)}{h}.$$

This limit is also the **instantaneous rate of change** of  $f(x)$  at  $x$ .

---

The formal definition of the *derivative of a function*  $f$  can now be given. We will designate the derivative at  $x$  as  $f'(x)$ , rather than  $m$ . The notation  $f'(x)$  is read “the derivative of  $f$  at  $x$ ,” “ $f$  prime at  $x$ ,” or “ $f$  prime of  $x$ .”

“Nothing in this world is so powerful as an idea whose time has come.”

Victor Hugo

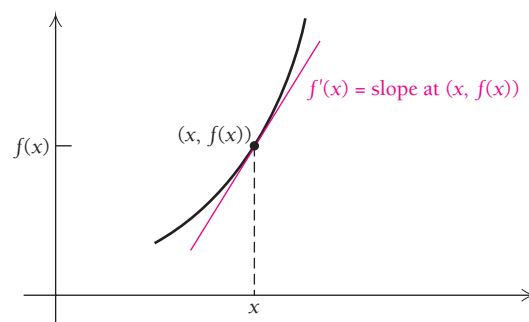
### DEFINITION

For a function  $y = f(x)$ , its **derivative** at  $x$  is the function  $f'$  defined by

$$f'(x) = \lim_{h \rightarrow 0} \frac{f(x+h) - f(x)}{h},$$

provided that the limit exists. If  $f'(x)$  exists, then we say that  $f$  is **differentiable** at  $x$ . We sometimes call  $f'$  the **derived function**.

Let's now calculate some formulas for derivatives. That is, given a formula for a function  $f$ , we will attempt to find a formula for  $f'$ .



There are three steps in calculating a derivative.

1. Write the difference quotient,  $(f(x+h) - f(x))/h$ .
2. Simplify the difference quotient.
3. Find the limit as  $h$  approaches 0.

■ **EXAMPLE 1** For  $f(x) = x^2$ , find  $f'(x)$ . Then find  $f'(-3)$  and  $f'(4)$ .

**Solution** We have

$$1. \frac{f(x+h) - f(x)}{h} = \frac{(x+h)^2 - x^2}{h}$$

$$2. \frac{f(x+h) - f(x)}{h} = \frac{x^2 + 2xh + h^2 - x^2}{h} \\ = \frac{2xh + h^2}{h} = \frac{h(2x + h)}{h} \\ = 2x + h, \quad h \neq 0$$

Evaluating  $f(x+h)$  and  $f(x)$

Simplifying

3. We want to find

$$\lim_{h \rightarrow 0} \frac{f(x+h) - f(x)}{h} = \lim_{h \rightarrow 0} (2x + h).$$

Recall that in Section 1.3, we calculated the slope of a secant line by evaluating the difference quotient at a particular  $x$ -value and a series of  $h$ -values that grew closer to zero:  $h = 0.1$ ,  $h = 0.01$ , and so on. If we allow  $h$  to approach 0 as close as we desire, we have the derivative. That is, for

$$\lim_{h \rightarrow 0} (2x + h) = 2x,$$

we have

$$f'(x) = 2x.$$

Using the fact that  $f'(x) = 2x$ , it follows that

$$f'(-3) = 2 \cdot (-3) = -6, \quad \text{and} \quad f'(4) = 2 \cdot 4 = 8.$$

This tells us that at  $x = -3$ , the curve has a tangent line whose slope is

$$f'(-3) = -6,$$

and at  $x = 4$ , the tangent line has slope

$$f'(4) = 8.$$

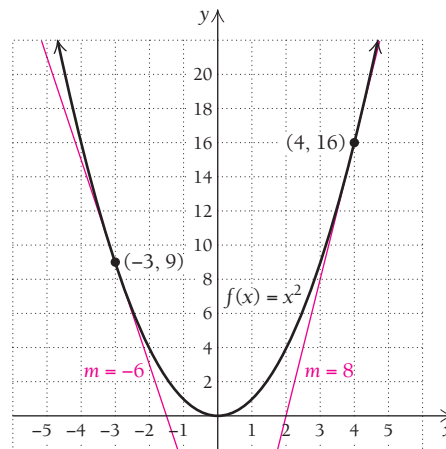
We can also say:

- The tangent line to the curve at the point  $(-3, 9)$  has slope  $-6$ .
- The tangent line to the curve at the point  $(4, 16)$  has slope  $8$ .
- The instantaneous rate of change at  $x = -3$  is  $-6$ .
- The instantaneous rate of change at  $x = 4$  is  $8$ .

### TECHNOLOGY CONNECTION

#### Exploratory

To see exactly how the definition of derivative works and to check the results of Example 1, let  $y_1 = ((-3 + x)^2 - (-3)^2)/x$  and note that we are using  $x$  in place of  $h$ . Use the TABLE feature and enter smaller and smaller values for  $x$ . Then repeat the procedure for  $y_2 = ((4 + x)^2 - 4^2)/x$ . How do these results confirm those in Example 1?



**EXAMPLE 2** For  $f(x) = x^3$ , find  $f'(x)$ . Then find  $f'(-1)$  and  $f'(1.5)$ .

#### Solution

1. We have

$$\frac{f(x+h) - f(x)}{h} = \frac{(x+h)^3 - x^3}{h}.$$

2. In Example 6 of Section 1.3 (on p. 126), we showed how this difference quotient can be simplified to

$$\frac{f(x+h) - f(x)}{h} = 3x^2 + 3xh + h^2, \quad h \neq 0.$$

3. We then have

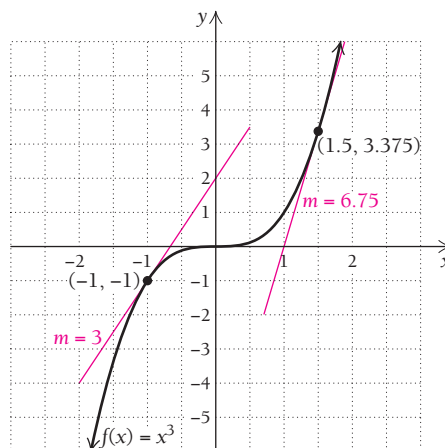
$$f'(x) = \lim_{h \rightarrow 0} \frac{f(x+h) - f(x)}{h} = \lim_{h \rightarrow 0} (3x^2 + 3xh + h^2) = 3x^2.$$

Thus,

$$f'(-1) = 3(-1)^2 = 3 \quad \text{and} \quad f'(1.5) = 3(1.5)^2 = 6.75.$$

### Quick Check 1

Use the results from Examples 1 and 2 to find the derivative of  $f(x) = x^3 + x^2$ , and then calculate  $f'(-2)$  and  $f'(4)$ . Interpret these results.



### Quick Check 1

A common error in simplifying a difference quotient is to write  $f(x) + h$ , which is incorrect! The expression  $x + h$  must remain a unit when substituting for  $x$  in the function. For example, if  $f(x) = x^2$ , we write  $f(x + h) = (x + h)^2$ . Once we have set up the expression for the difference quotient correctly, we can then simplify it using normal algebraic techniques.

**EXAMPLE 3** For  $f(x) = 3x - 4$ , find  $f'(x)$  and  $f'(2)$ .

**Solution** We follow the three steps given above.

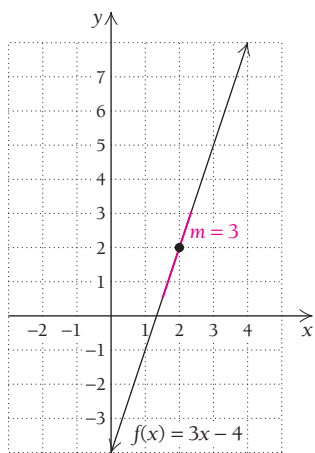
$$1. \frac{f(x+h) - f(x)}{h} = \frac{3(x+h) - 4 - (3x-4)}{h} \quad \text{The parentheses are important.}$$

$$2. \frac{f(x+h) - f(x)}{h} = \frac{3x + 3h - 4 - 3x + 4}{h} \quad \text{Using the distributive law}$$

$$= \frac{3h}{h} = 3, \quad h \neq 0; \quad \text{Simplifying}$$

$$3. \lim_{h \rightarrow 0} \frac{f(x+h) - f(x)}{h} = \lim_{h \rightarrow 0} 3 = 3, \text{ since } 3 \text{ is a constant.}$$

Thus, if  $f(x) = 3x - 4$ , then  $f'(x) = 3$  and  $f'(2) = 3$ .



The result of Example 3 suggests that, for a straight line, the slope of a tangent line is the slope of the straight line itself. That is, a general formula for the derivative of a linear function

$$f(x) = mx + b$$

$$\text{is } f'(x) = m.$$

The formula can be verified in a manner similar to that used in Example 3.

Examples 1–3 and Example 4, which follows, involve a somewhat lengthy process, but in Section 1.5 we will develop some faster techniques. It is very important in this section, however, to fully understand the concept of a derivative.

**EXAMPLE 4** For  $f(x) = \frac{1}{x}$ :

- Find  $f'(x)$ .
- Find  $f'(2)$ .
- Find an equation of the tangent line to the curve at  $x = 2$ .

TECHNOLOGY CONNECTION 

## Curves and Tangent Lines

## EXERCISES

- For  $f(x) = 3/x$ , find  $f'(x)$ ,  $f'(-2)$ , and  $f'(-\frac{1}{2})$ .
- Find an equation of the tangent line to the graph of  $f(x) = 3/x$  at  $(-2, -\frac{1}{2})$  and an equation of the tangent line to the curve at  $(-\frac{1}{2}, -6)$ . Then graph the curve  $f(x) = 3/x$  and both tangent lines. Use ZOOM to view the graphs near the points of tangency.
- To check your equations of tangent lines, first graph  $f(x) = 3/x$ . Select Tangent from the DRAW menu, and enter first  $x = -2$  and then  $x = -\frac{1}{2}$ .

## Solution

a) 1. We have

$$\frac{f(x+h) - f(x)}{h} = \frac{[1/(x+h)] - (1/x)}{h}$$

2. In Example 7 of Section 1.3 (on p. 127), we showed that this difference quotient simplifies to

$$\frac{f(x+h) - f(x)}{h} = \frac{-1}{x(x+h)}, \quad h \neq 0.$$

3. We want to find

$$\lim_{h \rightarrow 0} \frac{f(x+h) - f(x)}{h} = \lim_{h \rightarrow 0} \frac{-1}{x(x+h)}$$

As  $h \rightarrow 0$ , we have  $x+h \rightarrow x$ . Thus,

$$f'(x) = \lim_{h \rightarrow 0} \frac{-1}{x(x+h)} = \frac{-1}{x \cdot x} = \frac{-1}{x^2}.$$

b) Since  $f'(x) = -1/x^2$ , we have

$$f'(2) = \frac{-1}{2^2} = -\frac{1}{4}. \quad \text{This is the slope of the tangent line at } x = 2.$$

c) We can find an equation of the tangent line at  $x = 2$  if we know the line's slope and a point that is on the line. In part (b), we found that the slope at  $x = 2$  is  $-\frac{1}{4}$ . To find a point on the line, we compute  $f(2)$ :

$$f(2) = \frac{1}{2}. \quad \text{CAUTION! Be careful to use } f \text{ when computing } y\text{-values and } f' \text{ when computing slope.}$$

We have

$$\text{Point: } \left(2, \frac{1}{2}\right), \quad \text{This is } (x_1, f(x_1)).$$

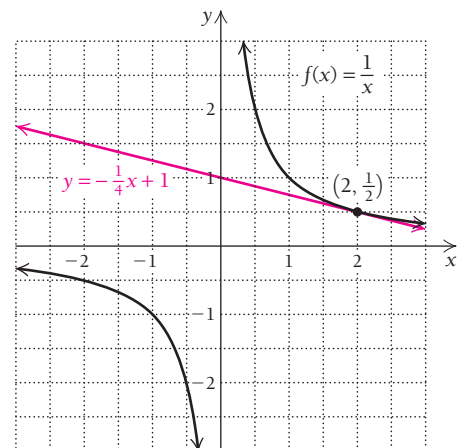
$$\text{Slope: } -\frac{1}{4}, \quad \text{This is } f'(x_1).$$

We substitute into the point-slope equation (see Section R.4):

$$\begin{aligned} y - y_1 &= m(x - x_1) \\ y - \frac{1}{2} &= -\frac{1}{4}(x - 2) \\ y &= -\frac{1}{4}x + \frac{1}{2} + \frac{1}{2} \\ &= -\frac{1}{4}x + 1. \end{aligned} \quad \left. \begin{array}{l} \\ \\ \\ \end{array} \right\} \begin{array}{l} \text{Rewriting in} \\ \text{slope-intercept form} \end{array}$$

The equation of the tangent line to the curve at  $x = 2$  is

$$y = -\frac{1}{4}x + 1.$$



## Quick Check 2

Repeat Example 4a for

$$f(x) = -\frac{2}{x}.$$

What are the similarities in your method?

## Quick Check 2

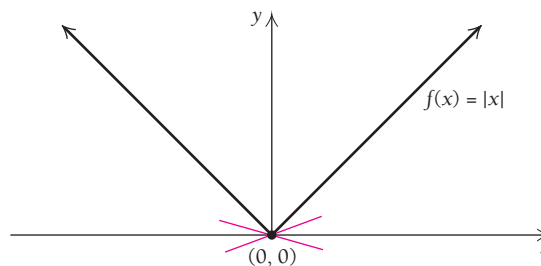
In Example 4, note that since  $f(0)$  does not exist for  $f(x) = 1/x$ , we cannot evaluate the difference quotient

$$\frac{f(0+h) - f(0)}{h}.$$

Thus,  $f'(0)$  does not exist. We say that “ $f$  is not differentiable at 0.”

When a function is not defined at a point, it is not differentiable at that point. In general, if a function is discontinuous at a point, it is not differentiable at that point.

Sometimes a function  $f$  is continuous at a point, but its derivative  $f'$  is not defined at this point. The function  $f(x) = |x|$  is an example. It is continuous at  $x = 0$  since it meets all the requirements for continuity there. But what about a tangent line at this point?



Suppose that we try to draw a tangent line at  $(0, 0)$ . A function like this with a corner (not smooth) would seem to have many tangent lines at  $(0, 0)$ , and thus many slopes. The derivative at such a point would not be unique. Let's try to calculate the derivative at 0.

Since

$$f(x) = |x| = \begin{cases} x, & \text{for } x \geq 0, \\ -x, & \text{for } x < 0, \end{cases}$$

it follows from our earlier work with lines that

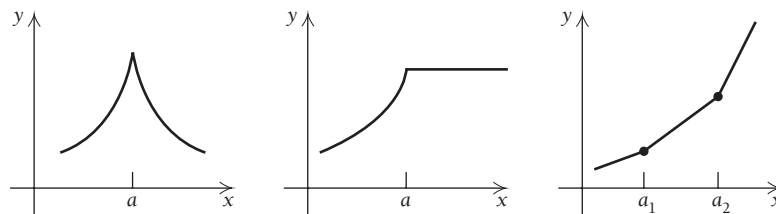
$$f'(x) = \begin{cases} 1, & \text{for } x > 0, \\ -1, & \text{for } x < 0. \end{cases}$$

Then, since

$$\lim_{x \rightarrow 0^+} f'(x) \neq \lim_{x \rightarrow 0^-} f'(x),$$

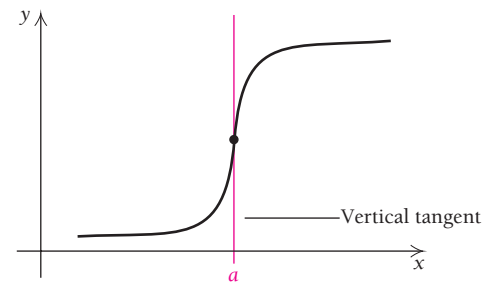
it follows that  $f'(0)$  does not exist.

In general, if a function has a “corner,” it will not have a derivative at that point. The following graphs show examples of “corners.”



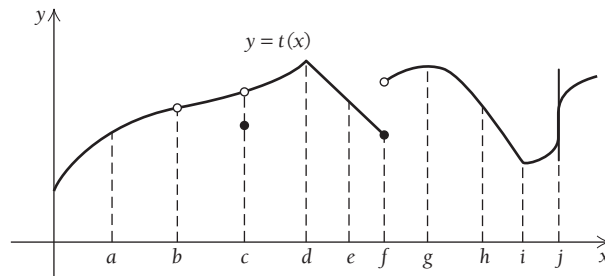


A function will also fail to be differentiable at a point if it has a vertical tangent at that point. For example, the function shown to the right has a vertical tangent at point  $a$ . Recall that since the slope of a vertical line is undefined, there is no derivative at such a point.



The function given by  $f(x) = |x|$  illustrates the fact that although a function may be continuous at each point in an interval  $I$ , it may not be differentiable at each point in  $I$ . That is, continuity does not imply differentiability. However, differentiability *does* guarantee continuity. That is, if  $f'(a)$  exists, then  $f$  is continuous at  $a$ . The function  $f(x) = x^2$  is an example of a function that is differentiable over the interval  $(-\infty, \infty)$  and is therefore continuous everywhere. Thus, when a function is differentiable over an interval, it is not just continuous, but is also *smooth* in the sense that there are no “corners” in its graph.

**EXAMPLE 5** Below is the graph of a function  $y = t(x)$ . List the points in the graph at which the function  $t$  is not differentiable.



**Solution** A function is not differentiable at a point if there is (1) a discontinuity, (2) a corner, or (3) a vertical tangent at that point. Therefore, the function  $y = t(x)$  is not differentiable at  $x = b$ ,  $x = c$ , and  $x = f$  since the function is discontinuous at these points; it is not differentiable at  $x = d$  and  $x = i$  since there are corners at these points; and it is not differentiable at  $x = j$  as there is a vertical tangent line at this point (the slope is undefined). The function is differentiable at  $x = a$ ,  $x = e$ ,  $x = g$ , and  $x = h$ .

### Quick Check 3

Where is  $f(x) = |x + 6|$  not differentiable? Why?

### Quick Check 3

## TECHNOLOGY CONNECTION



### Calculus Apps for the iPhone or iPod Touch

A Technology Connection in Section R.5 introduced two apps for the iPhone and iPod Touch: iPlot and Graphicus (both available from the iTunes Store). Here we begin to cover uses of Graphicus in calculus.

#### Graphicus

This app can graph most of the functions we encounter in this book and draw tangent lines at points on a curve. Let's consider the function  $f(x) = x^4 - 2x^2$ .

To graph a function and examine its tangent lines, first open Graphicus. Touch the blank rectangle at the top of the screen and enter the function as  $y(x)=x^4-2x^2$ . Press  $\boxed{+}$  at the upper right. You will see the graph, as shown in Fig. 1.

Notice the seven icons at the bottom of the screen. The first one is for zooming. Touch it to zoom in and zoom out. Touch the screen with two fingers and move vertically or horizontally to adjust the windows and scaling. The second icon is for visualizing tangent lines. Touch it and then touch the graph at a point, and you will see a highlighted point on the graph and a tangent line to the curve at that point (Fig. 2). Move your finger left to right along the graph and you will see highlighted various other points on the curve and tangent lines at those points (Figs. 3 and 4). Think about the slopes of the tangent lines as you move from left to right. When are they positive, negative, or 0? Note where the slope changes from positive to 0 to negative.

(continued)

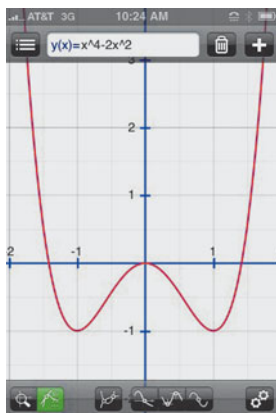


FIGURE 1

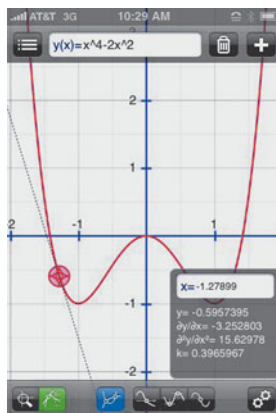


FIGURE 2

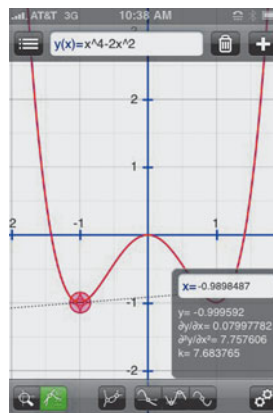


FIGURE 3

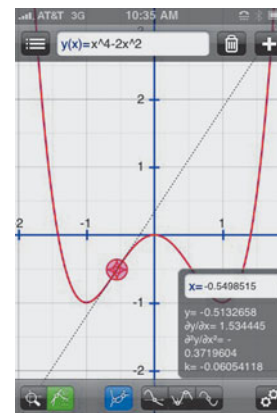


FIGURE 4

### EXERCISES

Use Graphicus to graph each function. You may need to use the zoom function to alter the window. Visualize tangent lines, noting where they are positive, negative, and 0. Then try to determine where the slope changes from positive to 0 to negative.

- $f(x) = 2x^3 - x^4$
- $f(x) = x(200 - x)$
- $f(x) = x^3 - 6x^2$

- $f(x) = -4.32 + 1.44x + 3x^2 - x^3$

- $g(x) = x\sqrt{4 - x^2}$

- $g(x) = \frac{4x}{x^2 + 1}$

- $f(x) = \frac{x^2 - 3x}{x - 1}$

- $f(x) = |x + 2| - 3$ . What happens to the tangent line at the point  $(-2, -3)$ ?

## Section Summary

- A *tangent line* is a line that touches a (smooth) curve at a single point, the *point of tangency*. See Fig. 3 (on p. 133) for examples of tangent lines (and lines that are not considered tangent lines).
- The *derivative* of a function  $f(x)$  is defined by

$$f'(x) = \lim_{h \rightarrow 0} \frac{f(x+h) - f(x)}{h}$$

- The *slope* of the tangent line to the graph of  $y = f(x)$  at  $x = a$  is the value of the derivative at  $x = a$ ; that is, the slope of the tangent line at  $x = a$  is  $f'(a)$ .
- Slopes of tangent lines are interpreted as *instantaneous rates of change*.

- The equation of a tangent line at  $x = a$  is found by simplifying  $y - f(a) = f'(a)(x - a)$ .
- If a function is differentiable at a point  $x = a$ , then it is *continuous* at  $x = a$ . That is, differentiability implies continuity.
- However, continuity at a point  $x = a$  does *not* imply differentiability at  $x = a$ . A good example is the absolute-value function,  $f(x) = |x|$ , or any function whose graph has a corner. Continuity alone is not sufficient to guarantee differentiability.
- A function is not differentiable at a point  $x = a$  if:
  - there is a discontinuity at  $x = a$ ,
  - there is a corner at  $x = a$ , or
  - there is a vertical tangent at  $x = a$ .

### EXERCISE SET

## 1.4

In Exercises 1–16:

- Graph the function.
- Draw tangent lines to the graph at points whose  $x$ -coordinates are  $-2$ ,  $0$ , and  $1$ .
- Find  $f'(x)$  by determining  $\lim_{h \rightarrow 0} \frac{f(x+h) - f(x)}{h}$ .

- Find  $f'(-2)$ ,  $f'(0)$ , and  $f'(1)$ . These slopes should match those of the lines you drew in part (b).

- $f(x) = \frac{3}{2}x^2$

- $f(x) = \frac{1}{2}x^2$

- $f(x) = -2x^2$

- $f(x) = -3x^2$

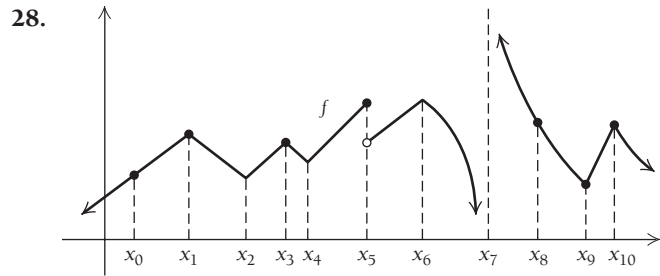
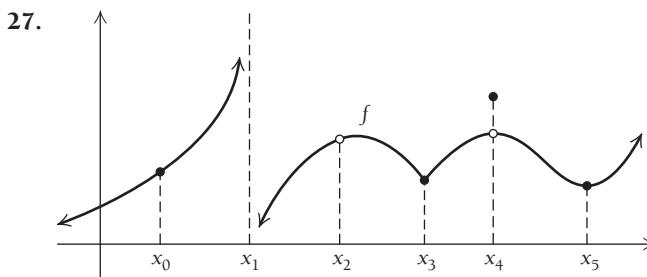
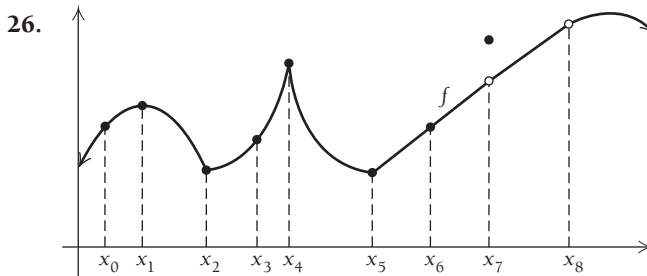
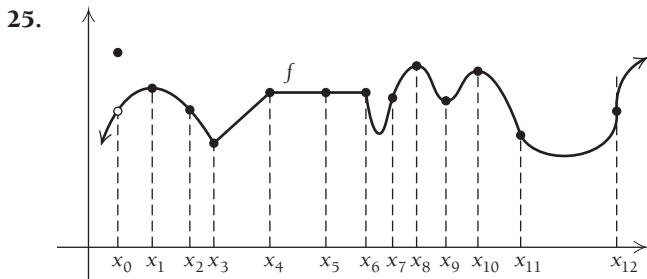
- $f(x) = x^3$

- $f(x) = -x^3$

7.  $f(x) = 2x + 3$                       8.  $f(x) = -2x + 5$   
 9.  $f(x) = \frac{1}{2}x - 3$                       10.  $f(x) = \frac{3}{4}x - 2$   
 11.  $f(x) = x^2 + x$                       12.  $f(x) = x^2 - x$   
 13.  $f(x) = 2x^2 + 3x - 2$               14.  $f(x) = 5x^2 - 2x + 7$   
 15.  $f(x) = \frac{1}{x}$                               16.  $f(x) = \frac{2}{x}$

17. Find an equation of the tangent line to the graph of  $f(x) = x^2$  at (a) (3, 9); (b) (-1, 1); (c) (10, 100). See Example 1.  
 18. Find an equation of the tangent line to the graph of  $f(x) = x^3$  at (a) (-2, -8); (b) (0, 0); (c) (4, 64). See Example 2.  
 19. Find an equation of the tangent line to the graph of  $f(x) = 2/x$  at (a) (1, 2); (b) (-1, -2); (c) (100, 0.02). See Exercise 16.  
 20. Find an equation of the tangent line to the graph of  $f(x) = -1/x$  at (a) (-1, 1); (b) (2, -1/2); (c) (-5, 1/5).  
 21. Find an equation of the tangent line to the graph of  $f(x) = 4 - x^2$  at (a) (-1, 3); (b) (0, 4); (c) (5, -21).  
 22. Find an equation of the tangent line to the graph of  $f(x) = x^2 - 2x$  at (a) (-2, 8); (b) (1, -1); (c) (4, 8).  
 23. Find  $f'(x)$  for  $f(x) = mx + b$ .  
 24. Find  $f'(x)$  for  $f(x) = ax^2 + bx$ .

For Exercises 25–28, list the points in the graph at which each function is not differentiable.



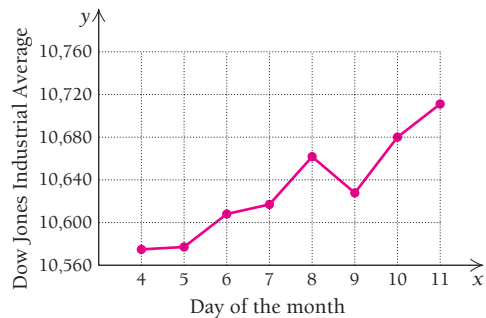
29. Draw a graph that is continuous, but not differentiable, at  $x = 3$ .  
 30. Draw a graph that has a horizontal tangent line at  $x = 5$ .  
 31. Draw a graph that is differentiable and has horizontal tangent lines at  $x = 0$ ,  $x = 2$ , and  $x = 4$ .  
 32. Draw a graph that has horizontal tangent lines at  $x = 2$  and  $x = 5$  and is continuous, but not differentiable, at  $x = 3$ .  
 33. Draw a graph that is smooth, but not differentiable, at  $x = 1$ .  
 34. Draw a graph that is smooth for all  $x$ , but not differentiable at  $x = -1$  and  $x = 2$ .

**APPLICATIONS**

*Business and Economics*

35. **The postage function.** Consider the postage function defined in Exercises 84–88 of Exercise Set 1.1, on p. 108. At what values in the domain is the function not differentiable?  
 36. **The taxicab fare function.** Consider the taxicab fare function defined in Exercises 81–83 of Exercise Set 1.1, on p. 108. At what values is the function not differentiable?  
 37. **Baseball ticket prices.** Consider the model for average Major League Baseball ticket prices in Exercise 29 of Exercise Set 1.3, on p. 129. At what values is the function not differentiable?

The values of the Dow Jones Industrial Average for the week of January 4–11, 2010, are graphed below, where  $x$  is the day of the month.



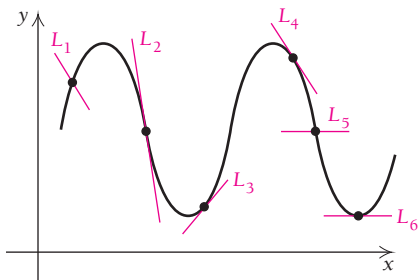
(Source: www.moneycentral.msn.com.)

38. On what day did the Dow Jones Industrial Average show the greatest rate of increase? On what day did it show the greatest rate of decrease? Give the rates.

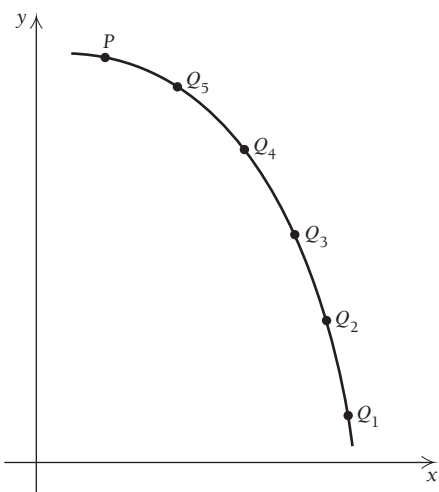
39. Is the function differentiable at the given  $x$ -values? Why or why not?

**SYNTHESIS**

40. Which of the lines in the following graph appear to be tangent lines? Try to explain why or why not.



41. On the following graph, use a blue colored pencil to draw each secant line from point  $P$  to the points  $Q$ . Then use a red colored pencil to draw a tangent line to the curve at  $P$ . Describe what happens.



For Exercises 42–48, find  $f'(x)$  for the given function.

42.  $f(x) = x^4$  (See Exercise 49 in Section 1.3.)  
 43.  $f(x) = \frac{1}{1-x}$  (See Exercise 53 in Section 1.3.)  
 44.  $f(x) = x^5$  (See Exercise 50 in Section 1.3.)  
 45.  $f(x) = \frac{1}{x^2}$  (See Exercise 52 in Section 1.3.)  
 46.  $f(x) = \sqrt{x}$  (See Example 8 in Section 1.3.)  
 47.  $f(x) = \sqrt{2x+1}$  (See Exercise 55 in Section 1.3.)  
 48.  $f(x) = \frac{1}{\sqrt{x}}$  (See Exercise 56 in Section 1.3.)  
 49. Consider the function  $f$  given by

$$f(x) = \frac{x^2 - 9}{x + 3}.$$

- a) For what  $x$ -value(s) is this function not differentiable?  
 b) Describe the simplest way to find  $f'(4)$ .

50. Consider the function  $g$  given by

$$g(x) = \frac{x^2 + x}{2x}.$$

- a) For what  $x$ -value(s) is this function not differentiable?  
 b) What is  $g'(3)$ ? Describe the simplest way to determine this.

51. Consider the function  $h$  given by

$$h(x) = |x - 3| + 2.$$

- a) For what  $x$ -value(s) is the function not differentiable?  
 b) Evaluate  $h'(0)$ ,  $h'(1)$ ,  $h'(4)$ , and  $h'(10)$ . Is there a shortcut you can use to find these slopes?

52. Consider the function  $k$  given by

$$k(x) = 2|x + 5|.$$

- a) For what  $x$ -value(s) is this function not differentiable?  
 b) Evaluate  $k'(-10)$ ,  $k'(-7)$ ,  $k'(-2)$ , and  $k'(0)$ . Is there a shortcut you can use to find these slopes?

53. Let  $f(x) = \frac{x^2 + 4x + 3}{x + 1}$ . A student recognizes that this function can be simplified as follows:

$$f(x) = \frac{x^2 + 4x + 3}{x + 1} = \frac{(x + 1)(x + 3)}{x + 1} = x + 3.$$

Since  $y = x + 3$  is a line with slope 1, the student makes the following conclusions:  $f'(-2) = 1$ ,  $f'(-1) = 1$ ,  $f'(0) = 1$ ,  $f'(1) = 1$ . Where did the student make an error?

54. Let  $g(x) = \sqrt[3]{x}$ . A student graphed this function, and the graph appeared to be smooth and continuous for all real numbers  $x$ . The student concluded that  $g(x)$  is differentiable for all  $x$ , which is false. Identify the error, and explain why the conclusion is false. What is the correct conclusion regarding the differentiability of  $g(x)$ ?

55. Let  $F$  be a piecewise-defined function given by

$$F(x) = \begin{cases} x^2 + 1, & \text{for } x \leq 2, \\ 2x + 1, & \text{for } x > 2. \end{cases}$$

- a) Verify that  $F$  is continuous at  $x = 2$ .  
 b) Is  $F$  differentiable at  $x = 2$ ? Explain why or why not.

56. Let  $G$  be a piecewise-defined function given by

$$G(x) = \begin{cases} x^3, & \text{for } x \leq 1, \\ 3x - 2, & \text{for } x > 1. \end{cases}$$

- a) Verify that  $G$  is continuous at  $x = 1$ .  
 b) Is  $G$  differentiable at  $x = 1$ ? Explain why or why not.

57. Let  $H$  be a piecewise-defined function given by

$$H(x) = \begin{cases} 2x^2 - x, & \text{for } x \leq 3, \\ mx + b, & \text{for } x > 3. \end{cases}$$

Determine the values of  $m$  and  $b$  that make  $H$  differentiable at  $x = 3$ .

## TECHNOLOGY CONNECTION



58–63. Use a calculator to check your answers to Exercises 17–22.

64. **Business: growth of an investment.** A company determines that the value of an investment is  $V$ , in millions of dollars, after time  $t$ , in years, where  $V$  is given by

$$V(t) = 5t^3 - 30t^2 + 45t + 5\sqrt{t}.$$

Note: Calculators often use only the variables  $y$  and  $x$ , so you may need to change the variables when entering this function.

- Graph  $V$  over the interval  $[0, 5]$ .
- Find the equation of the secant line passing through the points  $(1, V(1))$  and  $(5, V(5))$ . Then graph this secant line using the same axes as in part (a).
- Find the average rate of change of the investment between year 1 and year 5.

- Repeat parts (b) and (c) for the following pairs of points:  $(1, V(1))$  and  $(4, V(4))$ ;  $(1, V(1))$  and  $(3, V(3))$ ;  $(1, V(1))$  and  $(1.5, V(1.5))$ .
- What *appears* to be the slope of the tangent line to the graph at the point  $(1, V(1))$ ?
- Approximate the rate at which the value of the investment is changing after 1 yr.

65. Use a calculator to determine where  $f'(x)$  does not exist, if  $f(x) = \sqrt[3]{x-5}$ .

## Answers to Quick Checks

- $f'(x) = 3x^2 + 2x$ ;  $f'(-2) = 8$ ,  $f'(4) = 56$
- $f'(x) = \frac{2}{x^2}$
- At  $x = -6$ , the graph has a corner.

## 1.5

## OBJECTIVES

- Differentiate using the Power Rule or the Sum–Difference Rule.
- Differentiate a constant or a constant times a function.
- Determine points at which a tangent line has a specified slope.

## Differentiation Techniques: The Power and Sum–Difference Rules

## Leibniz Notation

Let  $y$  be a function of  $x$ . A common way to express “the derivative of  $y$  with respect to  $x$ ” is the notation

$$\frac{dy}{dx}$$

This notation was invented by the German mathematician Leibniz. Using this notation, we can write the following sentence:

$$\text{If } y = f(x), \text{ then the derivative of } y \text{ with respect to } x \text{ is } \frac{dy}{dx} = f'(x).$$

In practice, we often use *prime notation*, such as  $y'$  or  $f'(x)$ , to represent a derivative when there is no confusion as to which variables are involved. The  $dy/dx$  notation is a little more formal than the prime notation but has the same meaning. We will use both types of notation often.

When we wish to evaluate a derivative at a number, we write

$$\left. \frac{dy}{dx} \right|_{x=2} = f'(2).$$

The vertical line is interpreted as “evaluated at,” so the above expression is read as “the derivative of  $y$  with respect to  $x$  evaluated at  $x = 2$  is the value  $f'(2)$ .”

We can also write

$$\frac{d}{dx} f(x).$$

This is identical in meaning to  $dy/dx$  and is another way to denote the derivative of the function. When placed next to a function,  $d/dx$  is treated as a command to find the function’s derivative. Using functions from previous sections, we can write

$$\frac{d}{dx} x^2 = 2x, \quad \frac{d}{dx} x^3 = 3x^2, \quad \frac{d}{dx} \left( \frac{1}{x} \right) = -\frac{1}{x^2}, \quad \text{and so on.}$$

*Historical Note: The German mathematician and philosopher Gottfried Wilhelm von Leibniz (1646–1716) and the English mathematician, philosopher, and physicist Sir Isaac Newton (1642–1727) are both credited with the invention of calculus, though each performed his work independently. Newton used the dot notation  $\dot{y}$  for  $dy/dt$ , where  $y$  is a function of time; this notation is still used, though it is not as common as Leibniz notation.*

We will use all of these derivative forms often, and with practice, their use will become natural. In Chapter 2, we will discuss specific meanings of  $dy$  and  $dx$ .

## The Power Rule

In Section 1.4, we calculated the derivative for some simple power functions. Look at the following table and see if you can identify a pattern:

Function	Derivative
$x^2$	$2x^1$
$x^3$	$3x^2$
$x^4$	$4x^3$
$\frac{1}{x} = x^{-1}$	$-1 \cdot x^{-2} = -\frac{1}{x^2}$
$\frac{1}{x^2} = x^{-2}$	$-2 \cdot x^{-3} = -\frac{2}{x^3}$
$\sqrt{x} = x^{1/2}$	$\frac{1}{2}x^{-1/2} = \frac{1}{2\sqrt{x}}$

Example 1 in Section 1.4

Example 2 in Section 1.4

Exercise 42 in Section 1.4

Example 4 in Section 1.4

Exercise 45 in Section 1.4

Exercise 46 in Section 1.4

The pattern can be described as follows: “To find the derivative of a power function, bring the exponent to the front of the variable as a coefficient and reduce the exponent by 1.”

$$\frac{d}{dx} x^k = k \cdot x^{k-1}$$

1. Write the exponent as the coefficient.  
2. Subtract 1 from the exponent.

This rule is summarized as the following theorem.

### THEOREM 1 The Power Rule

For any real number  $k$ , if  $y = x^k$ , then

$$\frac{d}{dx} x^k = k \cdot x^{k-1}.$$

We proved this theorem for the cases where  $k = 2, 3$ , and  $-1$  in Examples 1, 2, and 4 in Section 1.4 and for other cases as exercises at the end of that section. The proof of this theorem for the case where  $k$  is any positive integer is very elegant.

**Proof.** Let  $f(x) = x^k$ . We need to find the expanded form for  $f(x+h) = (x+h)^k$  so that we can set up the difference quotient. When  $(x+h)^k$  is multiplied (expanded), a pattern becomes evident, as the following shows:

$$\begin{aligned} (x+h)^1 &= x + h, \\ (x+h)^2 &= x^2 + 2xh + h^2, \\ (x+h)^3 &= x^3 + 3x^2h + 3xh^2 + h^3, \\ (x+h)^4 &= x^4 + 4x^3h + 6x^2h^2 + 4xh^3 + h^4. \end{aligned}$$

The first term is  $x^k$ , and the second term is  $kx^{k-1}h$ . The terms in the shaded triangle all contain  $h$  to the power of 2 or greater. Calling these “shaded terms,” we can summarize the above expansion as follows:

$$(x+h)^k = x^k + kx^{k-1}h + (\text{shaded terms}).$$

We now substitute for  $(x + h)^k$  in the difference quotient:

$$\frac{f(x + h) - f(x)}{h} = \frac{(x + h)^k - x^k}{h} = \frac{x^k + kx^{k-1}h + (\text{shaded terms}) - x^k}{h}.$$

The  $x^k$  terms in the numerator sum to 0, and  $h$  is factored out. The “shaded terms” now contain  $h$  to the power of 1 or greater, and we refer to them as the “reduced shaded terms.” The  $h$ 's in the numerator and the denominator cancel, and we have

$$\frac{h[kx^{k-1} + (\text{reduced shaded terms})]}{h} = kx^{k-1} + (\text{reduced shaded terms}).$$

When we take the limit as  $h \rightarrow 0$ , the “reduced shaded terms” become 0:

$$f'(x) = \lim_{h \rightarrow 0} kx^{k-1} + (\text{reduced shaded terms}) = kx^{k-1}. \quad \blacksquare$$

Although we have proved the Power Rule only for the case where  $k$  is a positive integer, it is valid for all real numbers  $k$ . However, a complete proof of this fact is outside the scope of this book.

■ **EXAMPLE 1** Differentiate each of the following:

a)  $y = x^5$ ;

b)  $y = x$ ;

c)  $y = x^{-4}$ .

**Solution**

a)  $\frac{d}{dx}x^5 = 5 \cdot x^{5-1} = 5x^4$     Using the Power Rule

b)  $\frac{d}{dx}x = 1 \cdot x^{1-1} = 1 \cdot x^0 = 1$

c)  $\frac{d}{dx}x^{-4} = -4 \cdot x^{-4-1} = -4x^{-5}$ , or  $-4 \cdot \frac{1}{x^5}$ , or  $-\frac{4}{x^5}$

◀ Quick Check 1

▶ Quick Check 1

a) Differentiate:

(i)  $y = x^{15}$ ; (ii)  $y = x^{-7}$ .

b) Explain why  $\frac{d}{dx}(\pi^2) = 0$ , not  $2\pi$ .

The Power Rule also allows us to differentiate expressions with rational exponents.

■ **EXAMPLE 2** Differentiate:

a)  $y = \sqrt[5]{x}$ ;

b)  $y = x^{0.7}$ .

**Solution**

a)  $\frac{d}{dx}\sqrt[5]{x} = \frac{d}{dx}x^{1/5} = \frac{1}{5} \cdot x^{(1/5)-1}$   
 $= \frac{1}{5}x^{-4/5}$ , or  $\frac{1}{5} \cdot \frac{1}{x^{4/5}}$ , or  $\frac{1}{5} \cdot \frac{1}{\sqrt[5]{x^4}}$ , or  $\frac{1}{5\sqrt[5]{x^4}}$

b)  $\frac{d}{dx}x^{0.7} = 0.7x^{(0.7)-1} = 0.7x^{-0.3}$

◀ Quick Check 2

▶ Quick Check 2

Differentiate:

a)  $y = \sqrt[4]{x}$ ;

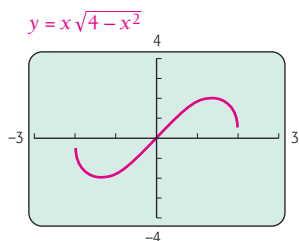
b)  $y = x^{-1.25}$ .

## TECHNOLOGY CONNECTION

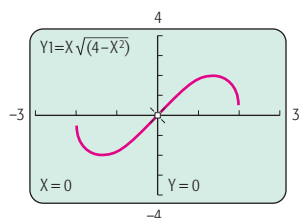


### Numerical Differentiation and Tangent Lines

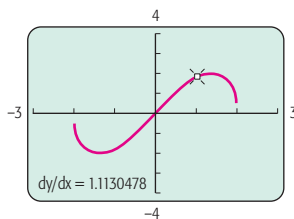
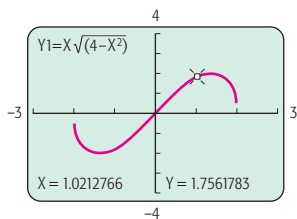
Consider  $f(x) = x\sqrt{4 - x^2}$ , graphed below.



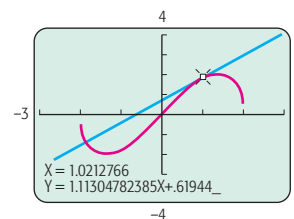
To find the value of  $dy/dx$  at a point, we select  $dy/dx$  from the CALC menu.



Next we key in the desired  $x$ -value or use the arrow keys to move the cursor to the desired point. We then press **ENTER** to obtain the value of the derivative at the given  $x$ -value.



We can also use the Tangent feature from the DRAW menu to draw the tangent line at the point where the derivative was found. Both the line and its equation will appear on the calculator screen.



### EXERCISES

For each of the following functions, use  $dy/dx$  to find the derivative, and then draw the tangent line at the given point. When selecting the viewing window, be sure to include the specified  $x$ -values.

- $f(x) = x(200 - x)$ ;  
 $x = 24, x = 138, x = 150, x = 190$
- $f(x) = x^3 - 6x^2$ ;  
 $x = -2, x = 0, x = 2, x = 4, x = 6.3$
- $f(x) = -4.32 + 1.44x + 3x^2 - x^3$ ;  
 $x = -0.5, x = 0.5, x = 2.1$

In Section 1.3, we found the simplified difference quotient for two common functions:  $f(x) = 1/x$  and  $f(x) = \sqrt{x}$ . By taking the limit of each difference quotient as  $h \rightarrow 0$ , we find the derivative of the function as follows:

- For  $f(x) = 1/x$ , we have

$$f'(x) = \lim_{h \rightarrow 0} \frac{-1}{x(x+h)} = -\frac{1}{x^2}. \quad (\text{See Example 7 in Section 1.3.})$$

- For  $f(x) = \sqrt{x}$ , we have

$$f'(x) = \lim_{h \rightarrow 0} \left( \frac{1}{\sqrt{x} + \sqrt{x+h}} \right) = \frac{1}{2\sqrt{x}}. \quad (\text{See Example 8 in Section 1.3.})$$

These two functions are very common in calculus, so it may be helpful to memorize their derivative forms. The Power Rule can be used to confirm these results.

- For  $f(x) = 1/x$ , we rewrite the function as a power:  $f(x) = x^{-1}$ . The Power Rule then gives

$$f'(x) = (-1)x^{(-1)-1} = (-1)x^{-2} = -\frac{1}{x^2}.$$



- For  $f(x) = \sqrt{x}$ , we rewrite the function as a power:  $f(x) = x^{1/2}$ . The Power Rule then gives

$$f'(x) = \frac{1}{2}x^{(1/2)-1} = \frac{1}{2}x^{-1/2} = \frac{1}{2x^{1/2}} = \frac{1}{2\sqrt{x}}.$$

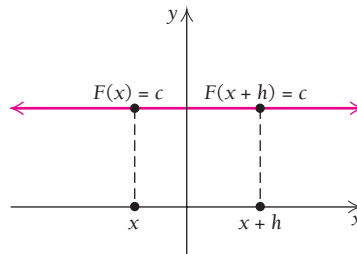
### TECHNOLOGY CONNECTION

#### Exploratory

Graph the constant function  $y = -3$ . Then find the derivative of this function at  $x = -6$ ,  $x = 0$ , and  $x = 8$ . What do you conclude about the derivative of a constant function?

## The Derivative of a Constant Function

Consider the constant function given by  $F(x) = c$ . Note that the slope at each point on its graph is 0.



This suggests the following theorem.

### THEOREM 2

The derivative of a constant function is 0. That is,  $\frac{d}{dx}c = 0$ .

**Proof.** Let  $F$  be the function given by  $F(x) = c$ . Then

$$\begin{aligned} \frac{F(x+h) - F(x)}{h} &= \frac{c - c}{h} \\ &= \frac{0}{h} = 0. \end{aligned}$$

The difference quotient for this function is always 0. Thus, as  $h$  approaches 0, the limit of the difference quotient is 0, so  $F'(x) = 0$ . ■

## The Derivative of a Constant Times a Function

Now let's consider differentiating functions such as

$$f(x) = 5x^2 \quad \text{and} \quad g(x) = -7x^4.$$

Note that we already know how to differentiate  $x^2$  and  $x^4$ . Let's look for a pattern in the results of Section 1.4 and its exercise set.

Function	Derivative
$5x^2$	$10x$
$3x^{-1}$	$-3x^{-2}$
$\frac{3}{2}x^2$	$3x$
$1 \cdot x^3$	$3x^2$

Perhaps you have discovered the following theorem.

### THEOREM 3

The derivative of a constant times a function is the constant times the derivative of the function. Using derivative notation, we can write this as

$$\frac{d}{dx}[c \cdot f(x)] = c \cdot \frac{d}{dx}f(x).$$

**Proof.** Let  $F(x) = cf(x)$ . Then

$$\begin{aligned} F'(x) &= \lim_{h \rightarrow 0} \frac{F(x+h) - F(x)}{h} && \text{Using the definition of a derivative} \\ &= \lim_{h \rightarrow 0} \frac{cf(x+h) - cf(x)}{h} && \text{Substituting} \\ &= c \cdot \lim_{h \rightarrow 0} \left[ \frac{f(x+h) - f(x)}{h} \right] && \text{Factoring and using the Limit Properties} \\ &= c \cdot f'(x). && \text{Using the definition of a derivative} \quad \blacksquare \end{aligned}$$

Combining this rule with the Power Rule allows us to find many derivatives.

■ **EXAMPLE 3** Find each of the following derivatives:

$$\text{a) } \frac{d}{dx} 7x^4; \qquad \text{b) } \frac{d}{dx} (-9x); \qquad \text{c) } \frac{d}{dx} \left( \frac{1}{5x^2} \right).$$

#### Solution

$$\text{a) } \frac{d}{dx} 7x^4 = 7 \frac{d}{dx} x^4 = 7 \cdot 4 \cdot x^{4-1} = 28x^3 \qquad \text{With practice, this may be done in one step.}$$

$$\text{b) } \frac{d}{dx} (-9x) = -9 \frac{d}{dx} x = -9 \cdot 1 = -9$$

$$\begin{aligned} \text{c) } \frac{d}{dx} \left( \frac{1}{5x^2} \right) &= \frac{d}{dx} \left( \frac{1}{5} x^{-2} \right) = \frac{1}{5} \cdot \frac{d}{dx} x^{-2} \\ &= \frac{1}{5} (-2) x^{-2-1} \\ &= -\frac{2}{5} x^{-3}, \quad \text{or} \quad -\frac{2}{5x^3} \end{aligned}$$

#### Quick Check 3

Differentiate each of the following:

a)  $y = 10x^9$ ;

b)  $y = \pi x^3$ ;

c)  $y = \frac{2}{3x^4}$ .

#### Quick Check 3

A common mistake is to write an expression such as  $1/(5x^2)$  as  $(5x)^{-2}$ , which is incorrect. The exponent 2 applies only to the  $x$ ; the 5 is part of the coefficient  $\frac{1}{5}$ . Carefully examine Example 3c, noting how the final answer is simplified.

Recall from Section 1.4 that a function's derivative at  $x$  is also its instantaneous rate of change at  $x$ .

■ **EXAMPLE 4** Life Science: Volume of a Tumor. The volume  $V$  of a spherical tumor can be approximated by

$$V(r) = \frac{4}{3}\pi r^3,$$

where  $r$  is the radius of the tumor, in centimeters.

- a) Find the rate of change of the volume with respect to the radius.  
 b) Find the rate of change of the volume at  $r = 1.2$  cm.

**Solution**

$$\text{a) } \frac{dV}{dr} = V'(r) = 3 \cdot \frac{4}{3} \cdot \pi r^2 = 4\pi r^2$$

(This expression turns out to be equal to the tumor's surface area.)

$$\text{b) } V'(1.2) = 4\pi(1.2)^2 = 5.76\pi \approx 18 \frac{\text{cm}^3}{\text{cm}} = 18 \text{ cm}^2$$

When the radius is 1.2 cm, the volume is changing at the rate of  $18 \text{ cm}^3$  for every change of 1 cm in the radius.

## The Derivative of a Sum or a Difference

In Exercise 11 of Exercise Set 1.4, you found that the derivative of

$$f(x) = x^2 + x$$

$$\text{is } f'(x) = 2x + 1.$$

Note that the derivative of  $x^2$  is  $2x$ , the derivative of  $x$  is 1, and the sum of these derivatives is  $f'(x)$ . This illustrates the following.

### TECHNOLOGY CONNECTION

#### Exploratory

Let  $y_1 = x(100 - x)$ , and  $y_2 = x\sqrt{100 - x^2}$ . Using the Y-VARS option from the VARS menu, enter Y3 as Y1+Y2. Find the derivative of each of the three functions at  $x = 8$  using the numerical differentiation feature.

Compare your answers. How do you think you can find the derivative of a sum?

### THEOREM 4 The Sum–Difference Rule

**Sum.** The derivative of a sum is the sum of the derivatives:

$$\frac{d}{dx}[f(x) + g(x)] = \frac{d}{dx}f(x) + \frac{d}{dx}g(x).$$

**Difference.** The derivative of a difference is the difference of the derivatives:

$$\frac{d}{dx}[f(x) - g(x)] = \frac{d}{dx}f(x) - \frac{d}{dx}g(x).$$

**Proof.** The proof of the Sum Rule relies on the fact that the limit of a sum is the sum of the limits. Let  $F(x) = f(x) + g(x)$ . Then

$$\begin{aligned} \lim_{h \rightarrow 0} \frac{F(x+h) - F(x)}{h} &= \lim_{h \rightarrow 0} \frac{[f(x+h) + g(x+h)] - [f(x) + g(x)]}{h} \\ &= \lim_{h \rightarrow 0} \left[ \frac{f(x+h) - f(x)}{h} + \frac{g(x+h) - g(x)}{h} \right] = f'(x) + g'(x). \end{aligned}$$

To prove the Difference Rule, we note that

$$\begin{aligned} \frac{d}{dx}(f(x) - g(x)) &= \frac{d}{dx}(f(x) + (-1)g(x)) = \frac{d}{dx}f(x) + \frac{d}{dx}(-1)g(x) \\ &= f'(x) + (-1) \frac{d}{dx}g(x) = f'(x) - g'(x). \quad \blacksquare \end{aligned}$$

Any function that is a sum or difference of several terms can be differentiated term by term.

■ **EXAMPLE 5** Find each of the following derivatives:

$$\text{a) } \frac{d}{dx}(5x^3 - 7); \qquad \text{b) } \frac{d}{dx}\left(24x - \sqrt{x} + \frac{5}{x}\right).$$

**Solution**

$$\begin{aligned} \text{a) } \frac{d}{dx}(5x^3 - 7) &= \frac{d}{dx}(5x^3) - \frac{d}{dx}(7) \\ &= 5 \frac{d}{dx}x^3 - 0 \\ &= 5 \cdot 3x^2 \\ &= 15x^2 \end{aligned}$$

$$\begin{aligned} \text{b) } \frac{d}{dx}\left(24x - \sqrt{x} + \frac{5}{x}\right) &= \frac{d}{dx}(24x) - \frac{d}{dx}(\sqrt{x}) + \frac{d}{dx}\left(\frac{5}{x}\right) \\ &= 24 \cdot \frac{d}{dx}x - \frac{d}{dx}x^{1/2} + 5 \cdot \frac{d}{dx}x^{-1} \\ &= 24 \cdot 1 - \frac{1}{2}x^{(1/2)-1} + 5(-1)x^{-1-1} \\ &= 24 - \frac{1}{2}x^{-1/2} - 5x^{-2} \\ &= 24 - \frac{1}{2\sqrt{x}} - \frac{5}{x^2} \end{aligned}$$

► **Quick Check 4**

Differentiate:

$$y = 3x^5 + 2\sqrt[3]{x} + \frac{1}{3x^2} + \sqrt{5}.$$

◀ **Quick Check 4**

*A word of caution!* The derivative of

$$f(x) + c,$$

a function plus a constant, is just the derivative of the function,

$$f'(x).$$

The derivative of

$$c \cdot f(x),$$

a function times a constant, is the constant times the derivative

$$c \cdot f'(x).$$

That is, the constant is retained for a product, but not for a sum.

## Slopes of Tangent Lines

It is important to be able to determine points at which the tangent line to a curve has a certain slope, that is, points at which the derivative attains a certain value.

■ **EXAMPLE 6** Find the points on the graph of  $f(x) = -x^3 + 6x^2$  at which the tangent line is horizontal.

**Solution** The derivative is used to find the slope of a tangent line, and a horizontal tangent line has slope 0. Therefore, we are seeking all  $x$  for which  $f'(x) = 0$ :

$$\begin{aligned} f'(x) &= 0 && \text{Setting the derivative equal to 0} \\ \frac{d}{dx}(-x^3 + 6x^2) &= 0 \\ -3x^2 + 12x &= 0. && \text{Differentiating} \end{aligned}$$

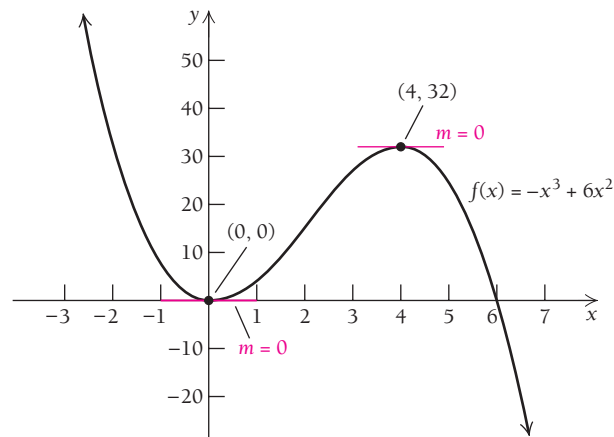
We factor and solve:

$$\begin{aligned} -3x(x - 4) &= 0 \\ -3x &= 0 \quad \text{or} \quad x - 4 = 0 \\ x &= 0 \quad \text{or} \quad x = 4. \end{aligned}$$

We are to find the points *on the graph*, so we must determine the second coordinates from the original equation,  $f(x) = -x^3 + 6x^2$ .

$$\begin{aligned} f(0) &= -0^3 + 6 \cdot 0^2 = 0. \\ f(4) &= -4^3 + 6 \cdot 4^2 = -64 + 96 = 32. \end{aligned}$$

Thus, the points we are seeking are  $(0, 0)$  and  $(4, 32)$ , as shown on the graph.



■ **EXAMPLE 7** Find the points on the graph of  $f(x) = -x^3 + 6x^2$  at which the tangent line has slope 9.

**Solution** We want to find values of  $x$  for which  $f'(x) = 9$ . That is, we want to find  $x$  such that

$$-3x^2 + 12x = 9. \quad \text{As in Example 6, note that } \frac{d}{dx}(-x^3 + 6x^2) = -3x^2 + 12x.$$

To solve, we add  $-9$  on both sides and get

$$-3x^2 + 12x - 9 = 0.$$

We then multiply both sides of the equation by  $-\frac{1}{3}$ , giving

$$x^2 - 4x + 3 = 0,$$

which is factored as follows:

$$(x - 3)(x - 1) = 0.$$

TECHNOLOGY CONNECTION 

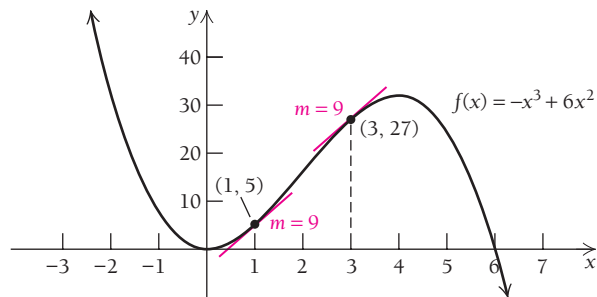
## EXERCISE

1. Graph  $y = \frac{1}{3}x^3 - 2x^2 + 4x$ , and draw tangent lines at various points. Estimate points at which the tangent line is horizontal. Then use calculus, as in Examples 6 and 7, to find the exact results.

## Quick Check 5

For the function in Example 7, find the  $x$ -values for which  $f'(x) = -15$ .

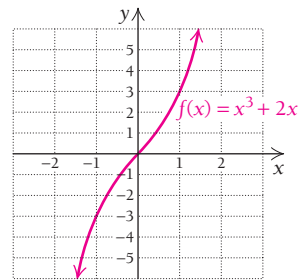
We have two solutions:  $x = 1$  or  $x = 3$ . We need the actual coordinates: when  $x = 1$ , we have  $f(1) = -(1)^3 + 6(1)^2 = 5$ . Therefore, at the point  $(1, 5)$  on the graph of  $f(x)$ , the tangent line has a slope of 9. In a similar way, we can state that the tangent line at the point  $(3, 27)$  has a slope of 9 as well. All of this is illustrated in the following graph.



## Quick Check 5

## Analyzing a Function by Its Derivative

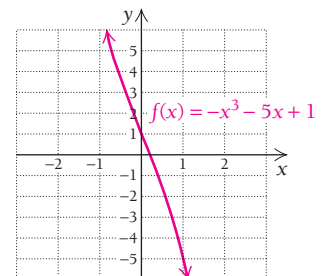
Some functions are always increasing or always decreasing. For example, the function  $f(x) = x^3 + 2x$  is always increasing. That is, at no time does the graph of this function run “downhill” or lie flat. It is steadily increasing: all tangent lines have positive slopes. How can we use the function’s derivative to demonstrate this fact?



The derivative of this function is  $dy/dx = f'(x) = 3x^2 + 2$ . For any  $x$ -value,  $x^2$  will be nonnegative; the expression  $3x^2 + 2$  is thus positive for all  $x$ . It is impossible to set this derivative equal to any negative quantity and solve for  $x$  (try it). The graph of the function shows the always increasing trend that the derivative proves has to be true.

- **EXAMPLE 8** Let  $f(x) = -x^3 - 5x + 1$ . Is this function always increasing or always decreasing? Use its derivative to support your conjecture.

**Solution** The graph of  $f$  is shown at the right.



Based on the graph alone, the function appears to be always decreasing, but how do we know we aren’t missing something, since we are looking at only a small portion of the graph? The graph alone is not enough to “prove” our observation. We need to use the derivative:

$$f'(x) = -3x^2 - 5.$$

Since  $x^2$  is always 0 or positive,  $-3x^2$  is always negative or 0. Subtracting 5 from  $-3x^2$  will always give a negative result. Therefore, the derivative is always negative for all real numbers  $x$ . This means all tangent lines to this graph have a negative (“downhill”) slope. Thus, the graph is always decreasing.

Examples 6, 7, and 8 illustrate ways to use the derivative to analyze the behavior of a function much more accurately than can be done by observation alone. In fact, our eyes can deceive us! For example, the graph of  $f(x) = x^3 - x^2$  appears to be always increasing if viewed on the standard window of the TI-83. However, it does have a small interval where it is decreasing, which will be shown in Exercise 133.

## Section Summary

- Common forms of notation for the derivative of a function are  $y'$ ,  $f'(x)$ ,  $\frac{dy}{dx}$ , and  $\frac{d}{dx}f(x)$ .
- The *Power Rule* for differentiation is  $\frac{d}{dx}[x^k] = kx^{k-1}$ , for all real numbers  $k$ .
- The derivative of a constant is zero:  $\frac{d}{dx}c = 0$ .
- The derivative of a constant times a function is the constant times the derivative of the function:
 
$$\frac{d}{dx}[c \cdot f(x)] = c \cdot \frac{d}{dx}f(x).$$
- The derivative of a sum (or difference) is the sum (or difference) of the derivatives of the terms:
 
$$\frac{d}{dx}[f(x) \pm g(x)] = \frac{d}{dx}f(x) \pm \frac{d}{dx}g(x).$$

### EXERCISE SET

## 1.5

Find  $\frac{dy}{dx}$ .

- $y = x^7$
- $y = -3x$
- $y = 12$
- $y = 2x^{15}$
- $y = x^{-6}$
- $y = 4x^{-2}$
- $y = x^3 + 3x^2$
- $y = 8\sqrt{x}$
- $y = x^{0.9}$
- $y = \frac{1}{2}x^{4/5}$
- $y = \frac{7}{x^3}$
- $y = \frac{4x}{5}$

- $y = x^8$
- $y = -0.5x$
- $y = 7$
- $y = 3x^{10}$
- $y = x^{-8}$
- $y = 3x^{-5}$
- $y = x^4 - 7x$
- $y = 4\sqrt{x}$
- $y = x^{0.7}$
- $y = -4.8x^{1/3}$
- $y = \frac{6}{x^4}$
- $y = \frac{3x}{4}$

$$29. \frac{d}{dx}(-2\sqrt[3]{x^5})$$

$$31. \frac{d}{dx}(5x^2 - 7x + 3)$$

Find  $f'(x)$ .

$$33. f(x) = 0.6x^{1.5}$$

$$35. f(x) = \frac{2x}{3}$$

$$37. f(x) = \frac{4}{7x^3}$$

$$39. f(x) = \frac{5}{x} - x^{2/3}$$

$$41. f(x) = 4x - 7$$

$$43. f(x) = \frac{x^{4/3}}{4}$$

$$45. f(x) = -0.01x^2 - 0.5x + 70$$

$$46. f(x) = -0.01x^2 + 0.4x + 50$$

$$30. \frac{d}{dx}(-\sqrt[4]{x^3})$$

$$32. \frac{d}{dx}(6x^2 - 5x + 9)$$

$$34. f(x) = 0.3x^{1.2}$$

$$36. f(x) = \frac{3x}{4}$$

$$38. f(x) = \frac{2}{5x^6}$$

$$40. f(x) = \frac{4}{x} - x^{3/5}$$

$$42. f(x) = 7x - 14$$

$$44. f(x) = \frac{x^{3/2}}{3}$$

Find each derivative.

$$25. \frac{d}{dx}\left(\sqrt[4]{x} - \frac{3}{x}\right)$$

$$26. \frac{d}{dx}\left(\sqrt[5]{x} - \frac{2}{x}\right)$$

$$27. \frac{d}{dx}\left(\sqrt{x} - \frac{2}{\sqrt{x}}\right)$$

$$28. \frac{d}{dx}\left(\sqrt[3]{x} + \frac{4}{\sqrt{x}}\right)$$

Find  $y'$ .

$$47. y = 3x^{-2/3} + x^{3/4} + x^{6/5} + \frac{8}{x^3}$$

$$48. y = x^{-3/4} - 3x^{2/3} + x^{5/4} + \frac{2}{x^4}$$

49.  $y = \frac{2}{x} - \frac{x}{2}$                       50.  $y = \frac{x}{7} + \frac{7}{x}$

51. If  $f(x) = x^2 + 4x - 5$ , find  $f'(10)$ .

52. If  $f(x) = \sqrt{x}$ , find  $f'(4)$ .

53. If  $y = \frac{4}{x^2}$ , find  $\frac{dy}{dx}\Big|_{x=-2}$

54. If  $y = x + \frac{2}{x^3}$ , find  $\frac{dy}{dx}\Big|_{x=1}$

55. If  $y = x^3 + 2x - 5$ , find  $\frac{dy}{dx}\Big|_{x=-2}$

56. If  $y = \sqrt[3]{x} + \sqrt{x}$ , find  $\frac{dy}{dx}\Big|_{x=64}$

57. If  $y = \frac{1}{3x^4}$ , find  $\frac{dy}{dx}\Big|_{x=-1}$

58. If  $y = \frac{2}{5x^3}$ , find  $\frac{dy}{dx}\Big|_{x=4}$

59. Find an equation (in  $y = mx + b$  form) of the tangent line to the graph of  $f(x) = x^3 - 2x + 1$

- a) at  $(2, 5)$ ;      b) at  $(-1, 2)$ ;      c) at  $(0, 1)$ .

60. Find an equation of the tangent line to the graph of  $f(x) = x^2 - \sqrt{x}$

- a) at  $(1, 0)$ ;      b) at  $(4, 14)$ ;      c) at  $(9, 78)$ .

61. Find an equation of the tangent line to the graph of

$f(x) = \frac{1}{x^2}$

- a) at  $(1, 1)$ ;      b) at  $(3, \frac{1}{9})$ ;      c) at  $(-2, \frac{1}{4})$ .

62. Find the equation of the tangent line to the graph of

$g(x) = \sqrt[3]{x^2}$

- a) at  $(-1, 1)$ ;      b) at  $(1, 1)$ ;      c) at  $(8, 4)$ .

For each function, find the points on the graph at which the tangent line is horizontal. If none exist, state that fact.

63.  $y = x^2 - 3$                       64.  $y = -x^2 + 4$

65.  $y = -x^3 + 1$                       66.  $y = x^3 - 2$

67.  $y = 3x^2 - 5x + 4$               68.  $y = 5x^2 - 3x + 8$

69.  $y = -0.01x^2 - 0.5x + 70$

70.  $y = -0.01x^2 + 0.4x + 50$

71.  $y = 2x + 4$                       72.  $y = -2x + 5$

73.  $y = 4$                               74.  $y = -3$

75.  $y = -x^3 + x^2 + 5x - 1$

76.  $y = -\frac{1}{3}x^3 + 6x^2 - 11x - 50$

77.  $y = \frac{1}{3}x^3 - 3x + 2$               78.  $y = x^3 - 6x + 1$

79.  $f(x) = \frac{1}{3}x^3 + \frac{1}{2}x^2 - 2$

80.  $f(x) = \frac{1}{3}x^3 - 3x^2 + 9x - 9$

For each function, find the points on the graph at which the tangent line has slope 1.

81.  $y = 20x - x^2$

82.  $y = 6x - x^2$

83.  $y = -0.025x^2 + 4x$

84.  $y = -0.01x^2 + 2x$

85.  $y = \frac{1}{3}x^3 + 2x^2 + 2x$

86.  $y = \frac{1}{3}x^3 - x^2 - 4x + 1$

**APPLICATIONS**


*Life Sciences*

87. **Healing wound.** The circular area  $A$ , in square centimeters, of a healing wound is approximated by

$A(r) = 3.14r^2$ ,

where  $r$  is the wound's radius, in centimeters.

a) Find the rate of change of the area with respect to the radius.


 b) Explain the meaning of your answer to part (a).

88. **Healing wound.** The circumference  $C$ , in centimeters, of a healing wound is approximated by

$C(r) = 6.28r$ ,

where  $r$  is the wound's radius, in centimeters.

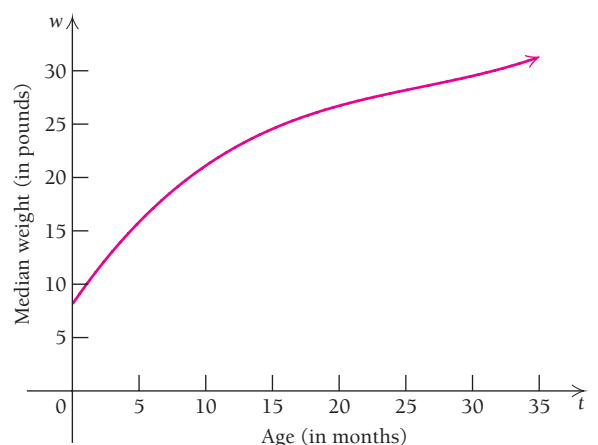
a) Find the rate of change of the circumference with respect to the radius.

 b) Explain the meaning of your answer to part (a).

89. **Growth of a baby.** The median weight of a boy whose age is between 0 and 36 months can be approximated by the function

$w(t) = 8.15 + 1.82t - 0.0596t^2 + 0.000758t^3$ ,

where  $t$  is measured in months and  $w$  is measured in pounds.



(Source: Centers for Disease Control. Developed by the National Center for Health Statistics in collaboration with the National Center for Chronic Disease Prevention and Health Promotion, 2000.)

Use this approximation to find the following for a boy with median weight:

- a) The rate of change of weight with respect to time.
- b) The weight of the baby at age 10 months.
- c) The rate of change of the baby's weight with respect to time at age 10 months.



90. **Temperature during an illness.** The temperature  $T$  of a person during an illness is given by

$$T(t) = -0.1t^2 + 1.2t + 98.6,$$

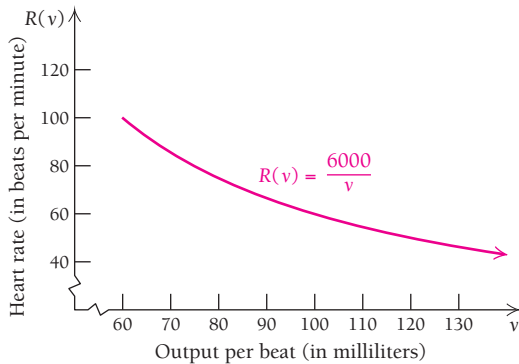
where  $T$  is the temperature, in degrees Fahrenheit, at time  $t$ , in days.

- Find the rate of change of the temperature with respect to time.
- Find the temperature at  $t = 1.5$  days.
- Find the rate of change at  $t = 1.5$  days.

91. **Heart rate.** The equation

$$R(v) = \frac{6000}{v}$$

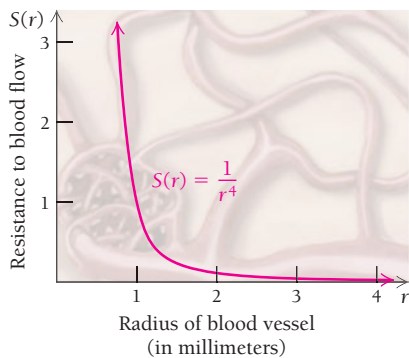
can be used to determine the heart rate,  $R$ , of a person whose heart pumps 6000 milliliters (mL) of blood per minute and  $v$  milliliters of blood per beat. (Source: *Mathematics Teacher*, Vol. 99, No. 4, November 2005.)



- Find the rate of change of heart rate with respect to  $v$ , the output per beat.
  - Find the heart rate at  $v = 80$  mL per beat.
  - Find the rate of change at  $v = 80$  mL per beat.
92. **Blood flow resistance.** The equation

$$S(r) = \frac{1}{r^4}$$

can be used to determine the resistance to blood flow,  $S$ , of a blood vessel that has radius  $r$ , in millimeters (mm). (Source: *Mathematics Teacher*, Vol. 99, No. 4, November 2005.)



- Find the rate of change of resistance with respect to  $r$ , the radius of the blood vessel.
- Find the resistance at  $r = 1.2$  mm.
- Find the rate of change of  $S$  with respect to  $r$  when  $r = 0.8$  mm.

### Social Sciences

93. **Population growth rate.** The population of a city grows from an initial size of 100,000 to a size  $P$  given by

$$P(t) = 100,000 + 2000t^2,$$

where  $t$  is in years.

- Find the growth rate,  $dP/dt$ .
  - Find the population after 10 yr.
  - Find the growth rate at  $t = 10$ .
  - Explain the meaning of your answer to part (c).
94. **Median age of women at first marriage.** The median age of women at first marriage can be approximated by the linear function

$$A(t) = 0.08t + 19.7,$$

where  $A(t)$  is the median age of women marrying for the first time at  $t$  years after 1950.

- Find the rate of change of the median age  $A$  with respect to time  $t$ .
- Explain the meaning of your answer to part (a).

### General Interest

95. **View to the horizon.** The view  $V$ , or distance in miles, that one can see to the horizon from a height  $h$ , in feet, is given by

$$V = 1.22\sqrt{h}.$$



- Find the rate of change of  $V$  with respect to  $h$ .
- How far can one see to the horizon from an airplane window at a height of 40,000 ft?
- Find the rate of change at  $h = 40,000$ .
- Explain the meaning of your answers to parts (a) and (c).

96. **Baseball ticket prices.** The average price, in dollars, of a ticket for a Major League baseball game  $x$  years after 1990 can be estimated by

$$p(x) = 9.41 - 0.19x + 0.09x^2.$$

- Find the rate of change of the average ticket price with respect to the year,  $dp/dx$ .
- What is the average ticket price in 2010?
- What is the rate of change of the average ticket price in 2010?

**SYNTHESIS**

For each function, find the interval(s) for which  $f'(x)$  is positive.

- $f(x) = x^2 - 4x + 1$
- $f(x) = x^2 + 7x + 2$
- $f(x) = \frac{1}{3}x^3 - x^2 - 3x + 5$

100. Find the points on the graph of  $y = x^4 - \frac{4}{3}x^2 - 4$  at which the tangent line is horizontal.

101. Find the points on the graph of  $y = 2x^6 - x^4 - 2$  at which the tangent line is horizontal.

Use the derivative to help show whether each function is always increasing, always decreasing, or neither.

- $f(x) = x^5 + x^3$
- $f(x) = x^3 + 2x$
- $f(x) = \frac{1}{x}, x \neq 0$
- $f(x) = \sqrt{x}, x \geq 0$
- The function  $f(x) = x^3 + ax$  is always increasing if  $a > 0$ , but not if  $a < 0$ . Use the derivative of  $f$  to explain why this observation is true.

Find  $dy/dx$ . Each function can be differentiated using the rules developed in this section, but some algebra may be required beforehand.

- $y = (x + 3)(x - 2)$
- $y = (x - 1)(x + 1)$
- $y = \frac{x^5 - x^3}{x^2}$
- $y = \frac{5x^2 - 8x + 3}{8}$
- $y = \frac{x^5 + x}{x^2}$
- $y = \frac{x^5 - 3x^4 + 2x + 4}{x^2}$
- $y = (-4x)^3$
- $y = \sqrt{7x}$
- $y = \sqrt[3]{8x}$
- $y = (x - 3)^2$
- $y = \left(\sqrt{x} - \frac{1}{\sqrt{x}}\right)^2$
- $y = (\sqrt{x} + \sqrt[3]{x})^2$

119.  $y = (x + 1)^3$

120. Use Theorem 1 to prove that the derivative of 1 is 0.

121. When might Leibniz notation be more convenient than function notation?

122. Write a short biographical paper on Leibniz and/or Newton. Emphasize the contributions each man made to many areas of science and society.

**TECHNOLOGY CONNECTION**



Graph each of the following. Then estimate the  $x$ -values at which tangent lines are horizontal.

- $f(x) = x^4 - 3x^2 + 1$
- $f(x) = 1.6x^3 - 2.3x - 3.7$
- $f(x) = 10.2x^4 - 6.9x^3$
- $f(x) = \frac{5x^2 + 8x - 3}{3x^2 + 2}$

For each of the following, graph  $f$  and  $f'$  and then determine  $f'(1)$ . For Exercises 131 and 132, use nDeriv on the TI-83.

- $f(x) = 20x^3 - 3x^5$
- $f(x) = x^4 - 3x^2 + 1$
- $f(x) = x^3 - 2x - 2$
- $f(x) = x^4 - x^3$
- $f(x) = \frac{4x}{x^2 + 1}$
- $f(x) = \frac{5x^2 + 8x - 3}{3x^2 + 2}$
- The function  $f(x) = x^3 - x^2$  (mentioned after Example 8) appears to be always increasing, or possibly flat, on the default viewing window of the TI-83.
  - Graph the function in the default window; then zoom in until you see a small interval in which  $f$  is decreasing.
  - Use the derivative to determine the point(s) at which the graph has horizontal tangent lines.
  - Use your result from part (b) to infer the interval for which  $f$  is decreasing. Does this agree with your calculator's image of the graph?
  - Is it possible there are other intervals for which  $f$  is decreasing? Explain why or why not.

**Answers to Quick Checks**

- (a) (i)  $y' = 15x^{14}$ , (ii)  $y' = -7x^{-8}$ ; (b) because  $\pi^2$  is a constant
- (a)  $y' = \frac{1}{4}x^{-3/4} = \frac{1}{4\sqrt[4]{x^3}}$ ; (b)  $y' = -1.25x^{-2.25}$
- (a)  $y' = 90x^8$ ; (b)  $y' = 3\pi x^2$ ; (c)  $y' = -\frac{8}{3x^5}$
- $y' = 15x^4 + \frac{2}{3\sqrt[3]{x^2}} - \frac{2}{3x^3}$
- $x = -1$  and  $x = 5$

## 1.6

## Differentiation Techniques: The Product and Quotient Rules

## OBJECTIVES

- Differentiate using the Product and Quotient Rules.
- Use the Quotient Rule to differentiate the average cost, revenue, and profit functions.

## The Product Rule

A function can be written as the product of two other functions. For example, the function  $F(x) = x^3 \cdot x^4$  can be viewed as the product of the two functions  $f(x) = x^3$  and  $g(x) = x^4$ , yielding  $F(x) = f(x) \cdot g(x)$ . Is the derivative of  $F(x)$  the product of the derivatives of its factors,  $f(x)$  and  $g(x)$ ? The answer is no. To see this, note that the product of  $x^3$  and  $x^4$  is  $x^7$ , and the derivative of this product is  $7x^6$ . However, the derivatives of the two functions are  $3x^2$  and  $4x^3$ , and the product of these derivatives is  $12x^5$ . This example shows that, in general, *the derivative of a product is not the product of the derivatives*. The following is a rule for finding the derivative of a product.

**THEOREM 5** The Product Rule

Let  $F(x) = f(x) \cdot g(x)$ . Then

$$F'(x) = \frac{d}{dx}[f(x) \cdot g(x)] = f(x) \cdot \left[ \frac{d}{dx}g(x) \right] + g(x) \cdot \left[ \frac{d}{dx}f(x) \right].$$

The derivative of a product is the first factor times the derivative of the second factor, plus the second factor times the derivative of the first factor.

The proof of the Product Rule is outlined in Exercise 123 at the end of this section.

Let's check the Product Rule for  $x^2 \cdot x^5$ . There are five steps:

1. Write down the first factor.
2. Multiply it by the derivative of the second factor.
3. Write down the second factor.
4. Multiply it by the derivative of the first factor.
5. Add the result of steps (1) and (2) to the result of steps (3) and (4).

Usually we try to write the results in simplified form. In Examples 1 and 2, we do not simplify in order to better emphasize the steps being performed.

$$\begin{aligned} & \frac{d}{dx}(x^2 \cdot x^5) \\ & \begin{array}{cccc} \textcircled{1} & \textcircled{2} & \textcircled{3} & \textcircled{4} \\ = x^2 \cdot 5x^4 + x^5 \cdot 2x & & & \\ = 5x^6 + 2x^6 & \textcircled{5} & & \\ = 7x^6 & & & \end{array} \end{aligned}$$

**EXAMPLE 1** Find  $\frac{d}{dx}[(x^4 - 2x^3 - 7)(3x^2 - 5x)]$ . Do not simplify.

**Solution** We let  $f(x) = x^4 - 2x^3 - 7$  and  $g(x) = 3x^2 - 5x$ . We differentiate each of these, obtaining  $f'(x) = 4x^3 - 6x^2$  and  $g'(x) = 6x - 5$ . By the Product Rule, the derivative of the given function is then

$$\begin{aligned} & f(x) \cdot g'(x) + g(x) \cdot f'(x) \\ & \frac{d}{dx}[(x^4 - 2x^3 - 7)(3x^2 - 5x)] = (x^4 - 2x^3 - 7)(6x - 5) + (3x^2 - 5x)(4x^3 - 6x^2) \end{aligned}$$

In this example, we could have first multiplied the polynomials and then differentiated. Both methods give the same solution after simplification.

It makes no difference which factor of the given function is called  $f(x)$  and which is called  $g(x)$ . We usually let the first function listed be  $f(x)$  and the second function be  $g(x)$ , but if we switch the names, the process still gives the same answer. Try it by repeating Example 1 with  $g(x) = x^4 - 2x^3 - 7$  and  $f(x) = 3x^2 - 5x$ .

**Quick Check 1**

Use the Product Rule to differentiate each of the following functions. Do not simplify.

**a)**

$$y = (2x^5 + x - 1)(3x - 2)$$

**b)**

$$y = (\sqrt{x} + 1)(\sqrt[5]{x} - x)$$

**EXAMPLE 2** For  $F(x) = (x^2 + 4x - 11)(7x^3 - \sqrt{x})$ , find  $F'(x)$ . Do not simplify.

**Solution** We rewrite this as

$$F(x) = (x^2 + 4x - 11)(7x^3 - x^{1/2}).$$

Then, using the Product Rule, we have

$$F'(x) = (x^2 + 4x - 11)\left(21x^2 - \frac{1}{2}x^{-1/2}\right) + (7x^3 - x^{1/2})(2x + 4).$$

**Quick Check 1**

## The Quotient Rule

The derivative of a quotient is *not* the quotient of the derivatives. To see why, consider  $x^5$  and  $x^2$ . The quotient  $x^5/x^2$  is  $x^3$ , and the derivative of this quotient is  $3x^2$ . The individual derivatives are  $5x^4$  and  $2x$ , and the quotient of these derivatives,  $5x^4/(2x)$ , is  $(5/2)x^3$ , which is not  $3x^2$ .

The rule for differentiating quotients is as follows.

### THEOREM 6 The Quotient Rule

$$\text{If } Q(x) = \frac{N(x)}{D(x)}, \text{ then } Q'(x) = \frac{D(x) \cdot N'(x) - N(x) \cdot D'(x)}{[D(x)]^2}.$$

The derivative of a quotient is the denominator times the derivative of the numerator, minus the numerator times the derivative of the denominator, all divided by the square of the denominator.

(If we think of the function in the numerator as the first function and the function in the denominator as the second function, then we can reword the Quotient Rule as “the derivative of a quotient is the second function times the derivative of the first function minus the first function times the derivative of the second function, all divided by the square of the second function.”)

A proof of this result is outlined in Exercise 101 of Section 1.7 (on p. 176).

The Quotient Rule is illustrated below.

$$\frac{d}{dx} \left[ \frac{N(x)}{D(x)} \right] = \frac{D(x) \cdot N'(x) - N(x) \cdot D'(x)}{[D(x)]^2}$$

There are six steps:

1. Write the denominator.
2. Multiply the denominator by the derivative of the numerator.
3. Write a minus sign.
4. Write the numerator.
5. Multiply it by the derivative of the denominator.
6. Divide by the square of the denominator.

■ **EXAMPLE 3** For  $Q(x) = x^5/x^2$ , find  $Q'(x)$ .

**Solution** We have already seen that  $x^5/x^2 = x^3$  and  $\frac{d}{dx}x^3 = 3x^2$ , but we wish to practice using the Quotient Rule. We have  $D(x) = x^2$  and  $N(x) = x^5$ :

$$\begin{aligned}
 Q'(x) &= \frac{\overset{D(x)}{\downarrow} x^2 \cdot \overset{N'(x)}{\downarrow} 5x^4 - \overset{N(x)}{\downarrow} x^5 \cdot \overset{D'(x)}{\downarrow} 2x}{\underset{\substack{\uparrow \\ [D(x)]^2}}{(x^2)^2}} \\
 &= \frac{5x^6 - 2x^6}{x^4} = \frac{3x^6}{x^4} = 3x^2.
 \end{aligned}$$

This checks with the result above.

■ **EXAMPLE 4** Differentiate:  $f(x) = \frac{1 + x^2}{x^3}$ .

**Solution**

$$\begin{aligned}
 f'(x) &= \frac{x^3 \cdot 2x - (1 + x^2) \cdot 3x^2}{(x^3)^2} \\
 &= \frac{2x^4 - 3x^2 - 3x^4}{x^6} = \frac{-x^4 - 3x^2}{x^6} \\
 &= \frac{x^2(-x^2 - 3)}{x^2 \cdot x^4} \\
 &= \frac{-x^2 - 3}{x^4}
 \end{aligned}$$

Using the Quotient Rule

Factoring

Removing a factor equal to 1:  $\frac{x^2}{x^2} = 1$

■ **EXAMPLE 5** Differentiate:  $f(x) = \frac{x^2 - 3x}{x - 1}$ .

**Solution** We have

$$\begin{aligned}
 f'(x) &= \frac{(x - 1)(2x - 3) - (x^2 - 3x) \cdot 1}{(x - 1)^2} \\
 &= \frac{2x^2 - 5x + 3 - x^2 + 3x}{(x - 1)^2} \\
 &= \frac{x^2 - 2x + 3}{(x - 1)^2}.
 \end{aligned}$$

Using the Quotient Rule

Using the distributive law

Simplifying

It is not necessary to multiply out  $(x - 1)^2$ .

◀ Quick Check 2

► **Quick Check 2**

a) Differentiate:  $f(x) = \frac{1 - 3x}{x^2 + 2}$ .

Simplify your result.

b) Show that

$$\frac{d}{dx} \left[ \frac{ax + 1}{bx + 1} \right] = \frac{a - b}{(bx + 1)^2}.$$

## TECHNOLOGY CONNECTION



## Checking Derivatives Graphically

To check Example 5, we first enter the function:

$$y_1 = \frac{x^2 - 3x}{x - 1}.$$

Then we enter the possible derivative:

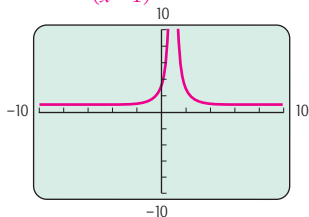
$$y_2 = \frac{x^2 - 2x + 3}{(x - 1)^2}.$$

For the third function, we enter

$$y_3 = \text{nDeriv}(y_1, x, x).$$

Next, we deselect  $y_1$  and graph  $y_2$  and  $y_3$ . We use different graph styles and the Sequential mode to see each graph as it appears on the screen.

$$y_2 = \frac{x^2 - 2x + 3}{(x - 1)^2}, \quad y_3 = \text{nDeriv}(y_1, x, x)$$

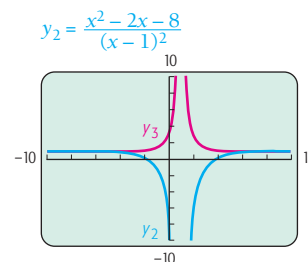


Since the graphs appear to coincide, it appears that  $y_2 = y_3$  and we have a check. This is considered a partial check, however, because the graphs might not coincide at a point not in the viewing window.

We can also use a table to check that  $y_2 = y_3$ .

X	Y2	Y3
5.97	1.081	1.081
5.98	1.0806	1.0806
5.99	1.0803	1.0803
6	1.08	1.08
6.01	1.0797	1.0797
6.02	1.0794	1.0794
6.03	1.079	1.079
X = 5.97		

You should verify that had we miscalculated the derivative as, say,  $y_2 = (x^2 - 2x - 8)/(x - 1)^2$ , neither the tables nor the graphs of  $y_2$  and  $y_3$  would agree.



## EXERCISES

1. For the function

$$f(x) = \frac{x^2 - 4x}{x + 2},$$

use graphs and tables to determine which of the following seems to be the correct derivative.

a)  $f'(x) = \frac{-x^2 - 4x - 8}{(x + 2)^2}$

b)  $f'(x) = \frac{x^2 - 4x + 8}{(x + 2)^2}$

c)  $f'(x) = \frac{x^2 + 4x - 8}{(x + 2)^2}$

2-5. Check the results of Examples 1-4 in this section.

## Application of the Quotient Rule

The total cost, total revenue, and total profit functions, discussed in Section R.4, pertain to the accumulated cost, revenue, and profit when  $x$  items are produced. Because of economies of scale and other factors, it is common for the cost, revenue (price), and profit for, say, the 10th item to differ from those for the 1000th item. For this reason, a business is often interested in the *average* cost, revenue, and profit associated with the production and sale of  $x$  items.

**DEFINITION**

If  $C(x)$  is the cost of producing  $x$  items, then the **average cost** of producing  $x$  items is  $\frac{C(x)}{x}$ ;

if  $R(x)$  is the revenue from the sale of  $x$  items, then the **average revenue** from selling  $x$  items is  $\frac{R(x)}{x}$ ;

if  $P(x)$  is the profit from the sale of  $x$  items, then the **average profit** from selling  $x$  items is  $\frac{P(x)}{x}$ .

**EXAMPLE 6 Business.** Paulsen's Greenhouse finds that the cost, in dollars, of growing  $x$  hundred geraniums is modeled by

$$C(x) = 200 + 100\sqrt[4]{x}.$$

If the revenue from the sale of  $x$  hundred geraniums is modeled by

$$R(x) = 120 + 90\sqrt{x},$$

find each of the following.

- The average cost, the average revenue, and the average profit when  $x$  hundred geraniums are grown and sold.
- The rate at which average profit is changing when 300 geraniums are being grown and sold.

**Solution**

- a) We let  $A_C$ ,  $A_R$ , and  $A_P$  represent average cost, average revenue, and average profit, respectively. Then

$$A_C(x) = \frac{C(x)}{x} = \frac{200 + 100\sqrt[4]{x}}{x};$$

$$A_R(x) = \frac{R(x)}{x} = \frac{120 + 90\sqrt{x}}{x};$$

$$A_P(x) = \frac{P(x)}{x} = \frac{R(x) - C(x)}{x} = \frac{-80 + 90\sqrt{x} - 100\sqrt[4]{x}}{x}.$$

- b) To find the rate at which average profit is changing when 300 geraniums are being grown, we calculate  $A_P'(3)$  (remember that  $x$  is in hundreds):

$$\begin{aligned} A_P'(x) &= \frac{d}{dx} \left[ \frac{-80 + 90x^{1/2} - 100x^{1/4}}{x} \right] \\ &= \frac{x(\frac{1}{2} \cdot 90x^{1/2-1} - \frac{1}{4} \cdot 100x^{1/4-1}) - (-80 + 90x^{1/2} - 100x^{1/4}) \cdot 1}{x^2} \\ &= \frac{45x^{1/2} - 25x^{1/4} + 80 - 90x^{1/2} + 100x^{1/4}}{x^2} = \frac{75x^{1/4} - 45x^{1/2} + 80}{x^2}; \\ A_P'(3) &= \frac{75\sqrt[4]{3} - 45\sqrt{3} + 80}{3^2} \approx 11.20. \end{aligned}$$

When 300 geraniums are being grown, the average profit is increasing by \$11.20 per hundred plants, or about 11.2 cents per plant.

## TECHNOLOGY CONNECTION



## Using Y-VARS

One way to save keystrokes on most calculators is to use the Y-VARS option on the VARS menu.

To check Example 6, we let  $y_1 = 200 + 100x^{0.25}$  and  $y_2 = 120 + 90x^{0.5}$ . To express the profit function as  $y_3$ , we press  $\text{Y=}$  and move the cursor to enter  $y_3$ . Next we press  $\text{VARS}$  and select Y-VARS and then FUNCTION. From the FUNCTION menu we select Y2, which then appears on the  $\text{Y=}$  screen. After pressing  $\text{-}$ , we repeat the procedure to get Y1 on the  $\text{Y=}$  screen.

```
Plot 1 Plot 2 Plot 3
\Y1 = 200 + 100X0.25
\Y2 = 120 + 90X0.5
\Y3 = Y2 - Y1
\Y4 =
\Y5 =
\Y6 =
```

## EXERCISES

- Use the Y-VARS option to enter  $y_4 = y_1/x$ ,  $y_5 = y_2/x$ , and  $y_6 = y_3/x$ , and explain what each of the functions represents.
- Use nDeriv from the MATH menu or dy/dx from the CALC menu to check part (b) of Example 6.

## Section Summary

- The *Product Rule* is

$$\frac{d}{dx}[f(x) \cdot g(x)] = f(x) \cdot \frac{d}{dx}[g(x)] + g(x) \cdot \frac{d}{dx}[f(x)].$$

- The *Quotient Rule* is

$$\frac{d}{dx}\left[\frac{f(x)}{g(x)}\right] = \frac{g(x) \cdot \frac{d}{dx}[f(x)] - f(x) \cdot \frac{d}{dx}[g(x)]}{[g(x)]^2}.$$

- Be careful to note the order in which you write out the factors when using the Quotient Rule. Because the Quotient Rule involves subtraction and division, the order in which you perform the operations is important.

## EXERCISE SET

## 1.6

Differentiate two ways: first, by using the *Product Rule*; then, by multiplying the expressions before differentiating. Compare your results as a check.

- $y = x^5 \cdot x^6$
- $y = x^9 \cdot x^4$
- $f(x) = (2x + 5)(3x - 4)$
- $g(x) = (3x - 2)(4x + 1)$
- $G(x) = 4x^2(x^3 + 5x)$
- $F(x) = 3x^4(x^2 - 4x)$
- $y = (3\sqrt{x} + 2)x^2$
- $y = (4\sqrt{x} + 3)x^3$

- $g(x) = (4x - 3)(2x^2 + 3x + 5)$
- $f(x) = (2x + 5)(3x^2 - 4x + 1)$
- $F(t) = (\sqrt{t} + 2)(3t - 4\sqrt{t} + 7)$
- $G(t) = (2t + 3\sqrt{t} + 5)(\sqrt{t} + 4)$

Differentiate two ways: first, by using the *Quotient Rule*; then, by dividing the expressions before differentiating. Compare your results as a check.

- $y = \frac{x^7}{x^3}$
- $y = \frac{x^6}{x^4}$
- $f(x) = \frac{2x^5 + x^2}{x}$
- $g(x) = \frac{3x^7 - x^3}{x}$



17.  $G(x) = \frac{8x^3 - 1}{2x - 1}$

18.  $F(x) = \frac{x^3 + 27}{x + 3}$

19.  $y = \frac{t^2 - 16}{t + 4}$

20.  $y = \frac{t^2 - 25}{t - 5}$

Differentiate each function.

21.  $f(x) = (3x^2 - 2x + 5)(4x^2 + 3x - 1)$

22.  $g(x) = (5x^2 + 4x - 3)(2x^2 - 3x + 1)$

23.  $y = \frac{5x^2 - 1}{2x^3 + 3}$

24.  $y = \frac{3x^4 + 2x}{x^3 - 1}$

25.  $G(x) = (8x + \sqrt{x})(5x^2 + 3)$

26.  $F(x) = (-3x^2 + 4x)(7\sqrt{x} + 1)$

27.  $g(t) = \frac{t}{3 - t} + 5t^3$

28.  $f(t) = \frac{t}{5 + 2t} - 2t^4$

29.  $F(x) = (x + 3)^2$

[Hint:  $(x + 3)^2 = (x + 3)(x + 3)$ .]

30.  $G(x) = (5x - 4)^2$

31.  $y = (x^3 - 4x)^2$

32.  $y = (3x^2 - 4x + 5)^2$

33.  $g(x) = 5x^{-3}(x^4 - 5x^3 + 10x - 2)$

34.  $f(x) = 6x^{-4}(6x^3 + 10x^2 - 8x + 3)$

35.  $F(t) = \left(t + \frac{2}{t}\right)(t^2 - 3)$

36.  $G(t) = (3t^5 - t^2)\left(t - \frac{5}{t}\right)$

37.  $y = \frac{x^2 + 1}{x^3 - 1} - 5x^2$

38.  $y = \frac{x^3 - 1}{x^2 + 1} + 4x^3$

39.  $y = \frac{\sqrt[3]{x} - 7}{\sqrt{x} + 3}$

40.  $y = \frac{\sqrt{x} + 4}{\sqrt[3]{x} - 5}$

41.  $f(x) = \frac{x}{x^{-1} + 1}$

42.  $f(x) = \frac{x^{-1}}{x + x^{-1}}$

43.  $F(t) = \frac{1}{t - 4}$

44.  $G(t) = \frac{1}{t + 2}$

45.  $f(x) = \frac{3x^2 + 2x}{x^2 + 1}$

46.  $f(x) = \frac{3x^2 - 5x}{x^2 - 1}$

47.  $g(t) = \frac{-t^2 + 3t + 5}{t^2 - 2t + 4}$

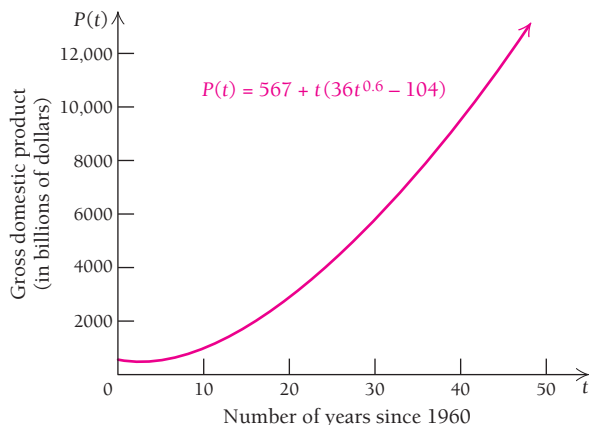
48.  $f(t) = \frac{3t^2 + 2t - 1}{-t^2 + 4t + 1}$

49–96. Use a graphing calculator to check the results of Exercises 1–48.

97. Find an equation of the tangent line to the graph of  $y = 8/(x^2 + 4)$  at (a)  $(0, 2)$ ; (b)  $(-2, 1)$ .98. Find an equation of the tangent line to the graph of  $y = \sqrt{x}/(x + 1)$  at (a)  $x = 1$ ; (b)  $x = \frac{1}{4}$ .99. Find an equation of the tangent line to the graph of  $y = x^2 + 3/(x - 1)$  at (a)  $x = 2$ ; (b)  $x = 3$ .100. Find an equation of the tangent line to the graph of  $y = 4x/(1 + x^2)$  at (a)  $(0, 0)$ ; (b)  $(-1, -2)$ .**APPLICATIONS****Business and Economics**101. **Average cost.** Summertime Fabrics finds that the cost, in dollars, of producing  $x$  jackets is given by  $C(x) = 950 + 15\sqrt{x}$ . Find the rate at which the average cost is changing when 400 jackets have been produced.102. **Average cost.** Tongue-Tied Sauces, Inc., finds that the cost, in dollars, of producing  $x$  bottles of barbecue sauce is given by  $C(x) = 375 + 0.75x^{3/4}$ . Find the rate at which the average cost is changing when 81 bottles of barbecue sauce have been produced.103. **Average revenue.** Summertime Fabrics finds that the revenue, in dollars, from the sale of  $x$  jackets is given by  $R(x) = 85\sqrt{x}$ . Find the rate at which average revenue is changing when 400 jackets have been produced.104. **Average revenue.** Tongue-Tied Sauces, Inc., finds that the revenue, in dollars, from the sale of  $x$  bottles of barbecue sauce is given by  $R(x) = 7.5x^{0.7}$ . Find the rate at which average revenue is changing when 81 bottles of barbecue sauce have been produced.105. **Average profit.** Use the information in Exercises 101 and 103 to determine the rate at which Summertime Fabrics' average profit per jacket is changing when 400 jackets have been produced and sold.106. **Average profit.** Use the information in Exercises 102 and 104 to determine the rate at which Tongue-Tied Sauces' average profit per bottle of barbecue sauce is changing when 81 bottles have been produced and sold.107. **Average profit.** Sparkle Pottery has determined that the cost, in dollars, of producing  $x$  vases is given by  $C(x) = 4300 + 2.1x^{0.6}$ .If the revenue from the sale of  $x$  vases is given by  $R(x) = 65x^{0.9}$ , find the rate at which the average profit per vase is changing when 50 vases have been made and sold.108. **Average profit.** Cruzin' Boards has found that the cost, in dollars, of producing  $x$  skateboards is given by  $C(x) = 900 + 18x^{0.7}$ .If the revenue from the sale of  $x$  skateboards is given by  $R(x) = 75x^{0.8}$ , find the rate at which the average profit per skateboard is changing when 20 skateboards have been built and sold.109. **Gross domestic product.** The U.S. gross domestic product (in billions of dollars) can be approximated using the function

$$P(t) = 567 + t(36t^{0.6} - 104),$$

where  $t$  is the number of the years since 1960.



(Source: U.S. Bureau of Economic Analysis.)

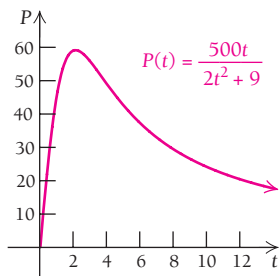
- a) Find  $P'(t)$ .
- b) Find  $P'(45)$ .
- c) In words, explain what  $P'(45)$  means.

**Social Sciences**

110. **Population growth.** The population  $P$ , in thousands, of a small city is given by

$$P(t) = \frac{500t}{2t^2 + 9},$$

where  $t$  is the time, in years.



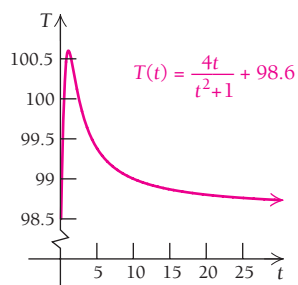
- a) Find the growth rate.
- b) Find the population after 12 yr.
- c) Find the growth rate at  $t = 12$  yr.

**Life and Physical Sciences**

111. **Temperature during an illness.** The temperature  $T$  of a person during an illness is given by

$$T(t) = \frac{4t}{t^2 + 1} + 98.6,$$

where  $T$  is the temperature, in degrees Fahrenheit, at time  $t$ , in hours.



- a) Find the rate of change of the temperature with respect to time.
- b) Find the temperature at  $t = 2$  hr.
- c) Find the rate of change of the temperature at  $t = 2$  hr.

**SYNTHESIS**

Differentiate each function.

112.  $f(x) = \frac{7 - \frac{3}{2x}}{\frac{4}{x^2} + 5}$  (Hint: Simplify before differentiating.)

113.  $y(t) = 5t(t - 1)(2t + 3)$

114.  $f(x) = x(3x^3 + 6x - 2)(3x^4 + 7)$

115.  $g(x) = (x^3 - 8) \cdot \frac{x^2 + 1}{x^2 - 1}$

116.  $f(t) = (t^5 + 3) \cdot \frac{t^3 - 1}{t^3 + 1}$

117.  $f(x) = \frac{(x - 1)(x^2 + x + 1)}{x^4 - 3x^3 - 5}$

118. Let  $f(x) = \frac{x}{x + 1}$  and  $g(x) = \frac{-1}{x + 1}$ .

- a) Compute  $f'(x)$ .
- b) Compute  $g'(x)$ .
- c) What can you conclude about  $f$  and  $g$  on the basis of your results from parts (a) and (b)?

119. Let  $f(x) = \frac{x^2}{x^2 - 1}$  and  $g(x) = \frac{1}{x^2 - 1}$ .

- a) Compute  $f'(x)$ .
- b) Compute  $g'(x)$ .
- c) What can you conclude about the graphs of  $f$  and  $g$  on the basis of your results from parts (a) and (b)?

120. Write a rule for finding the derivative of  $f(x) \cdot g(x) \cdot h(x)$ . Describe the rule in words.

121. Is the derivative of the reciprocal of  $f(x)$  the reciprocal of the derivative of  $f'(x)$ ? Why or why not?

122. **Sensitivity.** The reaction  $R$  of the body to a dose  $Q$  of medication is often represented by the general function

$$R(Q) = Q^2 \left( \frac{k}{2} - \frac{Q}{3} \right),$$

where  $k$  is a constant and  $R$  is in millimeters of mercury (mmHg) if the reaction is a change in blood pressure or in degrees Fahrenheit ( $^{\circ}\text{F}$ ) if the reaction is a change in temperature. The rate of change  $dR/dQ$  is defined to be the body's *sensitivity* to the medication.

- a) Find a formula for the sensitivity.
- b) Explain the meaning of your answer to part (a).

123. A proof of the Product Rule appears below. Provide a justification for each step.

$$\begin{aligned}
 \text{a)} \quad \frac{d}{dx}[f(x) \cdot g(x)] &= \lim_{h \rightarrow 0} \frac{f(x+h)g(x+h) - f(x)g(x)}{h} \\
 \text{b)} &= \lim_{h \rightarrow 0} \frac{f(x+h)g(x+h) - f(x+h)g(x) + f(x+h)g(x) - f(x)g(x)}{h} \\
 \text{c)} &= \lim_{h \rightarrow 0} \frac{f(x+h)g(x+h) - f(x+h)g(x)}{h} + \lim_{h \rightarrow 0} \frac{f(x+h)g(x) - f(x)g(x)}{h} \\
 \text{d)} &= \lim_{h \rightarrow 0} \left[ f(x+h) \cdot \frac{g(x+h) - g(x)}{h} \right] + \lim_{h \rightarrow 0} \left[ g(x) \cdot \frac{f(x+h) - f(x)}{h} \right] \\
 \text{e)} &= f(x) \cdot \lim_{h \rightarrow 0} \frac{g(x+h) - g(x)}{h} + g(x) \cdot \lim_{h \rightarrow 0} \frac{f(x+h) - f(x)}{h} \\
 \text{f)} &= f(x) \cdot g'(x) + g(x) \cdot f'(x) \\
 \text{g)} &= f(x) \cdot \left[ \frac{d}{dx}g(x) \right] + g(x) \cdot \left[ \frac{d}{dx}f(x) \right]
 \end{aligned}$$

### TECHNOLOGY CONNECTION



124. **Business.** Refer to Exercises 102, 104, and 106. At what rate is Tongue-Tied Sauces' profit changing at the break-even point? At what rate is the average profit per bottle of barbecue sauce changing at that point?

125. **Business.** Refer to Exercises 101, 103, and 105. At what rate is Summertime Fabrics' profit changing at the break-even point? At what rate is the average profit per jacket changing at that point?

For the function in each of Exercises 126–131, graph  $f$  and  $f'$ . Then estimate points at which the tangent line to  $f$  is horizontal. If no such point exists, state that fact.

126.  $f(x) = x^2(x-2)(x+2)$

127.  $f(x) = \left(x + \frac{2}{x}\right)(x^2 - 3)$

128.  $f(x) = \frac{x^3 - 1}{x^2 + 1}$

129.  $f(x) = \frac{0.3x}{0.04 + x^2}$

130.  $f(x) = \frac{0.01x^2}{x^4 + 0.0256}$

131.  $f(x) = \frac{4x}{x^2 + 1}$

132. Use a graph to decide which of the following seems to be the correct derivative of the function in Exercise 131.

$$y_1 = \frac{2}{x}$$

$$y_2 = \frac{4 - 4x}{x^2 + 1}$$

$$y_3 = \frac{4 - 4x^2}{(x^2 + 1)^2}$$

$$y_4 = \frac{4x^2 - 4}{(x^2 + 1)^2}$$

### Answers to Quick Checks

1. (a)  $y' = (2x^5 + x - 1)(3) + (3x - 2)(10x^4 + 1)$

(b)  $y' = (\sqrt{x} + 1)\left(\frac{1}{5\sqrt[5]{x^4}} - 1\right) + (\sqrt[5]{x} - x)\left(\frac{1}{2\sqrt{x}}\right)$

2. (a)  $y' = \frac{3x^2 - 2x - 6}{(x^2 + 2)^2}$

(b)  $\frac{(bx+1)(a) - (ax+1)(b)}{(bx+1)^2} = \frac{abx + a - abx - b}{(bx+1)^2} = \frac{a-b}{(bx+1)^2}$

## 1.7

### OBJECTIVES

- Find the composition of two functions.
- Differentiate using the Extended Power Rule or the Chain Rule.

## The Chain Rule

### The Extended Power Rule

Some functions are considered simple. *Simple* is a subjective concept, and it may be best to illustrate what it means with examples. The following functions are considered simple and are similar to those we have seen in Sections 1.5 and 1.6:

$$f(x) = 2x, \quad g(x) = 3x^2 - 5x, \quad h(x) = 2\sqrt{x}, \quad j(x) = \frac{2x-1}{x^2-3}.$$

On the other hand, these functions are not considered simple:

$$f(x) = (x^3 + 2x)^5, \quad g(x) = \sqrt{2x+5}, \quad h(x) = \left(\frac{3x-7}{4x^2+1}\right)^3.$$

In these cases, we see that the variable  $x$  is part of one or more expressions that are raised to some power. How can we use the concepts of differentiation from Sections 1.5 and 1.6 to differentiate functions of this form? In this section, we will introduce and discuss the *Chain Rule*, but we begin our discussion with a special case of the Chain Rule called the *Extended Power Rule*.

## The Extended Power Rule

The function  $y = 1 + x^2$  is considered simple, and its derivative can be found directly from the Power Rule. However, if we nest this function in some manner, for example,  $y = (1 + x^2)^3$ , we now have a more complicated form. How do we determine the derivative? We might guess the following:

$$\frac{d}{dx}[(1 + x^2)^3] \stackrel{?}{=} 3(1 + x^2)^2. \quad \text{Remember, this is a guess.}$$

To check this, we expand the function  $y = (1 + x^2)^3$ :

$$\begin{aligned} y &= (1 + x^2)^3 \\ &= (1 + x^2) \cdot (1 + x^2) \cdot (1 + x^2) \\ &= (1 + 2x^2 + x^4) \cdot (1 + x^2) && \text{Multiplying the first two factors} \\ &= 1 + 3x^2 + 3x^4 + x^6. && \text{Multiplying by the third factor} \end{aligned}$$

Taking the derivative of this function, we have

$$y' = 6x + 12x^3 + 6x^5.$$

Now we can factor out  $6x$ :

$$y' = 6x(1 + 2x^2 + x^4).$$

We rewrite  $6x$  as  $3 \cdot 2x$  and factor the expression within the parentheses:

$$y' = 3(1 + x^2)^2 \cdot 2x$$

Thus, it seems our original guess was close: it lacked only the extra factor,  $2x$ , which is the derivative of the expression inside the parentheses. The correct derivative of  $y = (1 + x^2)^3$  is  $y' = 3(1 + x^2)^2 \cdot 2x$ , which suggests a general pattern for differentiating functions of this form, in which an expression is raised to a power  $k$ .

### THEOREM 7 The Extended Power Rule

Suppose that  $g(x)$  is a differentiable function of  $x$ . Then, for any real number  $k$ ,

$$\frac{d}{dx}[g(x)]^k = k[g(x)]^{k-1} \cdot \frac{d}{dx}g(x).$$

The Extended Power Rule allows us to differentiate functions such as  $y = (1 + x^2)^{89}$  without having to expand the expression  $1 + x^2$  to the 89th power (very time-consuming) and functions such as  $y = (1 + x^2)^{1/3}$ , for which “expanding” to the  $\frac{1}{3}$  power is impractical.

Let’s differentiate  $(1 + x^3)^5$ . There are three steps to carry out.

1. Mentally block out the “inside” function,  $1 + x^3$ .  $(1 + x^3)^5$
2. Differentiate the “outside” function,  $(1 + x^3)^5$ .  $5(1 + x^3)^4$
3. Multiply by the derivative of the “inside” function.  $5(1 + x^3)^4 \cdot 3x^2$   
 $= 15x^2(1 + x^3)^4$  **Simplified**

Step (3) is quite commonly overlooked. Do not forget it!

TECHNOLOGY CONNECTION 

## Exploratory

One way to check your differentiation of  $y_1$  is to enter your derivative as  $y_2$  and see if the graph of  $y_2$  coincides with the graph of  $y_3 = nDeriv(y_1, x, x)$ . Use this approach to check Example 1. Be sure to use the Sequential mode and different graph styles for the two curves.

## Quick Check 1

a) Use the Extended Power Rule to differentiate  $y = (x^4 + 2x^2 + 1)^3$ .

b) Explain why

$$\frac{d}{dx} [(x^2 + 4x + 1)^4] = 4(x^2 + 4x + 1)^3 \cdot 2x + 4$$

is incorrect.

The Extended Power Rule is best illustrated by examples. Carefully examine each of the following examples, noting the three-step process for applying the rule.

■ **EXAMPLE 1** Differentiate:  $f(x) = (1 + x^3)^{1/2}$ .

**Solution**

$$\begin{aligned} \frac{d}{dx} (1 + x^3)^{1/2} &= \frac{1}{2} (1 + x^3)^{1/2-1} \cdot 3x^2 \\ &= \frac{3x^2}{2} (1 + x^3)^{-1/2} \\ &= \frac{3x^2}{2\sqrt{1 + x^3}} \end{aligned}$$

■ **EXAMPLE 2** Differentiate:  $y = (1 - x^2)^3 + (5 + 4x)^2$ .

**Solution** Here we combine the Sum–Difference Rule and the Extended Power Rule:

$$\frac{dy}{dx} = 3(1 - x^2)^2(-2x) + 2(5 + 4x)^1 \cdot 4. \quad \text{We differentiate each term using the Extended Power Rule.}$$

Since  $dy/dx = 3(1 - x^2)^2(-2x) + 2(5 + 4x) \cdot 4$ , it follows that

$$\begin{aligned} \frac{dy}{dx} &= -6x(1 - x^2)^2 + 8(5 + 4x) \\ &= -6x(1 - 2x^2 + x^4) + 40 + 32x \\ &= -6x + 12x^3 - 6x^5 + 40 + 32x \\ &= 40 + 26x + 12x^3 - 6x^5. \end{aligned}$$

## Quick Check 1

■ **EXAMPLE 3** Differentiate:  $f(x) = (3x - 5)^4(7 - x)^{10}$ .

**Solution** Here we combine the Product Rule and the Extended Power Rule:

$$\begin{aligned} f'(x) &= (3x - 5)^4 \cdot 10(7 - x)^9(-1) + (7 - x)^{10} 4(3x - 5)^3(3) \\ &= -10(3x - 5)^4(7 - x)^9 + (7 - x)^{10} 12(3x - 5)^3 \\ &= 2(3x - 5)^3(7 - x)^9[-5(3x - 5) + 6(7 - x)] \quad \text{We factor out } 2(3x - 5)^3(7 - x)^9. \\ &= 2(3x - 5)^3(7 - x)^9(-15x + 25 + 42 - 6x) \\ &= 2(3x - 5)^3(7 - x)^9(67 - 21x). \end{aligned}$$

■ **EXAMPLE 4** Differentiate:  $f(x) = \sqrt[4]{\frac{x+3}{x-2}}$ .

**Solution** Here we use the Quotient Rule to differentiate the inside function:

$$\begin{aligned} \frac{d}{dx} \sqrt[4]{\frac{x+3}{x-2}} &= \frac{d}{dx} \left( \frac{x+3}{x-2} \right)^{1/4} = \frac{1}{4} \left( \frac{x+3}{x-2} \right)^{1/4-1} \left[ \frac{(x-2)1 - 1(x+3)}{(x-2)^2} \right] \\ &= \frac{1}{4} \left( \frac{x+3}{x-2} \right)^{-3/4} \left[ \frac{x-2-x-3}{(x-2)^2} \right] \\ &= \frac{1}{4} \left( \frac{x+3}{x-2} \right)^{-3/4} \left[ \frac{-5}{(x-2)^2} \right], \quad \text{or} \quad \frac{-5}{4(x+3)^{3/4}(x-2)^{5/4}} \end{aligned}$$

## Quick Check 2

Differentiate:

$$f(x) = \frac{(2x^2 - 1)}{(3x^4 + 2)^2}$$

## Quick Check 2



Author Marv Bittinger and his size- $11\frac{1}{2}$  running shoes

## Composition of Functions and the Chain Rule

Before discussing the Chain Rule, let's consider *composition of functions*.

One author of this text exercises three times a week at a local YMCA. When he recently bought a pair of running shoes, he found a label on which the numbers at the bottom indicate equivalent shoe sizes in five countries.



This label suggests that there are functions that convert one country's shoe sizes to those used in another country. There is, indeed, a function  $g$  that gives a correspondence between shoe sizes in the United States and those in France:

$$g(x) = \frac{4x + 92}{3},$$

where  $x$  is the U.S. size and  $g(x)$  is the French size. Thus, a U.S. size  $11\frac{1}{2}$  corresponds to a French size

$$g(11\frac{1}{2}) = \frac{4 \cdot 11\frac{1}{2} + 92}{3}, \text{ or } 46.$$

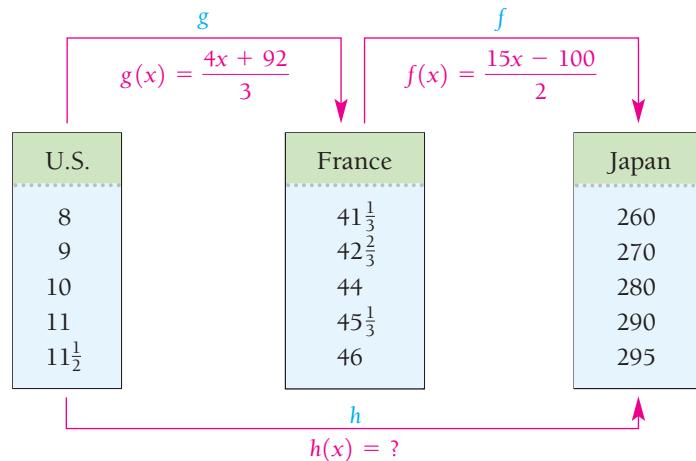
There is also a function  $f$  that gives a correspondence between shoe sizes in France and those in Japan. The function is given by

$$f(x) = \frac{15x - 100}{2},$$

where  $x$  is the French size and  $f(x)$  is the corresponding Japanese size. Thus, a French size 46 corresponds to a Japanese size

$$f(46) = \frac{15 \cdot 46 - 100}{2}, \text{ or } 295.$$

It seems reasonable to conclude that a shoe size of  $11\frac{1}{2}$  in the United States corresponds to a size of 295 in Japan and that some function  $h$  describes this correspondence. Can we find a formula for  $h$ ?



A shoe size  $x$  in the United States corresponds to a shoe size  $g(x)$  in France, where

$$g(x) = \frac{4x + 92}{3}.$$

Thus,  $(4x + 92)/3$  represents a shoe size in France. If we replace  $x$  in  $f(x)$  with  $(4x + 92)/3$ , we can find the corresponding shoe size in Japan:

$$\begin{aligned} f(g(x)) &= \frac{15\left(\frac{4x + 92}{3}\right) - 100}{2} \\ &= \frac{5(4x + 92) - 100}{2} = \frac{20x + 460 - 100}{2} \\ &= \frac{20x + 360}{2} = 10x + 180. \end{aligned}$$

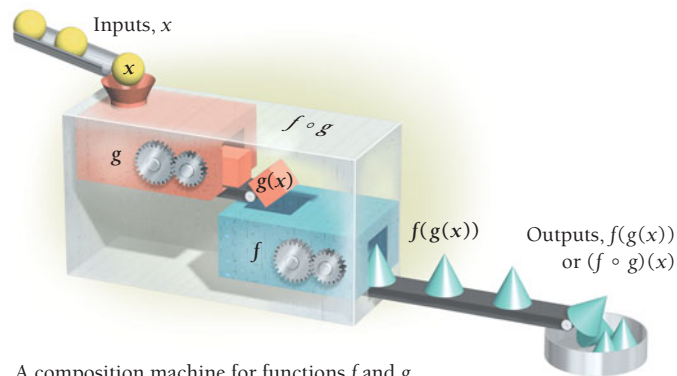
This gives a formula for  $h$ :  $h(x) = 10x + 180$ . As a check, a shoe size of  $11\frac{1}{2}$  in the United States corresponds to a shoe size of  $h(11\frac{1}{2}) = 10(11\frac{1}{2}) + 180 = 295$  in Japan. The function  $h$  is the *composition* of  $f$  and  $g$ , symbolized by  $f \circ g$  and read as “ $f$  composed with  $g$ ,” or simply “ $f$  circle  $g$ .”

### DEFINITION

The **composed function**  $f \circ g$ , the **composition** of  $f$  and  $g$ , is defined as

$$(f \circ g)(x) = f(g(x)).$$

We can visualize the composition of functions as shown below.



A composition machine for functions  $f$  and  $g$

To find  $(f \circ g)(x)$ , we substitute  $g(x)$  for  $x$  in  $f(x)$ . The function  $g(x)$  is nested within  $f(x)$ .

■ **EXAMPLE 5** For  $f(x) = x^3$  and  $g(x) = 1 + x^2$ , find  $(f \circ g)(x)$  and  $(g \circ f)(x)$ .

**Solution** Consider each function separately:

$$f(x) = x^3 \quad \text{This function cubes each input.}$$

and

$$g(x) = 1 + x^2. \quad \text{This function adds 1 to the square of each input.}$$

- a) The function  $f \circ g$  first does what  $g$  does (adds 1 to the square) and then does what  $f$  does (cubes). We find  $f(g(x))$  by substituting  $g(x)$  for  $x$ :

$$\begin{aligned}(f \circ g)(x) &= f(g(x)) = f(1 + x^2) && \text{Using } g(x) \text{ as an input} \\ &= (1 + x^2)^3 \\ &= 1 + 3x^2 + 3x^4 + x^6.\end{aligned}$$

- b) The function  $g \circ f$  first does what  $f$  does (cubes) and then does what  $g$  does (adds 1 to the square). We find  $g(f(x))$  by substituting  $f(x)$  for  $x$ :

$$\begin{aligned}(g \circ f)(x) &= g(f(x)) = g(x^3) && \text{Using } f(x) \text{ as an input} \\ &= 1 + (x^3)^2 = 1 + x^6.\end{aligned}$$

### Quick Check 3

For the functions in Example 6, find:

- a)  $(f \circ f)(x)$ ;  
b)  $(g \circ g)(x)$ .

**EXAMPLE 6** For  $f(x) = \sqrt{x}$  and  $g(x) = x - 1$ , find  $(f \circ g)(x)$  and  $(g \circ f)(x)$ .

### Solution

$$\begin{aligned}(f \circ g)(x) &= f(g(x)) = f(x - 1) = \sqrt{x - 1} \\ (g \circ f)(x) &= g(f(x)) = g(\sqrt{x}) = \sqrt{x} - 1\end{aligned}$$

### Quick Check 3

Keep in mind that, in general,  $(f \circ g)(x) \neq (g \circ f)(x)$ . We see this fact demonstrated in Examples 5 and 6.

How do we differentiate a composition of functions? The following theorem tells us.

### THEOREM 8 The Chain Rule

The derivative of the composition  $f \circ g$  is given by

$$\frac{d}{dx}[(f \circ g)(x)] = \frac{d}{dx}[f(g(x))] = f'(g(x)) \cdot g'(x).$$

As we noted earlier, the Extended Power Rule is a special case of the Chain Rule. Consider  $f(x) = x^k$ . For any other function  $g(x)$ , we have  $(f \circ g)(x) = [g(x)]^k$ , and the derivative of the composition is

$$\frac{d}{dx}[g(x)]^k = k[g(x)]^{k-1} \cdot g'(x).$$

The Chain Rule often appears in another form. Suppose that  $y = f(u)$  and  $u = g(x)$ . Then

$$\frac{dy}{dx} = \frac{dy}{du} \cdot \frac{du}{dx}.$$

To better understand the Chain Rule, suppose that a video game manufacturer wished to determine its rate of profit, in *dollars per minute*. One way to find this rate would be to multiply the rate of profit, in *dollars per item*, by the production rate, in *items per minute*. That is,

$$\left[ \begin{array}{l} \text{Change in profits} \\ \text{with respect to time} \end{array} \right] = \left[ \begin{array}{l} \text{Change in profits with respect} \\ \text{to number of games produced} \end{array} \right] \cdot \left[ \begin{array}{l} \text{Change in number of games} \\ \text{produced with respect to time.} \end{array} \right]$$



■ **EXAMPLE 7** For  $y = 2 + \sqrt{u}$  and  $u = x^3 + 1$ , find  $dy/du$ ,  $du/dx$ , and  $dy/dx$ .

**Solution** First we find  $dy/du$  and  $du/dx$ :

$$\frac{dy}{du} = \frac{1}{2}u^{-1/2} \quad \text{and} \quad \frac{du}{dx} = 3x^2.$$

Then

$$\begin{aligned} \frac{dy}{dx} &= \frac{dy}{du} \cdot \frac{du}{dx} \\ &= \frac{1}{2\sqrt{u}} \cdot 3x^2 \\ &= \frac{3x^2}{2\sqrt{x^3 + 1}}. \end{aligned} \quad \text{Substituting } x^3 + 1 \text{ for } u$$

► **Quick Check 4**

If  $y = u^2 + u$  and  
 $u = x^2 + x$ , find  $\frac{dy}{dx}$ .

◀ **Quick Check 4**



■ **EXAMPLE 8 Business.** A new product is placed on the market and becomes very popular. Its quantity sold  $N$  is given as a function of time  $t$ , where  $t$  is measured in weeks:

$$N(t) = \frac{250,000t^2}{(2t + 1)^2}, \quad t > 0.$$

Differentiate this function. Then use the derivative to evaluate  $N'(52)$  and  $N'(208)$ , and interpret these results.

**Solution** To determine  $N'(t)$ , we use the Quotient Rule along with the Extended Power Rule:

$$\begin{aligned} N'(t) &= \frac{d}{dt} \left[ \frac{250,000t^2}{(2t + 1)^2} \right] = \frac{(2t + 1)^2 \cdot \frac{d}{dt} [250,000t^2] - 250,000t^2 \cdot \frac{d}{dt} [(2t + 1)^2]}{[(2t + 1)^2]^2} \\ &= \frac{(2t + 1)^2 \cdot (500,000t) - 250,000t^2 \cdot 2(2t + 1)^1 \cdot 2}{(2t + 1)^4} \quad \text{The Extended Power Rule is used here.} \\ &= \frac{(2t + 1)^2(500,000t) - 1,000,000t^2(2t + 1)}{(2t + 1)^4} \\ &= \frac{500,000t(2t + 1)[(2t + 1) - 2t]}{(2t + 1)^4}. \quad \text{The expression } 500,000t(2t + 1) \text{ is factored out in the numerator; the } 2t \text{ terms inside the square brackets sum to 0.} \end{aligned}$$

Therefore, 
$$N'(t) = \frac{500,000t}{(2t + 1)^3} \quad \text{The factor } (2t + 1) \text{ in the numerator cancels } (2t + 1) \text{ in the denominator.}$$

We evaluate  $N'(t)$  at  $t = 52$ :

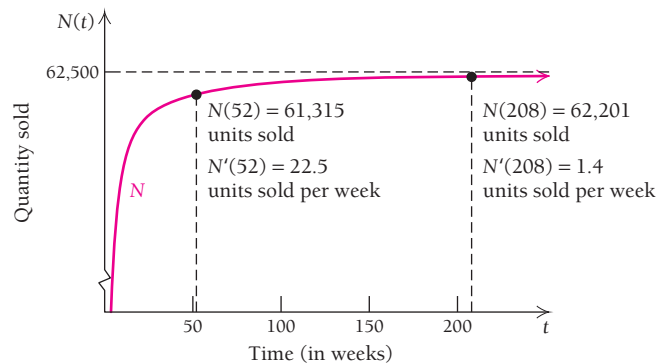
$$N'(52) = \frac{500,000(52)}{(2(52) + 1)^3} \approx 22.5.$$

Thus, after 52 weeks (1 yr), the quantity sold is increasing by about 22.5 units per week.

For  $t = 208$  weeks (4 yr), we get

$$N'(208) = \frac{500,000(208)}{(2(208) + 1)^3} \approx 1.4.$$

After 4 yr, the quantity sold is increasing at about 1.4 units per week. What is happening here? Consider the graph of  $N(t)$ :



We see that the slopes of the tangent lines, representing the change in numbers of units sold per week, are leveling off as  $t$  increases. Perhaps the market is becoming saturated with this product: while sales continue to increase, the rate of the sales increase per week is leveling off.

## Section Summary

- The *Extended Power Rule* tells us that if  $y = [f(x)]^k$ , then

$$y' = \frac{d}{dx}[f(x)]^k = k[f(x)]^{k-1} \cdot f'(x).$$

- The *composition* of  $f(x)$  with  $g(x)$  is written  $(f \circ g)(x)$  and is defined as  $(f \circ g)(x) = f(g(x))$ .
- In general,  $(f \circ g)(x) \neq (g \circ f)(x)$ .

- The *Chain Rule* is used to differentiate a composition of functions. If

$$F(x) = (f \circ g)(x) = f(g(x)),$$

then

$$F'(x) = \frac{d}{dx}[(f \circ g)(x)] = f'(g(x)) \cdot g'(x).$$

### EXERCISE SET

## 1.7

Differentiate each function.

$$\left. \begin{array}{l} 1. y = (2x + 1)^2 \\ 2. y = (3 - 2x)^2 \end{array} \right\} \text{Check by expanding and} \\ \text{then differentiating.}$$

$$3. y = (7 - x)^{55}$$

$$4. y = (8 - x)^{100}$$

$$5. y = \sqrt{1 + 8x}$$

$$6. y = \sqrt{1 - x}$$

$$7. y = \sqrt{3x^2 - 4}$$

$$8. y = \sqrt{4x^2 + 1}$$

$$9. y = (8x^2 - 6)^{-40}$$

$$10. y = (4x^2 + 1)^{-50}$$

$$11. y = (x - 4)^8(2x + 3)^6$$

$$12. y = (x + 5)^7(4x - 1)^{10}$$

$$13. y = \frac{1}{(3x + 8)^2}$$

$$14. y = \frac{1}{(4x + 5)^2}$$

$$15. y = \frac{4x^2}{(7 - 5x)^3}$$

$$16. y = \frac{7x^3}{(4 - 9x)^5}$$

$$17. f(x) = (1 + x^3)^3 - (2 + x^8)^4$$

$$18. f(x) = (3 + x^3)^5 - (1 + x^7)^4$$

$$19. f(x) = x^2 + (200 - x)^2$$

$$20. f(x) = x^2 + (100 - x)^2$$

$$21. g(x) = \sqrt{x} + (x - 3)^3$$

$$22. G(x) = \sqrt[3]{2x - 1} + (4 - x)^2$$

$$23. f(x) = -5x(2x - 3)^4$$

$$24. f(x) = -3x(5x + 4)^6$$

25.  $g(x) = (3x - 1)^7(2x + 1)^5$

26.  $F(x) = (5x + 2)^4(2x - 3)^8$

27.  $f(x) = x^2\sqrt{4x - 1}$

28.  $f(x) = x^3\sqrt{5x + 2}$

29.  $G(x) = \sqrt[3]{x^5 + 6x}$

30.  $F(x) = \sqrt[4]{x^2 - 5x + 2}$

31.  $f(x) = \left(\frac{3x - 1}{5x + 2}\right)^4$

32.  $f(x) = \left(\frac{2x}{x^2 + 1}\right)^3$

33.  $g(x) = \sqrt{\frac{4 - x}{3 + x}}$

34.  $g(x) = \sqrt{\frac{3 + 2x}{5 - x}}$

35.  $f(x) = (2x^3 - 3x^2 + 4x + 1)^{100}$

36.  $f(x) = (7x^4 + 6x^3 - x)^{204}$

37.  $g(x) = \left(\frac{2x + 3}{5x - 1}\right)^{-4}$

38.  $h(x) = \left(\frac{1 - 3x}{2 - 7x}\right)^{-5}$

39.  $f(x) = \sqrt{\frac{x^2 + x}{x^2 - x}}$

40.  $f(x) = \sqrt[3]{\frac{4 - x^3}{x - x^2}}$

41.  $f(x) = \frac{(2x + 3)^4}{(3x - 2)^5}$

42.  $f(x) = \frac{(5x - 4)^7}{(6x + 1)^3}$

43.  $f(x) = 12(2x + 1)^{2/3}(3x - 4)^{5/4}$

44.  $y = 6\sqrt[3]{x^2 + x(x^4 - 6x)^3}$

Find  $\frac{dy}{du}$ ,  $\frac{du}{dx}$ , and  $\frac{dy}{dx}$ .

45.  $y = \sqrt{u}$  and  $u = x^2 - 1$

46.  $y = \frac{15}{u^3}$  and  $u = 2x + 1$

47.  $y = u^{50}$  and  $u = 4x^3 - 2x^2$

48.  $y = \frac{u + 1}{u - 1}$  and  $u = 1 + \sqrt{x}$

49.  $y = u(u + 1)$  and  $u = x^3 - 2x$

50.  $y = (u + 1)(u - 1)$  and  $u = x^3 + 1$

Find  $\frac{dy}{dx}$  for each pair of functions.

51.  $y = 5u^2 + 3u$  and  $u = x^3 + 1$

52.  $y = u^3 - 7u^2$  and  $u = x^2 + 3$

53.  $y = \sqrt[3]{2u + 5}$  and  $u = x^2 - x$

54.  $y = \sqrt{7 - 3u}$  and  $u = x^2 - 9$

55. Find  $\frac{dy}{dt}$  if  $y = \frac{1}{u^2 + u}$  and  $u = 5 + 3t$ .

56. Find  $\frac{dy}{dt}$  if  $y = \frac{1}{3u^5 - 7}$  and  $u = 7t^2 + 1$ .

57. Find an equation for the tangent line to the graph of  $y = \sqrt{x^2 + 3x}$  at the point  $(1, 2)$ .58. Find an equation for the tangent line to the graph of  $y = (x^3 - 4x)^{10}$  at the point  $(2, 0)$ .59. Find an equation for the tangent line to the graph of  $y = x\sqrt{2x + 3}$  at the point  $(3, 9)$ .60. Find an equation for the tangent line to the graph of  $y = \left(\frac{2x + 3}{x - 1}\right)^3$  at the point  $(2, 343)$ .

61. Consider

$$f(x) = \frac{x^2}{(1 + x)^5}.$$

a) Find  $f'(x)$  using the Quotient Rule and the Extended Power Rule.b) Note that  $f(x) = x^2(1 + x)^{-5}$ . Find  $f'(x)$  using the Product Rule and the Extended Power Rule.

c) Compare your answers to parts (a) and (b).

62. Consider

$$g(x) = \left(\frac{6x + 1}{2x - 5}\right)^2.$$

a) Find  $g'(x)$  using the Extended Power Rule.

b) Note that

$$g(x) = \frac{36x^2 + 12x + 1}{4x^2 - 20x + 25}.$$

Find  $g'(x)$  using the Quotient Rule.

c) Compare your answers to parts (a) and (b). Which approach was easier, and why?

In Exercises 63–66, find  $f(x)$  and  $g(x)$  such that  $h(x) = (f \circ g)(x)$ . Answers may vary.

63.  $h(x) = (3x^2 - 7)^5$

64.  $h(x) = \frac{1}{\sqrt{7x + 2}}$

65.  $h(x) = \frac{x^3 + 1}{x^3 - 1}$

66.  $h(x) = (\sqrt{x + 5})^4$

Do Exercises 67–70 in two ways. First, use the Chain Rule to find the answer. Next, check your answer by finding  $f(g(x))$ , taking the derivative, and substituting.

67.  $f(u) = u^3$ ,  $g(x) = u = 2x^4 + 1$   
Find  $(f \circ g)'(-1)$ .

68.  $f(u) = \frac{u + 1}{u - 1}$ ,  $g(x) = u = \sqrt{x}$   
Find  $(f \circ g)'(4)$ .

69.  $f(u) = \sqrt[3]{u}$ ,  $g(x) = u = 1 + 3x^2$   
Find  $(f \circ g)'(2)$ .

70.  $f(u) = 2u^5$ ,  $g(x) = u = \frac{3 - x}{4 + x}$   
Find  $(f \circ g)'(-10)$ .

For Exercises 71–74, use the Chain Rule to differentiate each function. You may need to apply the rule more than once.

71.  $f(x) = (2x^3 + (4x - 5)^2)^6$

72.  $f(x) = (-x^5 + 4x + \sqrt{2x + 1})^3$

73.  $f(x) = \sqrt{x^2 + \sqrt{1 - 3x}}$

74.  $f(x) = \sqrt[3]{2x + (x^2 + x)^4}$

### APPLICATIONS

#### Business and Economics

75. **Total revenue.** A total-revenue function is given by

$$R(x) = 1000\sqrt{x^2 - 0.1x},$$

where  $R(x)$  is the total revenue, in thousands of dollars, from the sale of  $x$  items. Find the rate at which total revenue is changing when 20 items have been sold.

76. **Total cost.** A total-cost function is given by

$$C(x) = 2000(x^2 + 2)^{1/3} + 700,$$

where  $C(x)$  is the total cost, in thousands of dollars, of producing  $x$  items. Find the rate at which total cost is changing when 20 items have been produced.

77. **Total profit.** Use the total-cost and total-revenue functions in Exercises 75 and 76 to find the rate at which total profit is changing when  $x$  items have been produced and sold.

78. **Total cost.** A company determines that its total cost, in thousands of dollars, for producing  $x$  items is

$$C(x) = \sqrt{5x^2 + 60},$$

and it plans to boost production  $t$  months from now according to the function

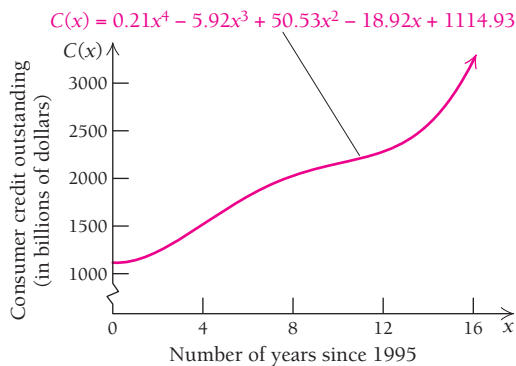
$$x(t) = 20t + 40.$$

How fast will costs be rising 4 months from now?

79. **Consumer credit.** The total outstanding consumer credit of the United States (in billions of dollars) can be modeled by the function

$$C(x) = 0.21x^4 - 5.92x^3 + 50.53x^2 - 18.92x + 1114.93,$$

where  $x$  is the number of years since 1995.



(Source: Federal Reserve Board.)

- a) Find  $dC/dx$ .
- b) Interpret the meaning of  $dC/dx$ .
- c) Using this model, estimate how quickly outstanding consumer credit was rising in 2010.

80. **Utility.** Utility is a type of function that occurs in economics. When a consumer receives  $x$  units of a product, a certain amount of pleasure, or utility,  $U$ , is derived. Suppose that the utility related to the number of tickets  $x$  for a ride at a county fair is

$$U(x) = 80\sqrt{\frac{2x + 1}{3x + 4}}.$$

Find the rate at which the utility changes with respect to the number of tickets bought.

81. **Compound interest.** If \$1000 is invested at interest rate  $i$ , compounded annually, in 3 yr it will grow to an amount  $A$  given by (see Section R.1)

$$A = \$1000(1 + i)^3.$$

- a) Find the rate of change,  $dA/di$ .
- b) Interpret the meaning of  $dA/di$ .

82. **Compound interest.** If \$1000 is invested at interest rate  $i$ , compounded quarterly, in 5 yr it will grow to an amount,  $A$ , given by

$$A = \$1000\left(1 + \frac{i}{4}\right)^{20}.$$

- a) Find the rate of change,  $dA/di$ .
- b) Interpret the meaning of  $dA/di$ .

83. **Consumer demand.** Suppose that the demand function for a product is given by

$$D(p) = \frac{80,000}{p},$$

and that price  $p$  is a function of time given by  $p = 1.6t + 9$ , where  $t$  is in days.

- a) Find the demand as a function of time  $t$ .
- b) Find the rate of change of the quantity demanded when  $t = 100$  days.

84. **Business profit.** A company is selling laptop computers. It determines that its total profit, in dollars, is given by

$$P(x) = 0.08x^2 + 80x,$$

where  $x$  is the number of units produced and sold. Suppose that  $x$  is a function of time, in months, where  $x = 5t + 1$ .

- a) Find the total profit as a function of time  $t$ .
- b) Find the rate of change of total profit when  $t = 48$  months.

#### Life and Physical Sciences

85. **Chemotherapy.** The dosage for Carboplatin chemotherapy drugs depends on several parameters of the particular drug as well as the age, weight, and sex of the patient. For female patients, the formulas giving the dosage for such drugs are

$$D = 0.85A(c + 25) \quad \text{and} \quad c = (140 - y)\frac{w}{72x},$$

where  $A$  and  $x$  depend on which drug is used,  $D$  is the dosage in milligrams (mg),  $c$  is called the creatine clearance,  $y$  is the patient's age in years, and  $w$  is the patient's weight in kilograms (kg). (Source: U.S. Oncology.)

- a) Suppose that a patient is a 45-year-old woman and the drug has parameters  $A = 5$  and  $x = 0.6$ . Use this information to write formulas for  $D$  and  $c$  that give  $D$  as a function of  $c$  and  $c$  as a function of  $w$ .
- b) Use your formulas from part (a) to compute  $dD/dc$ .
- c) Use your formulas from part (a) to compute  $dc/dw$ .
- d) Compute  $dD/dw$ .
- e) Interpret the meaning of the derivative  $dD/dw$ .

**SYNTHESIS**

If  $f(x)$  is a function, then  $(f \circ f)(x) = f(f(x))$  is the composition of  $f$  with itself. This is called an iterated function, and the composition can be repeated many times. For example,  $(f \circ f \circ f)(x) = f(f(f(x)))$ . Iterated functions are very useful in many areas, including finance (compound interest is a simple case) and the sciences (in weather forecasting, for example). For the each function, use the Chain Rule to find the derivative.

- 86. If  $f(x) = x^2 + 1$ , find  $\frac{d}{dx}[(f \circ f)(x)]$ .
- 87. If  $f(x) = x + \sqrt{x}$ , find  $\frac{d}{dx}[(f \circ f)(x)]$ .
- 88. If  $f(x) = x^2 + 1$ , find  $\frac{d}{dx}[(f \circ f \circ f)(x)]$ .
- 89. If  $f(x) = \sqrt[3]{x}$ , find  $\frac{d}{dx}[(f \circ f \circ f)(x)]$ .

Do you see a shortcut?

Differentiate.

- 90.  $y = \sqrt{(2x - 3)^2 + 1}$
- 91.  $y = \sqrt[3]{x^3 + 6x + 1} \cdot x^5$
- 92.  $s = \sqrt[4]{t^4 + 3t^2 + 8} \cdot 3t$
- 93.  $y = \left(\frac{x}{\sqrt{x-1}}\right)^3$
- 94.  $y = (x\sqrt{1+x^2})^3$
- 95.  $y = \frac{\sqrt{1-x^2}}{1-x}$
- 96.  $w = \frac{u}{\sqrt{1+u^2}}$
- 97.  $y = \left(\frac{x^2 - x - 1}{x^2 + 1}\right)^3$
- 98.  $g(x) = \sqrt{\frac{x^2 - 4x}{2x + 1}}$
- 99.  $f(t) = \sqrt{3t + \sqrt{t}}$
- 100.  $F(x) = [6x(3-x)^5 + 2]^4$

- 101. The following is the beginning of an alternative proof of the Quotient Rule that uses the Product Rule and

the Power Rule. Complete the proof, giving reasons for each step.

**Proof.** Let

$$Q(x) = \frac{N(x)}{D(x)}$$

Then

$$Q(x) = N(x) \cdot [D(x)]^{-1}$$

Therefore, . . . .

- 102. The Extended Power Rule (for positive integer powers) can be verified using the Product Rule. For example, if  $y = [f(x)]^2$ , then the Product Rule is applied by recognizing that  $[f(x)]^2 = [f(x)] \cdot [f(x)]$ . Therefore,
 
$$\frac{d}{dx}([f(x)] \cdot [f(x)]) = f(x) \cdot f'(x) + f'(x) \cdot f(x) = 2f(x) \cdot f'(x).$$
  - a) Use the Product Rule to show that  $\frac{d}{dx}[f(x)]^3 = 3[f(x)]^2 \cdot f'(x)$ . [Hint:  $[f(x)]^3 = [f(x)]^2 \cdot f(x)$ .]
  - b) Use the Product Rule to show that  $\frac{d}{dx}[f(x)]^4 = 4[f(x)]^3 \cdot f'(x)$ .

**TECHNOLOGY CONNECTION**



For the function in each of Exercises 103 and 104, graph  $f$  and  $f'$  over the given interval. Then estimate points at which the tangent line is horizontal.

- 103.  $f(x) = 1.68x\sqrt{9.2 - x^2}$ ;  $[-3, 3]$
- 104.  $f(x) = \sqrt{6x^3 - 3x^2 - 48x + 45}$ ;  $[-5, 5]$

Find the derivative of each of the following functions analytically. Then use a calculator to check the results.

- 105.  $f(x) = x\sqrt{4 - x^2}$
- 106.  $g(x) = \frac{4x}{\sqrt{x - 10}}$
- 107.  $f(x) = (\sqrt{2x - 1} + x^3)^5$

**Answers to Quick Checks**

- 1. (a)  $y' = 3(x^4 + 2x^2 + 1)^2(4x^3 + 4x)$   
 (b) The result lacks parentheses around  $2x + 4$ . It should be written:  $y' = 4(x^2 + 4x + 1)^3(2x + 4)$ .
- 2.  $y' = \frac{-36x^5 + 24x^3 + 8x}{(3x^4 + 2)^3}$
- 3. (a)  $f(f(x)) = \sqrt{\sqrt{x}} = \sqrt[4]{x}$ ;  
 (b)  $g(g(x)) = (x - 1) - 1 = x - 2$
- 4.  $\frac{dy}{dx} = \frac{dy}{du} \cdot \frac{du}{dx} = (2u + 1)(2x + 1) = (2(x^2 + x) + 1)(2x + 1) = (2x^2 + 2x + 1)(2x + 1)$

## 1.8

## OBJECTIVES

- Find derivatives of higher order.
- Given a formula for distance, find velocity and acceleration.

## Higher-Order Derivatives

Consider the function given by

$$y = f(x) = x^5 - 3x^4 + x.$$

Its derivative  $f'$  is given by

$$y' = f'(x) = 5x^4 - 12x^3 + 1.$$

The derivative function  $f'$  can also be differentiated. We can think of the derivative of  $f'$  as the rate of change of the slope of the tangent lines of  $f$ . It can also be regarded as the rate at which  $f'(x)$  is changing. We use the notation  $f''$  for the derivative  $(f')'$ . That is,

$$f''(x) = \frac{d}{dx} f'(x).$$

We call  $f''$  the *second derivative* of  $f$ . For  $f(x) = x^5 - 3x^4 + x$ , the second derivative is given by

$$y'' = f''(x) = 20x^3 - 36x^2.$$

Continuing in this manner, we have

$$\begin{aligned} f'''(x) &= 60x^2 - 72x, && \text{The third derivative of } f \\ f''''(x) &= 120x - 72, && \text{The fourth derivative of } f \\ f''''''(x) &= 120. && \text{The fifth derivative of } f \end{aligned}$$

When notation like  $f'''(x)$  gets lengthy, we abbreviate it using a number or  $n$  in parentheses. Thus,  $f^{(n)}(x)$  is the  $n$ th derivative. For the function above,

$$\begin{aligned} f^{(4)}(x) &= 120x - 72, \\ f^{(5)}(x) &= 120, \\ f^{(6)}(x) &= 0, \quad \text{and} \\ f^{(n)}(x) &= 0, \quad \text{for any integer } n \geq 6. \end{aligned}$$

Leibniz notation for the second derivative of a function given by  $y = f(x)$  is

$$\frac{d^2y}{dx^2}, \quad \text{or} \quad \frac{d}{dx} \left( \frac{dy}{dx} \right),$$

read “the second derivative of  $y$  with respect to  $x$ .” The 2’s in this notation are *not* exponents. If  $y = x^5 - 3x^4 + x$ , then

$$\frac{d^2y}{dx^2} = 20x^3 - 36x^2.$$

Leibniz notation for the third derivative is  $d^3y/dx^3$ ; for the fourth derivative,  $d^4y/dx^4$ ; and so on:

$$\begin{aligned} \frac{d^3y}{dx^3} &= 60x^2 - 72x, \\ \frac{d^4y}{dx^4} &= 120x - 72, \\ \frac{d^5y}{dx^5} &= 120. \end{aligned}$$

■ **EXAMPLE 1** For  $y = 1/x$ , find  $d^2y/dx^2$ .

**Solution** We have  $y = x^{-1}$ , so

$$\frac{dy}{dx} = -1 \cdot x^{-1-1} = -x^{-2}, \quad \text{or} \quad -\frac{1}{x^2}.$$

Then

$$\frac{d^2y}{dx^2} = (-2)(-1)x^{-2-1} = 2x^{-3}, \quad \text{or} \quad \frac{2}{x^3}.$$

■ **EXAMPLE 2** For  $y = (x^2 + 10x)^{20}$ , find  $y'$  and  $y''$ .

**Solution** To find  $y'$ , we use the Extended Power Rule:

$$\begin{aligned} y' &= 20(x^2 + 10x)^{19}(2x + 10) \\ &= 20(x^2 + 10x)^{19} \cdot 2(x + 5) && \text{Factor out a 2.} \\ &= 40(x^2 + 10x)^{19}(x + 5). && 20 \times 2 = 40 \end{aligned}$$

To find  $y''$ , we use the Product Rule and the Extended Power Rule:

$$\begin{aligned} y'' &= 40(x^2 + 10x)^{19}(1) + (x + 5)19 \cdot 40(x^2 + 10x)^{18}(2x + 10) \\ &= 40(x^2 + 10x)^{19} + 760(x + 5)(x^2 + 10x)^{18}2(x + 5) && 19 \times 40 = 760 \\ &= 40(x^2 + 10x)^{19} + 1520(x + 5)^2(x^2 + 10x)^{18} && 760 \times 2 = 1520 \\ &= 40(x^2 + 10x)^{18}[(x^2 + 10x) + 38(x + 5)^2] && \text{Factoring} \\ &= 40(x^2 + 10x)^{18}[x^2 + 10x + 38(x^2 + 10x + 25)] \\ &= 40(x^2 + 10x)^{18}(39x^2 + 390x + 950). \end{aligned}$$

### Quick Check 1

a) Find  $y''$ :

(i)  $y = -6x^4 + 3x^2$ ;

(ii)  $y = \frac{2}{x^3}$ ;

(iii)  $y = (3x^2 + 1)^2$ .

b) Find  $\frac{d^4}{dx^4} \left[ \frac{1}{x} \right]$ .

### Quick Check 1

## Velocity and Acceleration

We have already seen that a function's derivative represents its instantaneous rate of change. When the function relates a change in distance to a change in time, the instantaneous rate of change is called *speed*, or *velocity*.\* The letter  $v$  is generally used to stand for velocity.

### DEFINITION

The **velocity** of an object that is  $s(t)$  units from a starting point at time  $t$  is given by

$$\text{Velocity} = v(t) = s'(t) = \lim_{h \rightarrow 0} \frac{s(t+h) - s(t)}{h}.$$

\*In this text, the words "speed" and "velocity" are used interchangeably. In physics and engineering, this is not done, since velocity requires direction and speed does not.

■ **EXAMPLE 3** **Physical Science: Velocity.** Suppose that an object travels so that its distance  $s$ , in miles, from its starting point is a function of time  $t$ , in hours, as follows:

$$s(t) = 10t^2.$$

- a) Find the average velocity between the times  $t = 2$  hr and  $t = 5$  hr.  
 b) Find the (instantaneous) velocity when  $t = 4$  hr.

**Solution**

- a) From  $t = 2$  hr to  $t = 5$  hr, we have

$$\begin{aligned} \frac{\text{Difference in miles}}{\text{Difference in hours}} &= \frac{s(5) - s(2)}{3} \\ &= \frac{10 \cdot 5^2 \text{ mi} - 10 \cdot 2^2 \text{ mi}}{3 \text{ hr}} = 70 \frac{\text{mi}}{\text{hr}}. \end{aligned}$$

- b) The instantaneous velocity is given by

$$\lim_{h \rightarrow 0} \frac{s(t+h) - s(t)}{h} = s'(t).$$

We know how to find this limit quickly from the special techniques learned in Section 1.5. Thus,  $s'(t) = 20t$ , and

$$s'(4) = 20 \cdot 4 = 80 \frac{\text{mi}}{\text{hr}}.$$

Often velocity itself is a function of time. When a jet takes off or a vehicle comes to a sudden stop, the change in velocity is easily felt by passengers. The rate at which velocity changes is called *acceleration*. Suppose that Car A reaches a speed of 65 mi/hr in 8.4 sec and Car B reaches a speed of 65 mi/hr in 8 sec; then B has a *faster acceleration* than A. We generally use the letter  $a$  for acceleration. It is useful to think of acceleration as the rate at which velocity is changing.

**DEFINITION**

$$\text{Acceleration} = a(t) = v'(t) = s''(t).$$

■ **EXAMPLE 4** **Physical Science: Distance, Velocity, and Acceleration.** For  $s(t) = 10t^2$ , find  $v(t)$  and  $a(t)$ , where  $s$  is the distance from the starting point, in miles, and  $t$  is in hours. Then find the distance, velocity, and acceleration when  $t = 4$  hr.

**Solution** We have  $s(t) = 10t^2$ . Thus,

$$v(t) = s'(t) = 20t \quad \text{and} \quad a(t) = v'(t) = s''(t) = 20.$$

It follows that

$$\begin{aligned} s(4) &= 10(4)^2 = 160 \text{ mi,} \\ v(4) &= 20(4) = 80 \text{ mi/hr,} \end{aligned}$$

$$\text{and} \quad a(4) = 20 \text{ mi/hr}^2.$$

If this distance function applies to motion of a vehicle, then at time  $t = 4$  hr, the vehicle has traveled 160 mi, the velocity is 80 mi/hr, and the acceleration is 20 miles per hour per hour, which we abbreviate as 20 mi/hr<sup>2</sup>.



Note from Example 4 that since acceleration represents the *rate* at which velocity is changing, the units in which it is measured involve a unit of time squared:

$$\frac{\text{Change in velocity}}{\text{Change in time}} = \frac{\text{mi/hr}}{\text{hr}} = \frac{\text{mi}}{\text{hr}} \cdot \frac{1}{\text{hr}} = \text{mi/hr}^2.$$

■ **EXAMPLE 5** **Free Fall.** When an object is dropped, the distance it falls in  $t$  seconds, assuming that air resistance is negligible, is given by

$$s(t) = 4.905t^2,$$

where  $s(t)$  is in meters (m). If a stone is dropped from a cliff, find each of the following, assuming that air resistance is negligible: (a) how far it has traveled 5 sec after being dropped, (b) how fast it is traveling 5 sec after being dropped, and (c) the stone's acceleration after it has been falling for 5 sec.

**Solution**

a) After 5 sec, the stone has traveled

$$s(5) = 4.905(5)^2 = 4.905(25) = 122.625 \text{ m.}$$

b) The speed at which the stone falls is given by

$$v(t) = s'(t) = 9.81t.$$

Thus,

$$v(5) = 9.81 \cdot 5 = 49.05 \text{ m/sec.}$$

c) The stone's acceleration after  $t$  sec is constant:

$$a(t) = v'(t) = s''(t) = 9.81 \text{ m/sec}^2.$$

$$\text{Thus, } s''(5) = 9.81 \text{ m/sec}^2.$$

► **Quick Check 2**

A pebble is dropped from a hot-air balloon. Find how far it has fallen, how fast it is falling, and its acceleration after 3.5 sec. Let  $s(t) = 16t^2$ , where  $t$  is in seconds and  $s$  is in feet.

◀ **Quick Check 2**

In Example 8 in Section 1.7,  $N(t)$  represented the quantity sold  $N$  of a product after  $t$  weeks on the market. Its first derivative was always positive (always increasing) indicating that sales were always increasing. But sales were leveling off toward zero. In the following example, we see how the second derivative can help us understand this observation.

■ **EXAMPLE 6** **Business.** In Example 8 in Section 1.7, the function  $N(t) = \frac{250,000t^2}{(2t + 1)^2}$ ,  $t > 0$ , represented the quantity sold  $N$  of a product after  $t$  weeks on the market. Its derivative is

$$N'(t) = \frac{500,000t}{(2t + 1)^3}.$$

Recall that  $N'(t)$  represented the *rate of change* in number of units sold per week. Find  $N''(t)$ ; then use it to calculate  $N''(52)$  and  $N''(208)$  and interpret these results.

**Solution** We use Quotient Rule along with the Extended Power Rule:

$$\begin{aligned} \frac{d}{dt} [N'(t)] &= \frac{(2t + 1)^3 \cdot \frac{d}{dt} [500,000t] - (500,000t) \cdot \frac{d}{dt} [(2t + 1)^3]}{[(2t + 1)^3]^2} \\ &= \frac{(2t + 1)^3(500,000) - (500,000t)(3)(2t + 1)^2 \cdot 2}{[(2t + 1)^3]^2} \\ &= \frac{(2t + 1)^2[(2t + 1)(500,000) - 6(500,000t)]}{(2t + 1)^6}. \end{aligned}$$

Extended Power Rule

Factoring out  $(2t + 1)^2$

After simplification, we have

$$N''(t) = \frac{-2,000,000t + 500,000}{(2t + 1)^4}.$$

At  $t = 52$ , we have

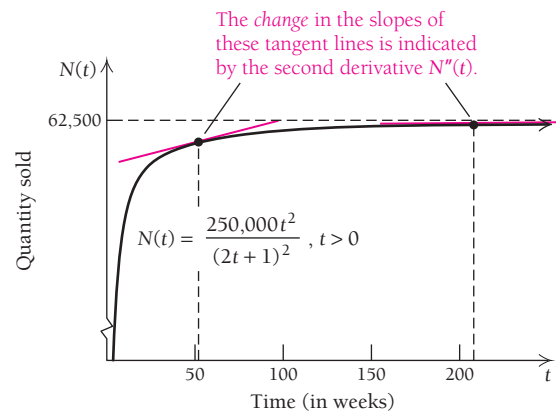
$$N''(52) = \frac{-2,000,000(52) + 500,000}{[2(52) + 1]^4} \approx -0.852.$$

Thus, after 52 weeks (1 yr), the rate of the rate of sales is decreasing at  $-0.852$  units per week per week. In other words, although sales are increasing during the 52nd week (remember,  $N'(52) > 0$ ), the rate at which sales are increasing is decreasing. To put it in most basic terms: sales are increasing but not as fast as before.

This is more evident when  $t = 208$ :

$$N''(208) = \frac{-2,000,000(208) + 500,000}{[2(208) + 1]^4} \approx -0.014.$$

After 208 weeks (4 yr), sales have nearly leveled off. Remember, sales are increasing at the 208th week (recall that  $N'(208) > 0$ ), but since the market is nearly saturated with this product, the rate at which sales are increasing has slowed to near 0.



There are many important real-world applications that make use of the second derivative. In Chapter 2, we will examine a number of these, including applications in the fields of economics, health care, and the natural and physical sciences.

## Section Summary

- The *second derivative* is the derivative of the first derivative of a function. In symbols,  $f''(x) = [f'(x)]'$ .
- The second derivative describes the rate of change of the rate of change. In other words, it describes the rate of change of the first derivative.
- A real-life example of a second derivative is *acceleration*. If  $s(t)$  represents distance as a function of time of a moving object, then  $v(t) = s'(t)$  describes the speed (velocity) of the object. Any change in the speed of the object is the acceleration:  $a(t) = v'(t) = s''(t)$ .
- The common notation for the  $n$ th derivative of a function is  $f^{(n)}(x)$  or  $\frac{d^n}{dx^n}f(x)$ .

TECHNOLOGY CONNECTION 

## Exploratory

Many calculators have a tangent-drawing feature. This feature can be used to explore the behavior of the second derivative. Graph the function  $f(x) = x^2$  in the standard window. Select DRAW and then select Tangent. Choose an  $x$ -value by typing it in or using the arrow keys to trace along the graph. Press **ENTER**, and a tangent line will be drawn at the selected  $x$ -value. In the lower-left corner of the screen, the equation of the tangent line is given. The slope of the line is the coefficient of  $x$ . You can create a table of slope values at various  $x$ -values, and from this table, infer how the second derivative helps describe the shape of a graph. (This activity can be easily adapted for Graphicus and iPlot.)

## EXERCISES

1. Let  $f(x) = x^2$ . Use the tangent-drawing feature to complete the following table:

$x$	Slope at $x$
-4	
-2	
0	
2	
4	

- The  $x$ -values in the table are increasing. What is the corresponding behavior of the slopes (increasing or decreasing)?
- How is the graph “turning”? What conclusion can you make about the behavior of the slopes as  $x$  increases in value?
- Make a table of slopes for  $f(x) = -x^2$ . Analyze their behavior relative to the “turning” of this function’s graph.
- What general conclusion can you make about the second derivative and the “turning” of a graph?

This “turning” behavior of a graph is known as *concavity*, and it is a very useful concept in the analysis of functions. We will develop more about the second derivative and concavity in Chapter 2.

EXERCISE SET  
1.8

Find  $d^2y/dx^2$ .

- $y = x^5 + 9$
- $y = x^4 - 7$
- $y = 2x^4 - 5x$
- $y = 5x^3 + 4x$
- $y = 4x^2 + 3x - 1$
- $y = 4x^2 - 5x + 7$
- $y = 7x + 2$
- $y = 6x - 3$
- $y = \frac{1}{x^2}$
- $y = \frac{1}{x^3}$
- $y = \sqrt{x}$
- $y = \sqrt[4]{x}$

Find  $f''(x)$ .

- $f(x) = x^4 + \frac{3}{x}$
- $f(x) = x^3 - \frac{5}{x}$
- $f(x) = x^{1/5}$
- $f(x) = x^{1/3}$
- $f(x) = 4x^{-3}$
- $f(x) = 2x^{-2}$

$$19. f(x) = (x^2 + 3x)^7 \qquad 20. f(x) = (x^3 + 2x)^6$$

$$21. f(x) = (2x^2 - 3x + 1)^{10}$$

$$22. f(x) = (3x^2 + 2x + 1)^5$$

$$23. f(x) = \sqrt[4]{(x^2 + 1)^3}$$

$$24. f(x) = \sqrt[3]{(x^2 - 1)^2}$$

Find  $y''$ .

$$25. y = x^{2/3} + 4x$$

$$26. y = x^{3/2} - 5x$$

$$27. y = (x^3 - x)^{3/4}$$

$$28. y = (x^4 + x)^{2/3}$$

$$29. y = 2x^{5/4} + x^{1/2}$$

$$30. y = 3x^{4/3} - x^{1/2}$$

$$31. y = \frac{2}{x^3} + \frac{1}{x^2}$$

$$32. y = \frac{3}{x^4} - \frac{1}{x}$$

$$33. y = (x^2 + 3)(4x - 1)$$

$$34. y = (x^3 - 2)(5x + 1)$$


$$35. y = \frac{3x + 1}{2x - 3}$$

$$36. y = \frac{2x + 3}{5x - 1}$$

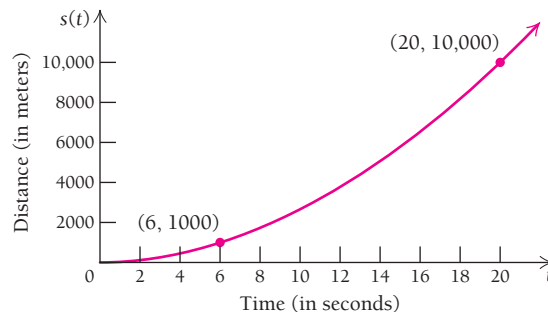
- 37. For  $y = x^4$ , find  $d^4y/dx^4$ .
- 38. For  $y = x^5$ , find  $d^4y/dx^4$ .
- 39. For  $y = x^6 - x^3 + 2x$ , find  $d^5y/dx^5$ .
- 40. For  $y = x^7 - 8x^2 + 2$ , find  $d^6y/dx^6$ .
- 41. For  $f(x) = x^{-2} - x^{1/2}$ , find  $f^{(4)}(x)$ .
- 42. For  $f(x) = x^{-3} + 2x^{1/3}$ , find  $f^{(5)}(x)$ .
- 43. For  $g(x) = x^4 - 3x^3 - 7x^2 - 6x + 9$ , find  $g^{(6)}(x)$ .
- 44. For  $g(x) = 6x^5 + 2x^4 - 4x^3 + 7x^2 - 8x + 3$ , find  $g^{(7)}(x)$ .

**APPLICATIONS**

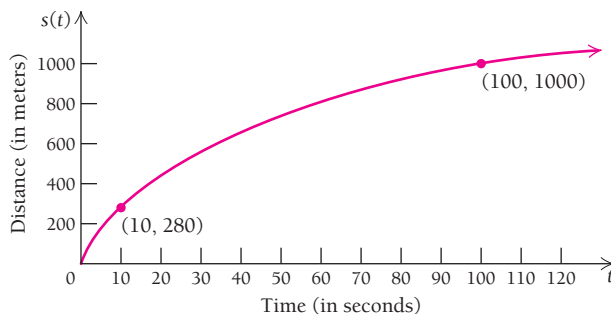
*Life and Physical Sciences*


- 45. Given  $s(t) = t^3 + t$ , where  $s$  is in feet and  $t$  is in seconds, find each of the following.
  - a)  $v(t)$
  - b)  $a(t)$
  - c) The velocity and acceleration when  $t = 4$  sec
- 46. Given  $s(t) = -10t^2 + 2t + 5$ , where  $s$  is in meters and  $t$  is in seconds, find each of the following.
  - a)  $v(t)$
  - b)  $a(t)$
  - c) The velocity and acceleration when  $t = 1$  sec
- 47. Given  $s(t) = 3t + 10$ , where  $s$  is in miles and  $t$  is in hours, find each of the following.
  - a)  $v(t)$
  - b)  $a(t)$
  - c) The velocity and acceleration when  $t = 2$  hr
  -  d) When the distance function is given by a linear function, we have *uniform motion*. What does uniform motion mean in terms of velocity and acceleration?
- 48. Given  $s(t) = t^2 - \frac{1}{2}t + 3$ , where  $s$  is in meters and  $t$  is in seconds, find each of the following.
  - a)  $v(t)$
  - b)  $a(t)$
  - c) The velocity and acceleration when  $t = 1$  sec
- 49. **Free fall.** When an object is dropped, the distance it falls in  $t$  seconds, assuming that air resistance is negligible, is given by  $s(t) = 16t^2$ , where  $s(t)$  is in feet. Suppose that a medic's reflex hammer is dropped from a hovering helicopter. Find (a) how far the hammer falls in 3 sec, (b) how fast the hammer is traveling 3 sec after being dropped, and (c) the hammer's acceleration after it has been falling for 3 sec.

- 50. **Free fall.** (See Exercise 49.) Suppose a worker drops a bolt from a scaffold high above a work site. Assuming that air resistance is negligible, find (a) how far the bolt falls in 2 sec, (b) how fast the bolt is traveling 2 sec after being dropped, and (c) the bolt's acceleration after it has been falling for 2 sec.
- 51. **Free fall.** Find the velocity and acceleration of the stone in Example 5 after it has been falling for 2 sec.
- 52. **Free fall.** Find the velocity and acceleration of the stone in Example 5 after it has been falling for 3 sec.
- 53. The following graph describes an airplane's distance from its last point of rest.



- a) Is the plane's velocity greater at  $t = 6$  sec or  $t = 20$  sec? How can you tell?
  - b) Is the plane's acceleration positive or negative? How can you tell?
54. The following graph describes a bicycle racer's distance from a roadside television camera.



- a) When is the bicyclist's velocity the greatest? How can you tell?
  - b) Is the bicyclist's acceleration positive or negative? How can you tell?
55. **Sales.** A company determines that monthly sales  $S$ , in thousands of dollars, after  $t$  months of marketing a product is given by  $S(t) = 2t^3 - 40t^2 + 220t + 160$ .
- a) Find  $S'(1)$ ,  $S'(2)$ , and  $S'(4)$ .
  - b) Find  $S''(1)$ ,  $S''(2)$ , and  $S''(4)$ .
  -  c) Interpret the meaning of your answers to parts (a) and (b).

56. **Sales.** A business discovers that the number of items sold  $t$  days after launching a new sales promotion is given by

$$N(t) = 2t^3 - 3t^2 + 2t.$$

- a) Find  $N'(1)$ ,  $N'(2)$ , and  $N'(4)$ .  
 b) Find  $N''(1)$ ,  $N''(2)$ , and  $N''(4)$ .  
 c) Interpret the meaning of your answers to parts (a) and (b).
57. **Population.** The function  $p(t) = \frac{2000t}{4t + 75}$  models the population  $p$  of deer in an area after  $t$  months.
- a) Find  $p'(10)$ ,  $p'(50)$ , and  $p'(100)$ .  
 b) Find  $p''(10)$ ,  $p''(50)$ , and  $p''(100)$ .  
 c) Interpret the meaning of your answers to parts (a) and (b). What is happening to this population of deer in the long term?

58. **Medicine.** A medication is injected into the bloodstream, where it is quickly metabolized. The percent concentration  $p$  of the medication after  $t$  minutes in the blood-

stream is modeled by the function  $p(t) = \frac{2.5t}{t^2 + 1}$ .

- a) Find  $p'(0.5)$ ,  $p'(1)$ ,  $p'(5)$ , and  $p'(30)$ .  
 b) Find  $p''(0.5)$ ,  $p''(1)$ ,  $p''(5)$ , and  $p''(30)$ .  
 c) Interpret the meaning of your answers to parts (a) and (b). What is happening to the concentration of medication in the bloodstream in the long term?

## SYNTHESIS

Find  $y'''$  for each function.

59.  $y = \frac{1}{1-x}$

60.  $y = x\sqrt{1+x^2}$

61.  $y = \frac{1}{\sqrt{2x+1}}$

62.  $y = \frac{3x-1}{2x+3}$

Find  $y''$  for each function.

63.  $y = \frac{\sqrt{x+1}}{\sqrt{x-1}}$

64.  $y = \frac{x}{\sqrt{x-1}}$

65. For  $y = x^k$ , find  $d^5y/dx^5$ .

66. For  $y = ax^3 + bx^2 + cx + d$ , find  $d^3y/dx^3$ .

Find the first through the fourth derivatives. Be sure to simplify at each stage before continuing.

67.  $f(x) = \frac{x-1}{x+2}$

68.  $f(x) = \frac{x+3}{x-2}$

69. **Baseball.** A baseball is dropping from a height of 180 ft. For how many seconds must it fall to reach a speed of 50 mi/hr? (Hint: See Exercise 49.)

70. **Free fall.** All free-fall distance functions follow this form on Earth:  $s(t) = 4.905t^2$ , where  $t$  is in seconds and  $s$  is in meters. The second derivative always has the same value. What does that value represent?

71. **Free fall.** On the moon, all free-fall distance functions are of the form  $s(t) = 0.81t^2$ , where  $t$  is in seconds and  $s$  is in meters. An object is dropped from a height of 200 meters above the moon. After  $t = 2$  sec,

- a) How far has the object fallen?  
 b) How fast is it traveling?  
 c) What is its acceleration?  
 d) Explain the meaning of the second derivative of this free-fall function.

72. **Hang time.** On Earth, an object will have traveled 4.905 m after 1 sec of free fall. Thus, by symmetry, a jumper requires 1 sec to leap 4.905 m high, then another second to come back to the ground. Assume a jumper starts on level ground. Explain why it is impossible for a human being, even Michael Jordan, to stay in the air for (have a “hang time” of) 2 sec. Can a human have a hang time of 1.5 sec? 1 sec? What do you think is the longest possible hang time achievable by humans jumping from level ground?

73. **Free fall.** Skateboarder Danny Way free-fell 28 ft from the Fender Stratocaster Guitar atop the Hard Rock Hotel & Casino in Las Vegas onto a ramp below. The distance  $s(t)$ , in feet, traveled by a body falling freely from rest in  $t$  seconds is approximated by  $s(t) = 16t^2$ . Estimate Way's velocity at the moment he touched down onto the ramp. (Note: You will need the result from Exercise 26 in Section R.1.)

## TECHNOLOGY CONNECTION



For the distance function in each of Exercises 74–77, graph  $s$ ,  $v$ , and  $a$  over the given interval. Then use the graphs to determine the point(s) at which the velocity will switch from increasing to decreasing or from decreasing to increasing.

74.  $s(t) = 0.1t^4 - t^2 + 0.4$ ;  $[-5, 5]$

75.  $s(t) = -t^3 + 3t$ ;  $[-3, 3]$

76.  $s(t) = t^4 + t^3 - 4t^2 - 2t + 4$ ;  $[-3, 3]$

77.  $s(t) = t^3 - 3t^2 + 2$ ;  $[-2, 4]$

## Answers to Quick Checks

1. (a) (i)  $y'' = -72x^2 + 6$ , (ii)  $y'' = \frac{24}{x^5}$ ,

(iii)  $y'' = 108x^2 + 12$ ; (b)  $y^{(4)} = \frac{24}{x^5}$

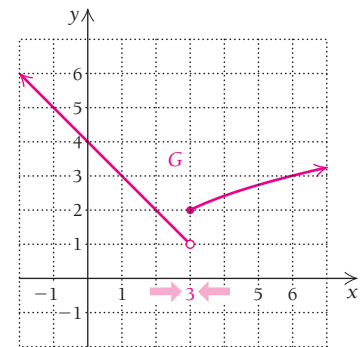
2. Distance =  $s(3.5) = 196$  ft;  
 velocity =  $s'(3.5) = 112$  ft/sec;  
 acceleration =  $s''(3.5) = 32$  ft/sec<sup>2</sup>.



**KEY TERMS AND CONCEPTS**
**SECTION 1.1 (continued)**
**EXAMPLES**
**b) Limit Numerically**

$x \rightarrow 3^-$ ( $x < 3$ )	$G(x)$
2.5	1.5
2.9	1.1
2.99	1.01
2.999	1.001

$x \rightarrow 3^+$ ( $x > 3$ )	$G(x)$
3.5	2.2247
3.1	2.0488
3.01	2.0050
3.001	2.0005

**Limit Graphically**


$\lim_{x \rightarrow 3} G(x)$  does not exist.

Both the tables and the graph indicate that  $\lim_{x \rightarrow 3^-} G(x) \neq \lim_{x \rightarrow 3^+} G(x)$ . Since the left-hand and right-hand limits differ,  $\lim_{x \rightarrow 3} G(x)$  does not exist.

**SECTION 1.2**

For any rational function  $F$  (see Section R.5) with  $a$  in its domain, we have

$$\lim_{x \rightarrow a} F(x) = F(a).$$

Let  $f(x) = 2x^2 + 3x - 1$ , and let  $a = 2$ . We have

$$\lim_{x \rightarrow 2} f(x) = f(2) = 2(2)^2 + 3(2) - 1 = 13.$$

Let  $g(x) = \frac{x^2 - 16}{x + 4}$ , and let  $a = 6$ . We have

$$\lim_{x \rightarrow 6} g(x) = \frac{(6)^2 - 16}{(6) + 4} = \frac{20}{10} = 2.$$

A function  $f$  is **continuous** at  $x = a$  if the following three conditions are met:

- $f(a)$  exists. (The output at  $a$  exists.)
- $\lim_{x \rightarrow a} f(x)$  exists. (The limit as  $x \rightarrow a$  exists.)
- $\lim_{x \rightarrow a} f(x) = f(a)$ . (The limit is the same as the output.)

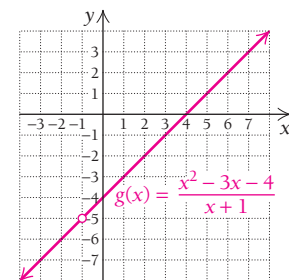
If any one of these conditions is not fulfilled, the function is **discontinuous** at  $x = a$ .

Is the function  $g$  given by  $g(x) = \frac{x^2 - 3x - 4}{x + 1}$  continuous over  $[-3, 3]$ ?

For  $g$  to be continuous over  $[-3, 3]$ , it must be continuous at each point in  $[-3, 3]$ . Note that

$$\begin{aligned} g(x) &= \frac{x^2 - 3x - 4}{x + 1} \\ &= \frac{(x + 1)(x - 4)}{x + 1} \\ &= x - 4, \text{ provided } x \neq -1. \end{aligned}$$

Since  $-1$  is not in the domain of  $g$ , it follows that  $g(-1)$  does not exist. Thus,  $g$  is not continuous over  $[-3, 3]$ .



## KEY TERMS AND CONCEPTS

## SECTION 1.3

The **average rate of change** of  $y$  with respect to  $x$  between two points  $(x_1, y_1)$  and  $(x_2, y_2)$  is the slope of the line connecting the points:

$$\frac{y_2 - y_1}{x_2 - x_1}.$$

Let  $f$  be a function. Any line connecting two points on the graph of  $f$  is called a **secant line**. Its slope is the average rate of change of  $f$ , which is given by the **difference quotient**:

$$\frac{f(x+h) - f(x)}{h},$$

where  $h$  is the difference between the two input  $x$ -values.

## SECTION 1.4

The **derivative** of a function  $f$  is defined by

$$f'(x) = \lim_{h \rightarrow 0} \frac{f(x+h) - f(x)}{h}.$$

The derivative gives the slope of the tangent line to  $f$  at  $x = a$ , and that slope is interpreted as the **instantaneous rate of change**. The process of finding a derivative is called **differentiation**.

## EXAMPLES

**Business.** At 1 P.M., a bookstore had revenue of \$570 for the day, and at 4 P.M., it had revenue of \$900 for the day. Therefore, the average rate of revenue with respect to time is  $\frac{900 - 570}{4 - 1} = \frac{330}{3} = 110$ , or \$110 dollars per hour for the period of time between 1 P.M. and 4 P.M.

Let  $f(x) = 3x^2$ . Then

$$f(x+h) = 3(x+h)^2 = 3x^2 + 6xh + 3h^2.$$

The difference quotient for this function simplifies to

$$\frac{f(x+h) - f(x)}{h} = \frac{3x^2 + 6xh + 3h^2 - 3x^2}{h} = 6x + 3h.$$

Therefore, if  $x = 2$  and  $h = 0.05$ , the slope of the secant line is  $6(2) + 3(0.05) = 12.15$ .

Let  $f(x) = 3x^2$ . Its simplified difference quotient is  $6x + 3h$ . Therefore, the derivative is

$$f'(x) = \lim_{h \rightarrow 0} (6x + 3h) = 6x.$$

The slope of the tangent line at  $x = 2$  is

$$f'(2) = 6(2) = 12.$$

For  $f(x) = -x^2 + 5$ , find  $f'(x)$  and  $f'(2)$ .

We have

$$\begin{aligned} \frac{f(x+h) - f(x)}{h} &= \frac{-(x+h)^2 + 5 - (-x^2 + 5)}{h} \\ &= \frac{-(x^2 + 2xh + h^2) + 5 + x^2 - 5}{h} \\ &= \frac{-2xh - h^2}{h} \\ &= -2x - h, \quad h \neq 0. \end{aligned}$$

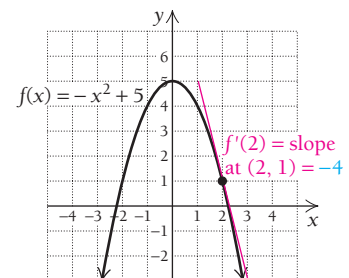
Since

$$f'(x) = \lim_{h \rightarrow 0} \frac{f(x+h) - f(x)}{h} = \lim_{h \rightarrow 0} (-2x - h),$$

we have

$$f'(x) = -2x.$$

It follows that  $f'(2) = -2 \cdot 2 = -4$ .



(continued)



## KEY TERMS AND CONCEPTS

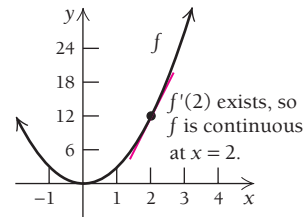
## SECTION 1.4 (continued)

## Continuity:

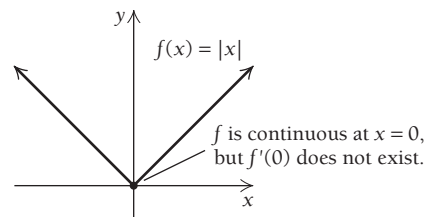
1. If a function  $f$  is differentiable at  $x = a$ , then it is continuous at  $x = a$ . (Differentiability implies continuity.)
2. Continuity of a function  $f$  at  $x = a$  does *not* necessarily mean that  $f$  is differentiable at  $x = a$ . Any function whose graph has a corner is continuous but not differentiable at the corner.
3. If a function  $f$  is discontinuous at  $x = a$ , then it is not differentiable at  $x = a$ .

## EXAMPLES

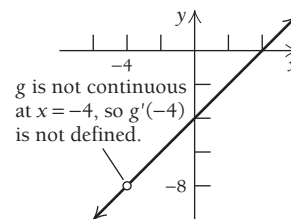
1. Let  $f(x) = 3x^2$ . Since we know the derivative is  $f'(x) = 6x$  and the derivative at  $x = 2$  exists, we can conclude that  $f(x)$  is continuous at  $x = 2$ .



2. The absolute-value function is continuous at  $x = 0$  but not differentiable at  $x = 0$ , since there is a corner at  $x = 0$ .



3. The function  $g(x) = \frac{x^2 - 16}{x + 4}$  is discontinuous at  $x = -4$ ; therefore, the derivative  $g'(x)$  is not defined at  $x = -4$ . (Note that the derivative is defined at other values of  $x$ .)



## SECTION 1.5

If  $y = f(x)$ , the derivative in Leibniz notation is written  $\frac{dy}{dx}$  or  $\frac{d}{dx}f(x)$ . Each has the same meaning as  $f'(x)$ .

## The Power Rule:

For any real number  $k$ ,

$$\frac{d}{dx}x^k = k \cdot x^{k-1}.$$

The derivative of a constant is

$$\frac{d}{dx}c = 0.$$

Let  $y = x^3$ . Then, in Leibniz notation,  $\frac{dy}{dx} = 3x^2$ .

$$\frac{d}{dx}x^7 = 7x^6$$

$$\frac{d}{dx}\sqrt{x} = \frac{d}{dx}x^{1/2} = \frac{1}{2}x^{-1/2} = \frac{1}{2\sqrt{x}}$$

$$\frac{d}{dx}\left(\frac{1}{x}\right) = \frac{d}{dx}x^{-1} = -1 \cdot x^{-2} = -\frac{1}{x^2}$$

$$\frac{d}{dx}34 = 0$$

$$\frac{d}{dx}\sqrt{2} = 0$$

**KEY TERMS AND CONCEPTS**

The derivative of a constant times a function is

$$\frac{d}{dx}[c \cdot f(x)] = c \cdot \frac{d}{dx}f(x).$$

The **Sum–Difference Rule**:

$$\frac{d}{dx}[f(x) \pm g(x)] = \frac{d}{dx}f(x) \pm \frac{d}{dx}g(x)$$

**EXAMPLES**

$$\frac{d}{dx}3x^8 = 3 \cdot \frac{d}{dx}x^8 = 3 \cdot 8x^7 = 24x^7$$

$$\frac{d}{dx}\left(\frac{2}{3x^2}\right) = \frac{2}{3} \cdot \frac{d}{dx}\left(\frac{1}{x^2}\right) = \frac{2}{3} \cdot (-2x^{-3}) = -\frac{4}{3x^3}$$

$$\frac{d}{dx}(x^7 + 3x) = 7x^6 + 3$$

$$\frac{d}{dx}(5x - x^4) = 5 - 4x^3$$

**SECTION 1.6**

The **Product Rule**:

$$\begin{aligned} \frac{d}{dx}[f(x) \cdot g(x)] \\ = f(x) \cdot g'(x) + g(x) \cdot f'(x). \end{aligned}$$

$$\begin{aligned} \frac{d}{dx}[(2x + 3)\sqrt{x}] &= (2x + 3)\frac{1}{2}x^{-1/2} + \sqrt{x} \cdot 2 \\ &= \frac{2x + 3}{2\sqrt{x}} + 2\sqrt{x} \end{aligned}$$

The **Quotient Rule**:

$$\frac{d}{dx}\left[\frac{f(x)}{g(x)}\right] = \frac{g(x) \cdot f'(x) - f(x) \cdot g'(x)}{[g(x)]^2}.$$

$$\frac{d}{dx}\left(\frac{3x - 1}{2x + 5}\right) = \frac{(2x + 5)3 - (3x - 1)2}{(2x + 5)^2} = \frac{17}{(2x + 5)^2}$$

**SECTION 1.7**

The **Extended Power Rule**:

$$\frac{d}{dx}[g(x)]^k = k[g(x)]^{k-1} \cdot \frac{d}{dx}g(x).$$

If  $f(x) = (2x^5 + 4x)^7$ , then

$$f'(x) = 7(2x^5 + 4x)^6(10x^4 + 4).$$

The parentheses are required if the derivative of the “inside” function consists of more than one term.

The **Chain Rule**:

$$\begin{aligned} \frac{d}{dx}[(f \circ g)(x)] &= \frac{d}{dx}[f(g(x))] \\ &= f'(g(x)) \cdot g'(x). \end{aligned}$$

Let  $y = u^3$ , where  $u = 2x^4 + 7$ . Find  $\frac{dy}{dx}$ .

$$\text{We have } \frac{du}{dx} = 8x^3 \text{ and } \frac{dy}{du} = 3u^2. \text{ Since } \frac{dy}{dx} = \frac{dy}{du} \cdot \frac{du}{dx},$$

$$\frac{dy}{dx} = 3u^2 \cdot 8x^3 = 24x^3(2x^4 + 7)^2.$$

Note that the Extended Power Rule is a special case of the Chain Rule.

**SECTION 1.8**

The **second derivative** is the derivative of the first derivative.

$$\frac{d}{dx}[f'(x)] = [f'(x)]' = f''(x).$$

The second derivative describes the rate of change of the derivative.

Let  $f(x) = 5x^7 + 20x$ . Then

$$\frac{d}{dx}f(x) = f'(x) = 35x^6 + 20,$$

and therefore,

$$\frac{d^2}{dx^2}f(x) = f''(x) = 210x^5.$$

(continued)

## KEY TERMS AND CONCEPTS

## SECTION 1.8 (continued)

Higher-order derivatives include second, third, fourth, and so on, derivatives of a function. The  $n$ th derivative of a function is written as

$$\frac{d^n y}{dx^n} = f^{(n)}(x).$$

A real-life application of the second derivative is **acceleration**. If  $s(t)$  represents distance as a function of time, then velocity is  $v(t) = s'(t)$  and acceleration is the change in velocity:  $a(t) = v'(t) = s''(t)$ .

## EXAMPLES

For  $y = 5x^7 + 20x$ , we have the following:

$$\frac{d^3 y}{dx^3} = f^{(3)}(x) = 1050x^4,$$

$$\frac{d^4 y}{dx^4} = f^{(4)}(x) = 4200x^3,$$

$$\frac{d^5 y}{dx^5} = f^{(5)}(x) = 12,600x^2, \text{ and so on.}$$

**Physical Sciences.** A particle moves according to the distance function  $s(t) = 5t^3$ , where  $t$  is in seconds and  $s$  in feet. Therefore, its velocity function is  $v(t) = s'(t) = 15t^2$  and its acceleration function is  $a(t) = v'(t) = s''(t) = 30t$ . At  $t = 2$  sec, the particle is  $s(2) = 40$  ft from the starting point, traveling at  $v(2) = 60$  ft/sec and accelerating at  $a(2) = 60$  ft/sec<sup>2</sup> (it's speeding up).

## CHAPTER 1

## REVIEW EXERCISES

*These review exercises are for test preparation. They can also be used as a practice test. Answers are at the back of the book. The blue bracketed section references tell you what part(s) of the chapter to restudy if your answer is incorrect.*

## CONCEPT REINFORCEMENT

Classify each statement as either true or false.

1. If  $\lim_{x \rightarrow 5} f(x)$  exists, then  $f(5)$  must exist. [1.1]
2. If  $\lim_{x \rightarrow 2} f(x) = L$ , then  $L = f(2)$ . [1.1]
3. If  $f$  is continuous at  $x = 3$ , then  $\lim_{x \rightarrow 3} f(x) = f(3)$ . [1.2]
4. A function's average rate of change over the interval  $[2, 8]$  is the same as its instantaneous rate of change at  $x = 5$ . [1.3, 1.4]
5. A function's derivative at a point, if it exists, can be found as the limit of a difference quotient. [1.4]
6. For  $f'(5)$  to exist,  $f$  must be continuous at 5. [1.4]

7. If  $f$  is continuous at 5, then  $f'(5)$  must exist. [1.4]
8. The acceleration function is the derivative of the velocity function. [1.8]

Match each function in column A with the rule in column B that would be the most appropriate to use for differentiating the function. [1.5, 1.6]

## Column A

9.  $f(x) = x^7$
10.  $g(x) = x + 9$
11.  $F(x) = (5x - 3)^4$
12.  $G(x) = \frac{2x + 1}{3x - 4}$
13.  $H(x) = f(x) \cdot g(x)$
14.  $f(x) = 2x - 7$

## Column B

- a) Extended Power Rule
- b) Product Rule
- c) Sum Rule
- d) Difference Rule
- e) Power Rule
- f) Quotient Rule

For Exercises 15–17, consider

$$\lim_{x \rightarrow -7} f(x), \text{ where } f(x) = \frac{x^2 + 4x - 21}{x + 7}.$$

15. **Limit numerically.** [1.1]

a) Complete the following input–output tables.

$x \rightarrow -7^-$	$f(x)$	$x \rightarrow -7^+$	$f(x)$
-8		-6	
-7.5		-6.5	
-7.1		-6.9	
-7.01		-6.99	
-7.001		-6.999	
-7.0001		-6.9999	

b) Find  $\lim_{x \rightarrow -7^-} f(x)$ ,  $\lim_{x \rightarrow -7^+} f(x)$ , and  $\lim_{x \rightarrow -7} f(x)$ , if each exists.

16. **Limit graphically.** Graph the function, and use the graph to find the limit. [1.1]

17. **Limit algebraically.** Find the limit algebraically. Show your work. [1.2]

Find each limit, if it exists. If a limit does not exist, state that fact. [1.1, 1.2]

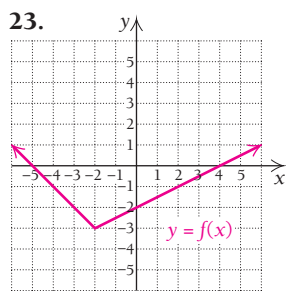
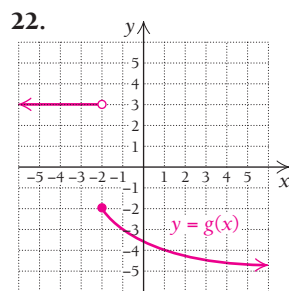
18.  $\lim_{x \rightarrow -2} \frac{8}{x}$

19.  $\lim_{x \rightarrow 1} (4x^3 - x^2 + 7x)$

20.  $\lim_{x \rightarrow -7} \frac{x^2 + 2x - 35}{x + 7}$

21.  $\lim_{x \rightarrow \infty} \frac{1}{x} + 3$  [1.1]

From the graphs in Exercises 22 and 23, determine whether each function is continuous and explain why or why not. [1.2]



For the function graphed in Exercise 22, answer the following.

24. Find  $\lim_{x \rightarrow 1} g(x)$ . [1.2]

25. Find  $g(1)$ . [1.2]

26. Is  $g$  continuous at 1? Why or why not? [1.2]

27. Find  $\lim_{x \rightarrow -2} g(x)$ . [1.2]

28. Find  $g(-2)$ . [1.2]

29. Is  $g$  continuous at  $-2$ ? Why or why not? [1.2]

30. For  $f(x) = x^3 + x^2 - 2x$ , find the average rate of change as  $x$  changes from  $-1$  to  $2$ . [1.3]

31. Find a simplified difference quotient for  $g(x) = -3x + 2$ . [1.3]

32. Find a simplified difference quotient for  $f(x) = 2x^2 - 3$ . [1.3]

33. Find an equation of the tangent line to the graph of  $y = x^2 + 3x$  at the point  $(-1, -2)$ . [1.4]

34. Find the points on the graph of  $y = -x^2 + 8x - 11$  at which the tangent line is horizontal. [1.5]

35. Find the points on the graph of  $y = 5x^2 - 49x + 12$  at which the tangent line has slope 1. [1.5]

Find  $dy/dx$ .

36.  $y = 9x^5$  [1.5]

37.  $y = 8\sqrt[3]{x}$  [1.5]

38.  $y = \frac{-3}{x^8}$  [1.5]

39.  $y = 15x^{2/5}$  [1.5]

40.  $y = 0.1x^7 - 3x^4 - x^3 + 6$  [1.5]

Differentiate.

41.  $f(x) = \frac{5}{12}x^6 + 8x^4 - 2x$  [1.5]

42.  $y = \frac{x^3 + x}{x}$  [1.5, 1.6]

43.  $y = \frac{x^2 + 8}{8 - x}$  [1.6]

44.  $g(x) = (5 - x)^2(2x - 1)^5$  [1.6]

45.  $f(x) = (x^5 - 3)^7$  [1.7]

46.  $f(x) = x^2(4x + 2)^{3/4}$  [1.7]

47. For  $y = x^3 - \frac{2}{x}$ , find  $\frac{d^4y}{dx^4}$ . [1.8]

48. For  $y = \frac{3}{42}x^7 - 10x^3 + 13x^2 + 28x - 2$ , find  $y''$ . [1.8]

49. For  $s(t) = t + t^4$ , with  $t$  in seconds and  $s(t)$  in feet, find each of the following. [1.8]

a)  $v(t)$

b)  $a(t)$

c) The velocity and the acceleration when  $t = 2$  sec

50. **Business: average revenue, cost, and profit.** Given revenue and cost functions  $R(x) = 40x$  and  $C(x) = 5\sqrt{x} + 100$ , find each of the following. Assume  $R(x)$  and  $C(x)$  are in dollars and  $x$  is the number of items produced. [1.6]

a) The average cost, the average revenue, and the average profit when  $x$  items are produced and sold

b) The rate at which average cost is changing when 9 items are produced

51. **Social science: growth rate.** The population of a city grows from an initial size of 10,000 to a size  $P$ , given by  $P = 10,000 + 50t^2$ , where  $t$  is in years. [1.5]
- Find the growth rate.
  - Find the number of people in the city after 20 yr (at  $t = 20$ ).
  - Find the growth rate at  $t = 20$ .
52. Find  $(f \circ g)(x)$  and  $(g \circ f)(x)$ , given that  $f(x) = x^2 + 5$  and  $g(x) = 1 - 2x$ . [1.7]

### SYNTHESIS

53. Differentiate  $y = \frac{x\sqrt{1+3x}}{1+x^3}$ . [1.7]

### TECHNOLOGY CONNECTION



Create an input–output table that includes each of the following limits. Start with  $\Delta T_{bl} = 0.1$  and then go to 0.01, 0.001, and 0.0001. When you think you know the limit, graph the functions, and use the TRACE feature to verify your assertion.

54.  $\lim_{x \rightarrow 1} \frac{2 - \sqrt{x+3}}{x-1}$  [1.1, 1.5]

55.  $\lim_{x \rightarrow 11} \frac{\sqrt{x-2} - 3}{x-11}$  [1.1, 1.5]

56. Graph  $f$  and  $f'$  over the given interval. Then estimate points at which the tangent line to  $f$  is horizontal. [1.5]  
 $f(x) = 3.8x^5 - 18.6x^3$ ;  $[-3, 3]$

## CHAPTER 1 TEST

For Exercises 1–3, consider

$$\lim_{x \rightarrow 6} f(x), \text{ where } f(x) = \frac{x^2 - 36}{x - 6}.$$

#### 1. Numerical limits.

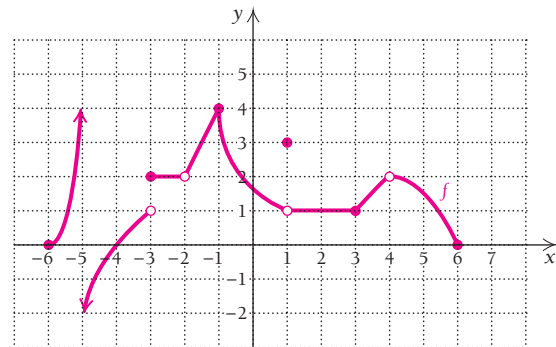
- a) Complete the following input–output tables.

$x \rightarrow 6^-$	$f(x)$	$x \rightarrow 6^+$	$f(x)$
5		7	
5.7		6.5	
5.9		6.1	
5.99		6.01	
5.999		6.001	
5.9999		6.0001	

- b) Find  $\lim_{x \rightarrow 6^-} f(x)$ ,  $\lim_{x \rightarrow 6^+} f(x)$ , and  $\lim_{x \rightarrow 6} f(x)$ , if each exists.

2. **Graphical limits.** Graph the function, and use the graph to find the limit.
3. **Algebraic limits.** Find the limit algebraically. Show your work.

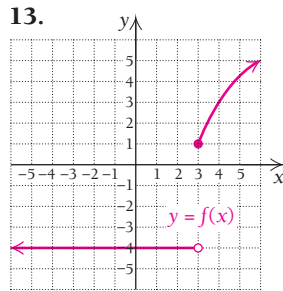
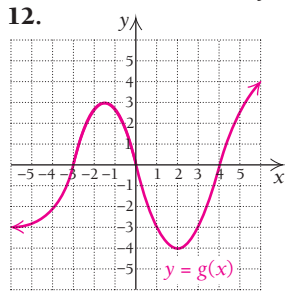
**Graphical limits.** Consider the following graph of function  $f$  for Exercises 4–11.



Find each limit, if it exists. If a limit does not exist, state that fact.

- $\lim_{x \rightarrow -5} f(x)$
- $\lim_{x \rightarrow -3} f(x)$
- $\lim_{x \rightarrow -1} f(x)$
- $\lim_{x \rightarrow 2} f(x)$
- $\lim_{x \rightarrow -4} f(x)$
- $\lim_{x \rightarrow -2} f(x)$
- $\lim_{x \rightarrow 1} f(x)$
- $\lim_{x \rightarrow 3} f(x)$

Determine whether each function is continuous. If a function is not continuous, state why.



Consider the function shown in Exercise 13.

14. Find  $\lim_{x \rightarrow 3} f(x)$ .      15. Find  $f(3)$ .  
 16. Is  $f$  continuous at 3?      17. Find  $\lim_{x \rightarrow 4} f(x)$ .  
 18. Find  $f(4)$ .      19. Is  $f$  continuous at 4?

Find each limit, if it exists. If a limit does not exist, state why.

20.  $\lim_{x \rightarrow 1} (3x^4 - 2x^2 + 5)$       21.  $\lim_{x \rightarrow 2^+} \frac{x - 2}{x(x^2 - 4)}$   
 22.  $\lim_{x \rightarrow 0} \frac{7}{x}$   
 23. Find a simplified difference quotient for  
 $f(x) = 2x^2 + 3x - 9$ .  
 24. Find an equation of the tangent line to the graph of  
 $y = x + (4/x)$  at the point  $(4, 5)$ .  
 25. Find the point(s) on the graph of  $y = x^3 - 3x^2$  at which  
 the tangent line is horizontal.

Find  $dy/dx$ .

26.  $y = x^{23}$       27.  $y = 4\sqrt[3]{x} + 5\sqrt{x}$   
 28.  $y = \frac{-10}{x}$       29.  $y = x^{5/4}$   
 30.  $y = -0.5x^2 + 0.61x + 90$

Differentiate.

31.  $y = \frac{1}{3}x^3 - x^2 + 2x + 4$   
 32.  $y = \frac{3x - 4}{x^3}$       33.  $f(x) = \frac{x}{5 - x}$   
 34.  $f(x) = (x + 3)^4(7 - x)^5$   
 35.  $y = (x^5 - 4x^3 + x)^{-5}$

36.  $f(x) = x\sqrt{x^2 + 5}$

37. For  $y = x^4 - 3x^2$ , find  $\frac{d^3y}{dx^3}$ .

38. **Business: average revenue, cost, and profit.** Given revenue and cost functions

$$R(x) = 50x \quad \text{and} \quad C(x) = x^{2/3} + 750,$$

where  $x$  is the number of items produced and  $R(x)$  and  $C(x)$  are in dollars, find the following:

- a) The average revenue, the average cost, and the average profit when  $x$  items are produced  
 b) The rate at which average cost is changing when 8 items are produced  
 39. **Social sciences: memory.** In a certain memory experiment, a person is able to memorize  $M$  words after  $t$  minutes, where  $M = -0.001t^3 + 0.1t^2$ .  
 a) Find the rate of change of the number of words memorized with respect to time.  
 b) How many words are memorized during the first 10 min (at  $t = 10$ )?  
 c) At what rate are words being memorized after 10 min (at  $t = 10$ )?  
 40. Find  $(f \circ g)(x)$  and  $(g \circ f)(x)$  for  $f(x) = x^2 - x$  and  $g(x) = 2x^3$ .

## SYNTHESIS

41. Differentiate  $y = \sqrt{(1 - 3x)^{2/3}(1 + 3x)^{1/3}}$ .  
 42. Find  $\lim_{x \rightarrow 3} \frac{x^3 - 27}{x - 3}$ .

## TECHNOLOGY CONNECTION



43. Graph  $f$  and  $f'$  over the interval  $[0, 5]$ . Then estimate points at which the tangent line to  $f$  is horizontal.

$$f(x) = 5x^3 - 30x^2 + 45x + 5\sqrt{x}; \quad [0, 5]$$

44. Find the following limit by creating a table of values:

$$\lim_{x \rightarrow 0} \frac{\sqrt{5x + 25} - 5}{x}$$

Start with  $\Delta Tbl = 0.1$  and then go to 0.01 and 0.001. When you think you know the limit, graph

$$y = \frac{\sqrt{5x + 25} - 5}{x},$$

and use the TRACE feature to verify your assertion.



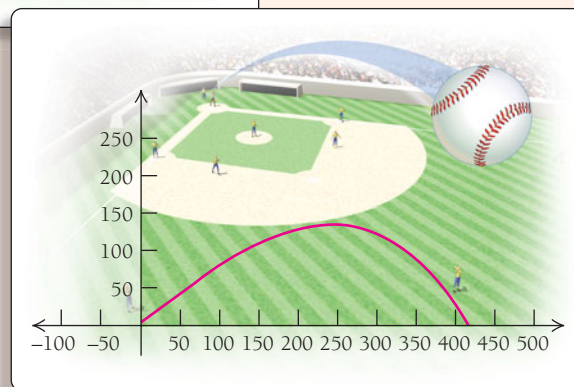
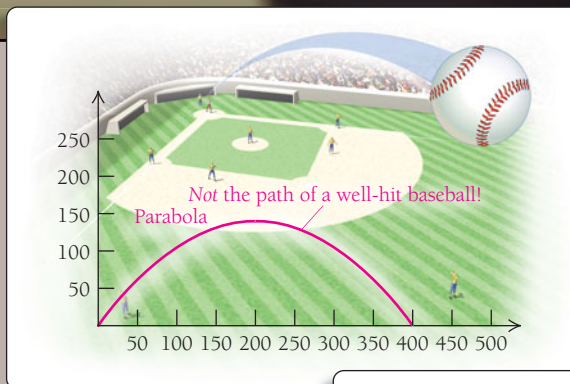

## Path of a Baseball: The Tale of the Tape

Have you ever watched a baseball game and seen a home run ball hit an obstruction after it has cleared the fence? Suppose the ball hits a sign at a location that is 60 ft above the ground at a distance of 400 ft from home plate. An announcer or a message on the scoreboard might proclaim, “According to the tale of the tape, the ball would have traveled 442 ft.” How is such a calculation made? The answer is related to the curve formed by the path of a baseball.

Whatever the path of a well-hit baseball is, it is *not* the graph of a parabola,

$$f(x) = ax^2 + bx + c.$$

A well-hit baseball follows the path of a “skewed” parabola, as shown at the lower right. One reason that the ball’s flight is not parabolic is that a well-hit ball has backspin. This fact, combined with the frictional effect of the ball’s stitches with the air, skews the path of the ball in the direction of its landing.



Let's see if we can model the path of a baseball. Consider the following data.

HORIZONTAL DISTANCE, $x$ (IN FEET)	VERTICAL DISTANCE, $y$ (IN FEET)
0	4.5
50	43
100	82
200	130
285	142
300	134
360	100
400	60

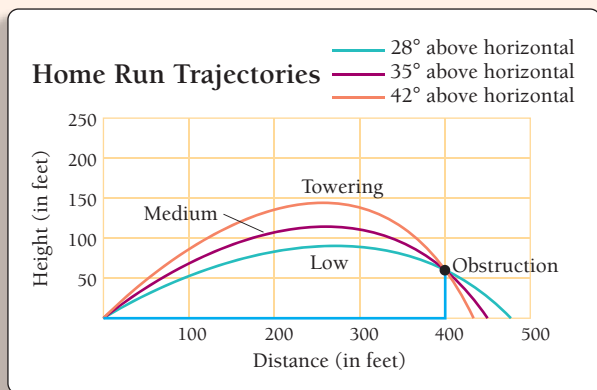
Assume for the given data that  $(0, 4.5)$  is the point at home plate at which the ball is hit, roughly 4.5 ft off the ground. Also, assume that the ball has hit a billboard 60 ft above the ground and 400 ft from home plate.

## EXERCISES

- Plot the points and connect them with line segments. This can be done on many calculators by pressing STAT PLOT, turning on PLOT, and selecting the appropriate type.
- Use REGRESSION to find a cubic function  $y = ax^3 + bx^2 + cx + d$  that fits the data.
  - Graph the function over the interval  $[0, 500]$ .
  - Does the function closely model the given data?
  - Predict the horizontal distance from home plate at which the ball would have hit the ground had it not hit the billboard.
- Find the rate of change of the ball's height with respect to its horizontal distance from home plate.
  - Find the point(s) at which the graph has a horizontal tangent line. Explain the significance of the point(s).
- Use REGRESSION to find a quartic function  $y = ax^4 + bx^3 + cx^2 + dx + e$  that fits the data.
  - Graph the function over the interval  $[0, 500]$ .
  - Does the function closely model the given data?
  - Predict the horizontal distance from home plate at which the ball would have hit the ground had it not hit the billboard.
  - Find the rate of change of the ball's height with respect to its horizontal distance from home plate.
  - Find the point(s) at which the graph has a horizontal tangent line. Explain the significance of the point(s).
- Although most calculators cannot fit such a function to the data, assume that the equation  $y = 0.0015x\sqrt{202,500 - x^2}$  has been found using some type of curve-fitting technique. Graph the function over the interval  $[0, 500]$ .
  - Predict the horizontal distance from home plate at which the ball would have hit the ground had it not hit the billboard.
  - Find the rate of change of the ball's height with respect to its horizontal distance from home plate.
  - Find the point(s) at which the graph has a horizontal tangent line. Explain the significance of the point(s).
- Compare the answers in Exercises 2(d), 3(d), and 4(b). Discuss the relative merits of using the quartic model in Exercise 3 with the model in Exercise 4 to make the prediction.



**Tale of the tape.** Actually, scoreboard operators in the major leagues use different models to predict the distance that a home run ball would have traveled. The models are linear and are related to the trajectory of the ball, that is, how high the ball is hit. See the following graph.



Suppose that a ball hits an obstruction  $d$  feet horizontally from home plate at a height of  $H$  feet. Then the estimated horizontal distance  $D$  that the ball would have traveled, depending on its trajectory type, is

$$\text{Low trajectory: } D = 1.1H + d,$$

$$\text{Medium trajectory: } D = 0.7H + d,$$

$$\text{Towering trajectory: } D = 0.5H + d.$$

6. For a ball striking an obstacle at  $d = 400$  ft and  $H = 60$  ft, estimate how far the ball would have traveled if it were following a low trajectory, or a medium trajectory, or a towering trajectory.
7. In 1953, Hall-of-Famer Mickey Mantle hit a towering home run in old Griffith Stadium in Washington, D.C., that hit an obstruction 60 ft high and 460 ft from home plate. Reporters asserted at the time that the ball would have traveled 565 ft. Is this estimate valid?



8. Use the appropriate formula to estimate the distance  $D$  for each the following famous long home runs.

- a) Ted Williams (Boston Red Sox, June 9, 1946): Purportedly the longest home run ball ever hit to right field at Boston's Fenway Park, Williams's ball landed in the stands 502 feet from home plate, 30 feet above the ground. Assume a medium trajectory.
- b) Reggie Jackson (Oakland Athletics, July 13, 1971): Jackson's mighty blast hit an electrical transformer on top of the right-field roof at old Tiger Stadium in the 1971 All-Star Game. The transformer was 380 feet from home plate, 100 feet up. Assume a towering trajectory. Jackson's home run was reported to still be on the upward arc when it hit the transformer.
- c) Richie Sexson (Arizona Diamondbacks, April 26, 2004): Sexson hit a drive that caromed off the center-field scoreboard at Bank One Ballpark in Phoenix. The scoreboard is 414 feet from home plate and 75 feet high. Assume a medium trajectory.

The reported distances these balls would have traveled are 527 feet for Williams's home run, 530 feet for Jackson's, and 469 feet for Sexson's (*Source*: [www.hittrackeronline.com](http://www.hittrackeronline.com)). How close are your estimates?

# Applications of Differentiation

## 2

### Chapter Snapshot

#### What You'll Learn

- 2.1 Using First Derivatives to Find Maximum and Minimum Values and Sketch Graphs
- 2.2 Using Second Derivatives to Find Maximum and Minimum Values and Sketch Graphs
- 2.3 Graph Sketching: Asymptotes and Rational Functions
- 2.4 Using Derivatives to Find Absolute Maximum and Minimum Values
- 2.5 Maximum–Minimum Problems; Business and Economics Applications
- 2.6 Marginals and Differentials
- 2.7 Implicit Differentiation and Related Rates

#### Why It's Important

In this chapter, we explore many applications of differentiation. We learn to find maximum and minimum values of functions, and that skill allows us to solve many kinds of problems in which we need to find the largest and/or smallest value in a real-world situation. We also apply our differentiation skills to graphing and to approximating function values.

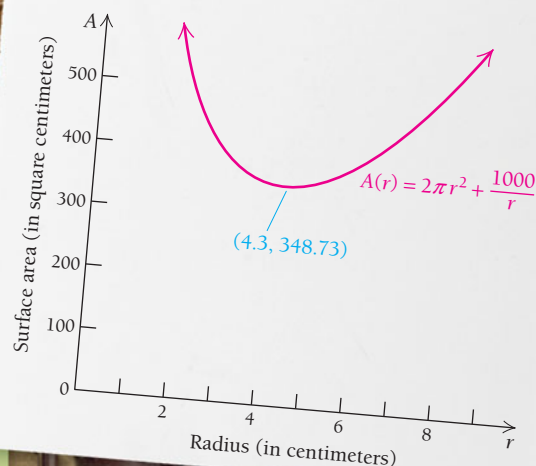
#### Where It's Used

##### MINIMIZING MATERIAL USED

Minimizing the amount of material used is a common goal in manufacturing, as it reduces overall costs as well as increases efficiency. For example, cylindrical food cans come in a variety of sizes. Suppose a can is to have a volume of 500 milliliters. Are there optimal dimensions for the can's height and radius that will minimize the material needed to produce each can? Can you see how minimizing the material used per can translates into minimized costs and conservation of resources?

This problem appears as Example 3 in Section 2.5.

##### RELATING THE RADIUS OF A CAN TO ITS SURFACE AREA



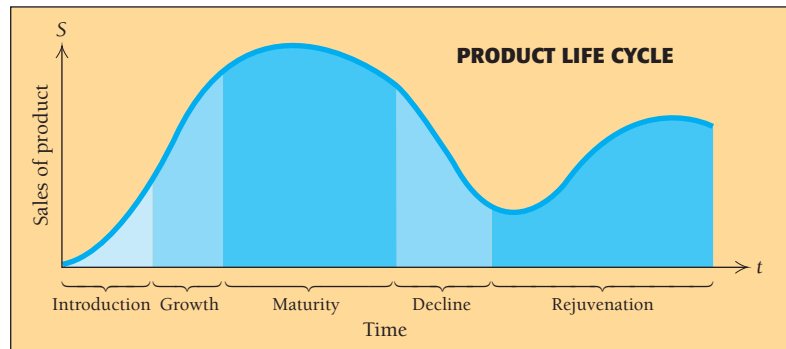
## 2.1

## OBJECTIVES

- Find relative extrema of a continuous function using the First-Derivative Test.
- Sketch graphs of continuous functions.

## Using First Derivatives to Find Maximum and Minimum Values and Sketch Graphs

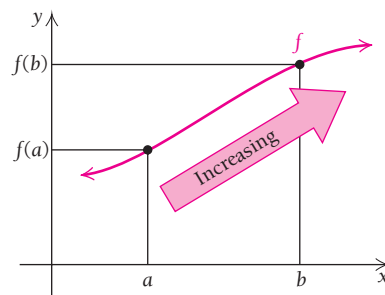
The graph below shows a typical life cycle of a retail product and is similar to graphs we will consider in this chapter. Note that the number of items sold varies with respect to time. Sales begin at a small level and increase to a point of maximum sales, after which they taper off to a low level, where the decline is probably due to the effect of new competitive products. The company then rejuvenates the product by making improvements. Think about versions of certain products: televisions can be traditional, flat-screen, or high-definition; music recordings have been produced as phonograph (vinyl) records, audiotapes, compact discs, and MP3 files. Where might each of these products be in a typical product life cycle? Does the curve seem appropriate for each product?



Finding the largest and smallest values of a function—that is, the maximum and minimum values—has extensive applications. The first and second derivatives of a function are calculus tools that provide information we can use in graphing functions and finding minimum and maximum values. Throughout this section we will assume, unless otherwise noted, that all functions are continuous. However, continuity of a function does not guarantee that its first and second derivatives are continuous.

### Increasing and Decreasing Functions

If the graph of a function rises from left to right over an interval  $I$ , the function is said to be **increasing** on, or over,  $I$ .



$f$  is an increasing function over  $I$ :  
for all  $a, b$  in  $I$ , if  $a < b$ , then  $f(a) < f(b)$ .

## TECHNOLOGY CONNECTION



## Exploratory

Graph the function

$$y = -\frac{1}{3}x^3 + 6x^2 - 11x - 50$$

and its derivative

$$y' = -x^2 + 12x - 11$$

using the window  $[-10, 25, -100, 150]$ , with  $X_{\text{scl}} = 5$  and  $Y_{\text{scl}} = 25$ . Then TRACE from left to right along each graph. As you move the cursor from left to right, note that the  $x$ -coordinate always increases. If a function is increasing over an interval, the  $y$ -coordinate will increase as well. If a function is decreasing over an interval, the  $y$ -coordinate will decrease.

Over what intervals is the function increasing?

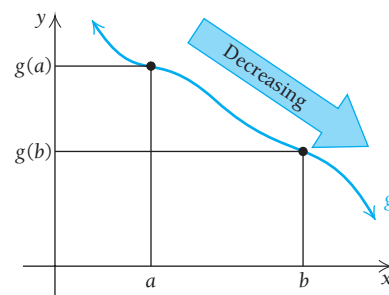
Over what intervals is the function decreasing?

Over what intervals is the derivative positive?

Over what intervals is the derivative negative?

What rules can you propose relating the sign of  $y'$  to the behavior of  $y$ ?

If the graph drops from left to right, the function is said to be **decreasing** on, or **over**,  $I$ .



$g$  is a decreasing function over  $I$ :  
for all  $a, b$  in  $I$ , if  $a < b$ , then  $g(a) > g(b)$ .

We can describe these phenomena mathematically as follows.

## DEFINITIONS

A function  $f$  is **increasing** over  $I$  if, for every  $a$  and  $b$  in  $I$ ,  
if  $a < b$ , then  $f(a) < f(b)$ .

(If the input  $a$  is less than the input  $b$ , then the output for  $a$  is less than the output for  $b$ .)

A function  $f$  is **decreasing** over  $I$  if, for every  $a$  and  $b$  in  $I$ ,

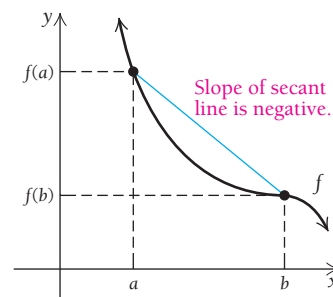
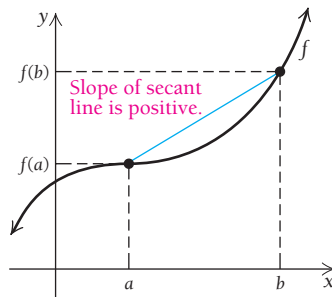
$$\text{if } a < b, \text{ then } f(a) > f(b).$$

(If the input  $a$  is less than the input  $b$ , then the output for  $a$  is greater than the output for  $b$ .)

The above definitions can be restated in terms of secant lines. If a graph is increasing over an interval  $I$ , then, for all  $a$  and  $b$  in  $I$  such that  $a < b$ , the slope of the secant line between  $x = a$  and  $x = b$  is positive. Similarly, if a graph is decreasing over an interval  $I$ , then, for all  $a$  and  $b$  in  $I$  such that  $a < b$ , the slope of the secant line between  $x = a$  and  $x = b$  is negative:

$$\text{Increasing: } \frac{f(b) - f(a)}{b - a} > 0.$$

$$\text{Decreasing: } \frac{f(b) - f(a)}{b - a} < 0.$$



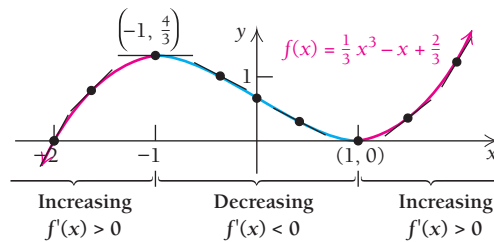
The following theorem shows how we can use the derivative (the slope of a tangent line) to determine whether a function is increasing or decreasing.

**THEOREM 1**

If  $f'(x) > 0$  for all  $x$  in an open interval  $I$ , then  $f$  is increasing over  $I$ .

If  $f'(x) < 0$  for all  $x$  in an open interval  $I$ , then  $f$  is decreasing over  $I$ .

Theorem 1 is illustrated in the following graph.



$f$  is increasing over the intervals  $(-\infty, -1)$  and  $(1, \infty)$ ;  
slopes of tangent lines are positive.

$f$  is decreasing over the interval  $(-1, 1)$ ;  
slopes of tangent lines are negative.

For determining increasing or decreasing behavior using a derivative, the interval  $I$  is an open interval; that is, it does not include its endpoints. Note how the intervals on which  $f$  is increasing and decreasing are written in the preceding graph:  $x = -1$  and  $x = 1$  are not included in any interval over which the function is increasing or decreasing. These values are examples of *critical values*.

**Critical Values**

Consider the graph of a continuous function  $f$  in Fig. 1.

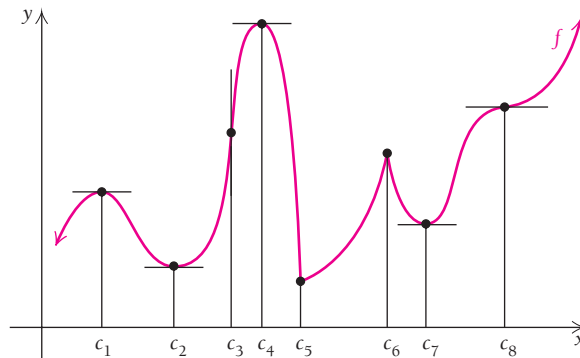


FIGURE 1

Note the following:

1.  $f'(c) = 0$  at  $x = c_1, c_2, c_4, c_7,$  and  $c_8$ . That is, the tangent line to the graph is horizontal for these values.
2.  $f'(c)$  does not exist at  $x = c_3, c_5,$  and  $c_6$ . The tangent line is vertical at  $c_3$ , and there are corner points at both  $c_5$  and  $c_6$ . (See also the discussion at the end of Section 1.4.)

**DEFINITION**

A **critical value** of a function  $f$  is any number  $c$  in the domain of  $f$  for which the tangent line at  $(c, f(c))$  is horizontal or for which the derivative does not exist. That is,  $c$  is a critical value if  $f(c)$  exists and

$$f'(c) = 0 \quad \text{or} \quad f'(c) \text{ does not exist.}$$

Thus, in the graph of  $f$  in Fig. 1:

1.  $c_1, c_2, c_4, c_7,$  and  $c_8$  are critical values because  $f'(c) = 0$  for each value.
2.  $c_3, c_5,$  and  $c_6$  are critical values because  $f'(c)$  does not exist for each value.

Also note that a continuous function can change from increasing to decreasing or from decreasing to increasing *only* at a critical value. In the graph in Fig. 1,  $c_1, c_2, c_4, c_5, c_6,$  and  $c_7$  separate the intervals over which the function changes from increasing to decreasing or from decreasing to increasing. Although  $c_3$  and  $c_8$  are critical values, they do not separate intervals over which the function changes from increasing to decreasing or from decreasing to increasing.

**Finding Relative Maximum and Minimum Values**

Now consider the graph in Fig. 2. Note the “peaks” and “valleys” at the interior points  $c_1, c_2,$  and  $c_3$ .

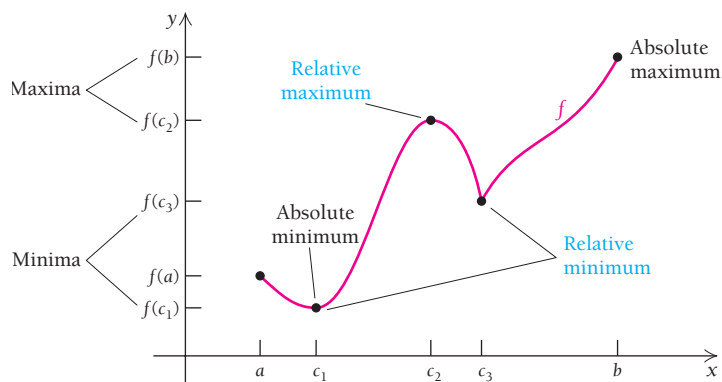


FIGURE 2

Here  $f(c_2)$  is an example of a **relative maximum** (plural: **maxima**). Each of  $f(c_1)$  and  $f(c_3)$  is called a **relative minimum** (plural: **minima**). The terms **local maximum** and **local minimum** are also used.

**DEFINITIONS**

Let  $I$  be the domain of  $f$ .

$f(c)$  is a **relative minimum** if there exists within  $I$  an open interval  $I_1$  containing  $c$  such that  $f(c) \leq f(x)$ , for all  $x$  in  $I_1$ ;

and

$f(c)$  is a **relative maximum** if there exists within  $I$  an open interval  $I_2$  containing  $c$  such that  $f(c) \geq f(x)$ , for all  $x$  in  $I_2$ .

A relative maximum can be thought of loosely as the second coordinate of a “peak” that may or may not be the highest point over all of  $I$ . Similarly, a relative minimum can

be thought of as the second coordinate of a “valley” that may or may not be the lowest point on  $I$ . The second coordinates of the points that are the highest and the lowest on the interval are, respectively, the **absolute maximum** and the **absolute minimum**. For now, we focus on finding relative maximum or minimum values, collectively referred to as **relative extrema** (singular: **extremum**).

Look again at the graph in Fig. 2. The  $x$ -values at which a continuous function has relative extrema are those values for which the derivative is 0 or for which the derivative does not exist—the critical values.

### THEOREM 2

If a function  $f$  has a relative extreme value  $f(c)$  on an open interval, then  $c$  is a critical value, so

$$f'(c) = 0 \quad \text{or} \quad f'(c) \text{ does not exist.}$$

A *relative extreme point*,  $(c, f(c))$ , is higher or lower than all other points over some open interval containing  $c$ . A relative minimum point will have a  $y$ -value that is lower than that of points both to the left and to the right of it, and, similarly, a relative maximum point will have a  $y$ -value that is higher than that of points to the left and right of it. Thus, relative extrema cannot be located at the endpoints of a closed interval, since an endpoint lacks “both sides” with which to make the necessary comparisons. However, as we will see in Section 2.4, endpoints *can* be absolute extrema. Note that the right endpoint of the curve in Fig. 2 is the absolute maximum point.

Theorem 2 is very useful, but it is important to understand it precisely. What it says is that **to find relative extrema, we need only consider those inputs for which the derivative is 0 or for which it does not exist**. We can think of a critical value as a *candidate* for a value where a relative extremum *might* occur. That is, Theorem 2 does not say that every critical value will yield a relative maximum or minimum. Consider, for example, the graph of

$$f(x) = (x - 1)^3 + 2,$$

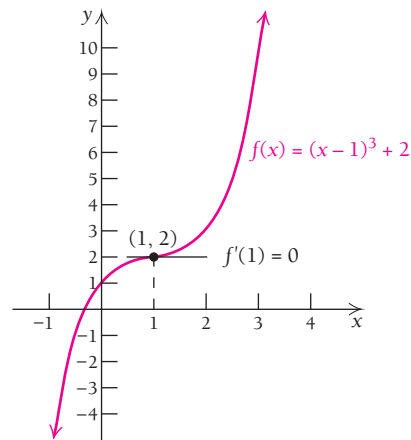
shown at the right. Note that

$$f'(x) = 3(x - 1)^2,$$

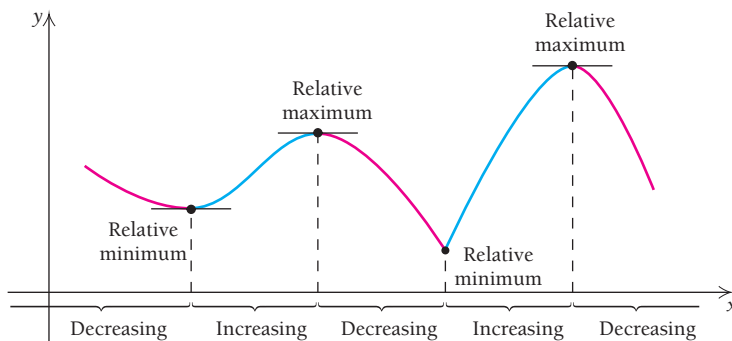
and

$$f'(1) = 3(1 - 1)^2 = 0.$$

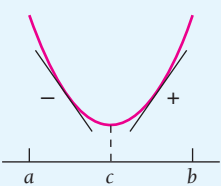
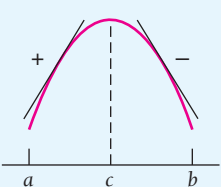
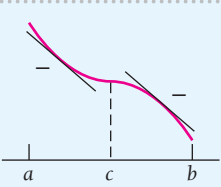
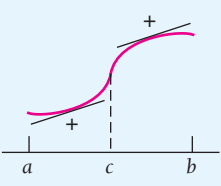
The function has  $c = 1$  as a critical value, but has no relative maximum or minimum at that value.



Theorem 2 does say that if a relative maximum or minimum occurs, then the first coordinate of that extremum will be a critical value. How can we tell when the existence of a critical value leads us to a relative extremum? The following graph leads us to a test.



Note that at a critical value where there is a relative minimum, the function is decreasing to the left of the critical value and increasing to the right. At a critical value where there is a relative maximum, the function is increasing to the left of the critical value and decreasing to the right. In both cases, the derivative changes signs on either side of the critical value.

Graph over the interval $(a, b)$	$f(c)$	Sign of $f'(x)$ for $x$ in $(a, c)$	Sign of $f'(x)$ for $x$ in $(c, b)$	Increasing or decreasing
	Relative minimum	-	+	Decreasing on $(a, c)$ ; increasing on $(c, b)$
	Relative maximum	+	-	Increasing on $(a, c)$ ; decreasing on $(c, b)$
	No relative maxima or minima	-	-	Decreasing on $(a, b)$
	No relative maxima or minima	+	+	Increasing on $(a, b)$

Derivatives tell us when a function is increasing or decreasing. This leads us to the First-Derivative Test.

### THEOREM 3 The First-Derivative Test for Relative Extrema

For any continuous function  $f$  that has exactly one critical value  $c$  in an open interval  $(a, b)$ :

- F1.  $f$  has a relative minimum at  $c$  if  $f'(x) < 0$  on  $(a, c)$  and  $f'(x) > 0$  on  $(c, b)$ .  
That is,  $f$  is decreasing to the left of  $c$  and increasing to the right of  $c$ .
- F2.  $f$  has a relative maximum at  $c$  if  $f'(x) > 0$  on  $(a, c)$  and  $f'(x) < 0$  on  $(c, b)$ .  
That is,  $f$  is increasing to the left of  $c$  and decreasing to the right of  $c$ .
- F3.  $f$  has neither a relative maximum nor a relative minimum at  $c$  if  $f'(x)$  has the same sign on  $(a, c)$  as on  $(c, b)$ .

Now let's see how we can use the First-Derivative Test to find relative extrema and create accurate graphs.



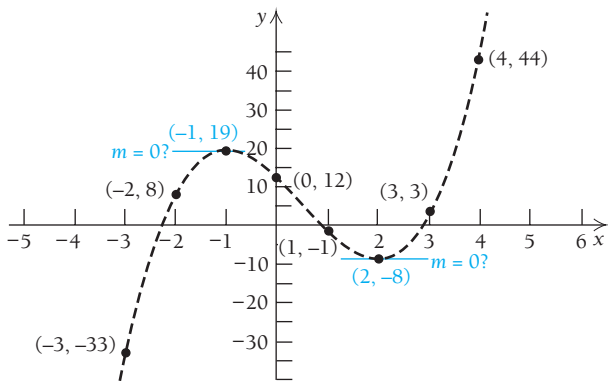
**EXAMPLE 1** Graph the function  $f$  given by

$$f(x) = 2x^3 - 3x^2 - 12x + 12,$$

and find the relative extrema.

**Solution** Suppose that we are trying to graph this function but don't know any calculus. What can we do? We could plot several points to determine in which direction the graph seems to be turning. Let's pick some  $x$ -values and see what happens.

$x$	$f(x)$
-3	-33
-2	8
-1	19
0	12
1	-1
2	-8
3	3
4	44



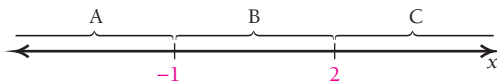
We plot the points and use them to sketch a “best guess” of the graph, shown as the dashed line in the figure above. According to this rough sketch, it appears that the graph has a tangent line with slope 0 somewhere around  $x = -1$  and  $x = 2$ . But how do we know for sure? We use calculus to support our observations. We begin by finding a general expression for the derivative:

$$f'(x) = 6x^2 - 6x - 12.$$

We next determine where  $f'(x)$  does not exist or where  $f'(x) = 0$ . Since we can evaluate  $f'(x) = 6x^2 - 6x - 12$  for any real number, there is no value for which  $f'(x)$  does not exist. So the only possibilities for critical values are those where  $f'(x) = 0$ , locations at which there are horizontal tangents. To find such values, we solve  $f'(x) = 0$ :

$$\begin{aligned} 6x^2 - 6x - 12 &= 0 \\ x^2 - x - 2 &= 0 && \text{Dividing both sides by 6} \\ (x + 1)(x - 2) &= 0 && \text{Factoring} \\ x + 1 = 0 & \text{ or } x - 2 = 0 && \text{Using the Principle of Zero Products} \\ x = -1 & \text{ or } x = 2. \end{aligned}$$

The critical values are  $-1$  and  $2$ . Since it is at these values that a relative maximum or minimum might exist, we examine the intervals on each side of the critical values: A is  $(-\infty, -1)$ , B is  $(-1, 2)$ , and C is  $(2, \infty)$ , as shown below.

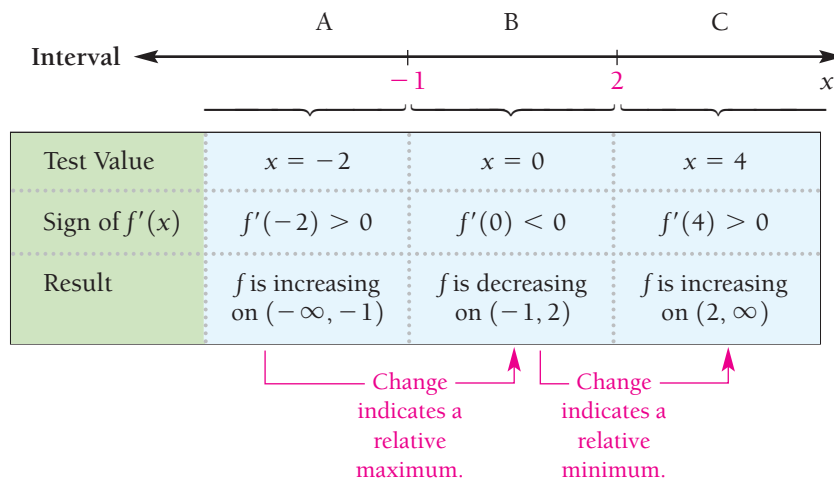


Next, we analyze the sign of the derivative on each interval. If  $f'(x)$  is positive for one value in the interval, then it will be positive for all values in the interval. Similarly, if it is negative for one value, it will be negative for all values in the interval. Thus, we choose a test value in each interval and make a substitution. The test values we choose are  $-2$ ,  $0$ , and  $4$ .

$$\begin{aligned} \text{A: Test } -2, \quad f'(-2) &= 6(-2)^2 - 6(-2) - 12 \\ &= 24 + 12 - 12 = 24 > 0; \end{aligned}$$

$$\text{B: Test } 0, \quad f'(0) = 6(0)^2 - 6(0) - 12 = -12 < 0;$$

$$\begin{aligned} \text{C: Test } 4, \quad f'(4) &= 6(4)^2 - 6(4) - 12 \\ &= 96 - 24 - 12 = 60 > 0. \end{aligned}$$



Therefore, by the First-Derivative Test,

$f$  has a relative maximum at  $x = -1$  given by

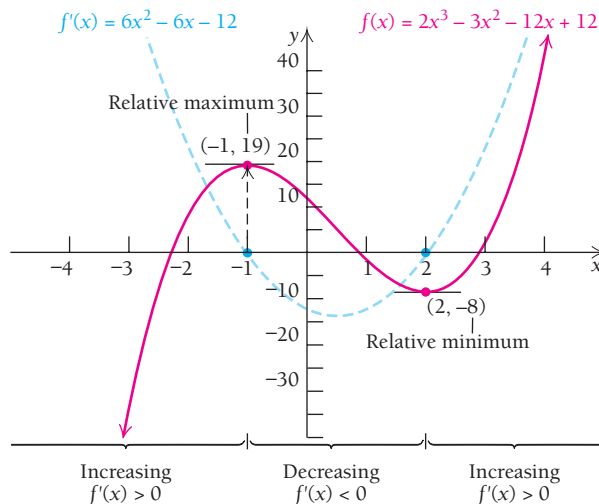
$$\begin{aligned} f(-1) &= 2(-1)^3 - 3(-1)^2 - 12(-1) + 12 && \text{Substituting into the} \\ &= 19 && \text{original function} \\ & \text{This is a relative maximum.} \end{aligned}$$

and  $f$  has a relative minimum at  $x = 2$  given by

$$f(2) = 2(2)^3 - 3(2)^2 - 12(2) + 12 = -8. \quad \text{This is a relative minimum.}$$

Thus, there is a relative maximum at  $(-1, 19)$  and a relative minimum at  $(2, -8)$ , as we suspected from the sketch of the graph.

The information we have obtained from the first derivative can be very useful in sketching a graph of the function. We know that this polynomial is continuous, and we know where the function is increasing, where it is decreasing, and where it has relative extrema. We complete the graph by using a calculator to generate some additional function values. The graph of the function, shown below in red, has been scaled to clearly show its curving nature.



### TECHNOLOGY CONNECTION

#### Exploratory

Consider the function  $f$  given by

$$f(x) = x^3 - 3x + 2.$$

Graph both  $f$  and  $f'$  using the same set of axes. Examine the graphs using the TABLE and TRACE features. Where do you think the relative extrema of  $f(x)$  occur? Where is the derivative equal to 0? Where does  $f(x)$  have critical values?

For reference, the graph of the derivative is shown in blue. Note that  $f'(x) = 0$  where  $f(x)$  has relative extrema. We summarize the behavior of this function as follows, by noting where it is increasing or decreasing, and by characterizing its critical points:

- The function  $f$  is increasing over the interval  $(-\infty, -1)$ .
- The function  $f$  has a relative maximum at the point  $(-1, 19)$ .
- The function  $f$  is decreasing over the interval  $(-1, 2)$ .
- The function  $f$  has a relative minimum at the point  $(2, -8)$ .
- The function  $f$  is increasing over the interval  $(2, \infty)$ .

### Quick Check 1

Graph the function  $g$  given by  $g(x) = x^3 - 27x - 6$ , and find the relative extrema.

### Quick Check 1

Interval notation and point notation look alike. Be clear when stating your answers whether you are identifying an interval or a point.

To use the first derivative for graphing a function  $f$ :

1. Find all critical values by determining where  $f'(x)$  is 0 and where  $f'(x)$  is undefined (but  $f(x)$  is defined). Find  $f(x)$  for each critical value.
2. Use the critical values to divide the  $x$ -axis into intervals and choose a test value in each interval.
3. Find the sign of  $f'(x)$  for each test value chosen in step 2, and use this information to determine where  $f(x)$  is increasing or decreasing and to classify any extrema as relative maxima or minima.
4. Plot some additional points and sketch the graph.

The *derivative*  $f'$  is used to find the critical values of  $f$ . The test values are substituted into the *derivative*  $f'$ , and the function values are found using the *original* function  $f$ .

### EXAMPLE 2 Find the relative extrema of the function $f$ given by

$$f(x) = 2x^3 - x^4.$$

Then sketch the graph.

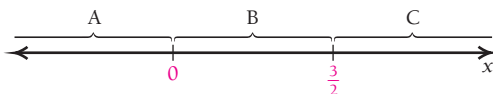
**Solution** First, we must determine the critical values. To do so, we find  $f'(x)$ :

$$f'(x) = 6x^2 - 4x^3.$$

Next, we find where  $f'(x)$  does not exist or where  $f'(x) = 0$ . Since  $f'(x) = 6x^2 - 4x^3$  is a polynomial, it exists for all real numbers  $x$ . Therefore, the only candidates for critical values are where  $f'(x) = 0$ , that is, where the tangent line is horizontal:

$$\begin{aligned} 6x^2 - 4x^3 &= 0 && \text{Setting } f'(x) \text{ equal to 0} \\ 2x^2(3 - 2x) &= 0 && \text{Factoring} \\ 2x^2 = 0 &\text{ or } && 3 - 2x = 0 \\ x^2 = 0 &\text{ or } && 3 = 2x \\ x = 0 &\text{ or } && x = \frac{3}{2}. \end{aligned}$$

The critical values are 0 and  $\frac{3}{2}$ . We use these values to divide the  $x$ -axis into three intervals as shown below: A is  $(-\infty, 0)$ ; B is  $(0, \frac{3}{2})$ ; and C is  $(\frac{3}{2}, \infty)$ .



Note that  $f(\frac{3}{2}) = 2(\frac{3}{2})^3 - (\frac{3}{2})^4 = \frac{27}{16}$  and  $f(0) = 2 \cdot 0^3 - 0^4 = 0$  are possible extrema.

We now determine the sign of the derivative on each interval by choosing a test value in each interval and substituting. We generally choose test values for which it is easy to compute  $f'(x)$ .

$$\begin{aligned} \text{A: Test } -1, \quad f'(-1) &= 6(-1)^2 - 4(-1)^3 \\ &= 6 + 4 = 10 > 0; \end{aligned}$$

$$\begin{aligned} \text{B: Test } 1, \quad f'(1) &= 6(1)^2 - 4(1)^3 \\ &= 6 - 4 = 2 > 0; \end{aligned}$$

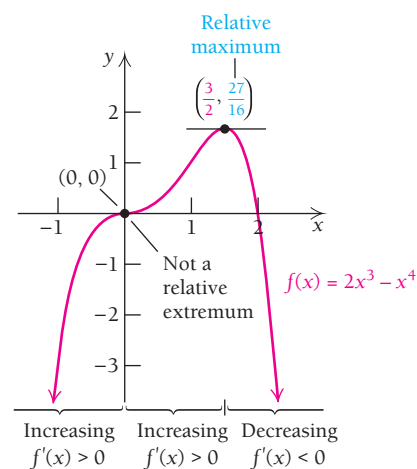
$$\begin{aligned} \text{C: Test } 2, \quad f'(2) &= 6(2)^2 - 4(2)^3 \\ &= 24 - 32 = -8 < 0. \end{aligned}$$

Interval	A	B	C
Test Value	$x = -1$	$x = 1$	$x = 2$
Sign of $f'(x)$	$f'(-1) > 0$	$f'(1) > 0$	$f'(2) < 0$
Result	$f$ is increasing on $(-\infty, 0)$	$f$ is increasing on $(0, \frac{3}{2})$	$f$ is decreasing on $(\frac{3}{2}, \infty)$

Therefore, by the First-Derivative Test,  $f$  has no extremum at  $x = 0$  (since  $f(x)$  is increasing on both sides of 0) and has a relative maximum at  $x = \frac{3}{2}$ . Thus,  $f(\frac{3}{2})$ , or  $\frac{27}{16}$ , is a relative maximum.

We use the information obtained to sketch the graph below. Other function values are listed in the table.

$x$	$f(x)$ , approximately
-1	-3
-0.5	-0.31
0	0
0.5	0.19
1	1
1.25	1.46
2	0



We summarize the behavior of  $f$ :

- The function  $f$  is increasing over the interval  $(-\infty, 0)$ .
- The function  $f$  has a critical point at  $(0, 0)$ , which is neither a minimum nor a maximum.

- The function  $f$  is increasing over the interval  $(0, \frac{3}{2})$ .
- The function  $f$  has relative maximum at the point  $(\frac{3}{2}, \frac{27}{16})$ .
- The function  $f$  is decreasing over the interval  $(\frac{3}{2}, \infty)$ .

**Quick Check 2**

Find the relative extrema of the function  $h$  given by  $h(x) = x^4 - \frac{8}{3}x^3$ . Then sketch the graph.

Since  $f$  is increasing over the intervals  $(-\infty, 0)$  and  $(0, \frac{3}{2})$ , we can say that  $f$  is increasing over  $(-\infty, \frac{3}{2})$  despite the fact that  $f'(0) = 0$  within this interval. In this case, we can observe that any secant line connecting two points within this interval will have a positive slope.

**Quick Check 2**

**EXAMPLE 3** Find the relative extrema of the function  $f$  given by

$$f(x) = (x - 2)^{2/3} + 1.$$

Then sketch the graph.

**Solution** First, we determine the critical values. To do so, we find  $f'(x)$ :

$$\begin{aligned} f'(x) &= \frac{2}{3}(x - 2)^{-1/3} \\ &= \frac{2}{3\sqrt[3]{x - 2}}. \end{aligned}$$

Next, we find where  $f'(x)$  does not exist or where  $f'(x) = 0$ . Note that  $f'(x)$  does not exist at 2, although  $f(x)$  does. Thus, 2 is a critical value. Since the only way for a fraction to be 0 is if its numerator is 0, we see that  $f'(x) = 0$  has no solution. Thus, 2 is the only critical value. We use 2 to divide the  $x$ -axis into the intervals A, which is  $(-\infty, 2)$ , and B, which is  $(2, \infty)$ . Note that  $f(2) = (2 - 2)^{2/3} + 1 = 1$ .



To determine the sign of the derivative, we choose a test value in each interval and substitute each value into the derivative. We choose test values 0 and 3. It is not necessary to find an exact value of the derivative; we need only determine the sign. Sometimes we can do this by just examining the formula for the derivative:

A: Test 0,  $f'(0) = \frac{2}{3\sqrt[3]{0 - 2}} < 0$ ;

B: Test 3,  $f'(3) = \frac{2}{3\sqrt[3]{3 - 2}} > 0$ .

Interval		
Test Value	$x = 0$	$x = 3$
Sign of $f'(x)$	$f'(0) < 0$	$f'(3) > 0$
Result	$f$ is decreasing on $(-\infty, 2)$	$f$ is increasing on $(2, \infty)$

Change indicates a relative minimum.

**TECHNOLOGY CONNECTION**

**EXERCISES**

In Exercises 1 and 2, consider the function  $f$  given by

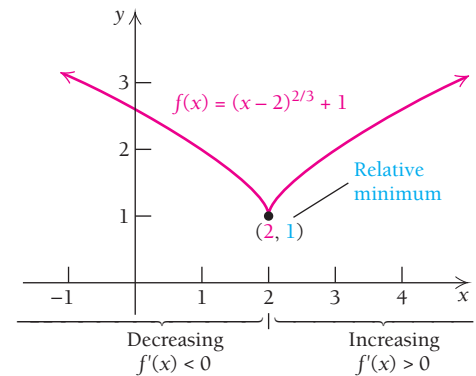
$$f(x) = 2 - (x - 1)^{2/3}.$$

1. Graph the function using the viewing window  $[-4, 6, -2, 4]$ .
2. Graph the first derivative. What happens to the graph of the derivative at the critical values?

Since we have a change from decreasing to increasing, we conclude from the First-Derivative Test that a relative minimum occurs at  $(2, f(2))$ , or  $(2, 1)$ . The graph has no tangent line at  $(2, 1)$  since  $f'(2)$  does not exist.

We use the information obtained to sketch the graph. Other function values are listed in the table.

$x$	$f(x)$ , approximately
-1	3.08
-0.5	2.84
0	2.59
0.5	2.31
1	2
1.5	1.63
2	1
2.5	1.63
3	2
3.5	2.31
4	2.59



### Quick Check 3

Find the relative extrema of the function  $g$  given by  $g(x) = 3 - x^{1/3}$ . Then sketch the graph.

We summarize the behavior of  $f$ :

- The function  $f$  is decreasing over the interval  $(-\infty, 2)$ .
- The function  $f$  has a relative minimum at the point  $(2, 1)$ .
- The function  $f$  is increasing over the interval  $(2, \infty)$ .

### Quick Check 3

## TECHNOLOGY CONNECTION

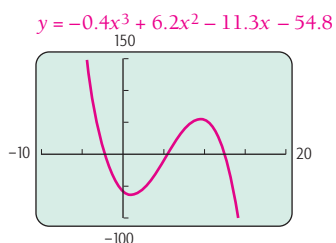


### Finding Relative Extrema

To explore some methods for approximating relative extrema, let's find the relative extrema of

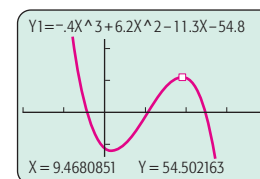
$$f(x) = -0.4x^3 + 6.2x^2 - 11.3x - 54.8.$$

We first graph the function, using a window that reveals the curvature.



### Method 1: TRACE

Beginning with the window shown at left, we press TRACE and move the cursor along the curve, noting where relative extrema might occur.

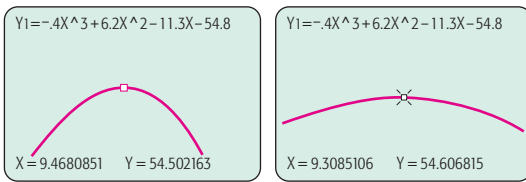


A relative maximum seems to be about  $y = 54.5$  at  $x = 9.47$ . We can refine the approximation by zooming in to obtain the following window. We press TRACE and move

(continued)

### Finding Relative Extrema (continued)

the cursor along the curve, again noting where the y-value is largest. The approximation is about  $y = 54.61$  at  $x = 9.31$ .



We can continue in this manner until the desired accuracy is achieved.

### Method 2: TABLE

We can also use the TABLE feature, adjusting starting points and step values to improve accuracy:

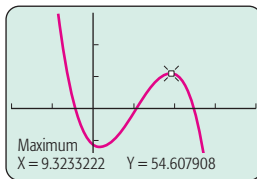
$$\text{TblStart} = 9.3 \quad \Delta\text{Tbl} = .01$$

X	Y1
9.3	54.605
9.31	54.607
9.32	54.608
9.33	54.608
9.34	54.607
9.35	54.604
9.36	54.601
X = 9.32	

The approximation seems to be nearly  $y = 54.61$  at an x-value between 9.32 and 9.33. We could next set up a new table showing function values between  $f(9.32)$  and  $f(9.33)$  to refine the approximation.

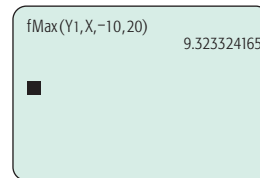
### Method 3: MAXIMUM, MINIMUM

Using the MAXIMUM option from the CALC menu, we find that a relative maximum of about 54.61 occurs at  $x \approx 9.32$ .

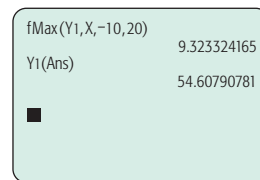


### Method 4: fMax or fMin

This feature calculates a relative maximum or minimum value over any specified closed interval. We see from the initial graph that a relative maximum occurs in the interval  $[-10, 20]$ . Using the fMax option from the MATH menu, we see that a relative maximum occurs on  $[-10, 20]$  when  $x \approx 9.32$ .

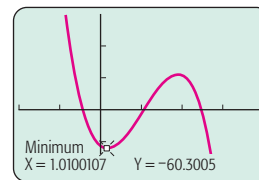


To obtain the maximum value, we evaluate the function at the given x-value, obtaining the following.



The approximation is about  $y = 54.61$  at  $x = 9.32$ .

Using any of these methods, we find the relative minimum to be about  $y = -60.30$  at  $x = 1.01$ .



### EXERCISE

- Using one of the methods just described, approximate the relative extrema of the function in Example 1.

## TECHNOLOGY CONNECTION



### Finding Relative Extrema with iPlot

We can use iPlot to graph a function and its derivative and then find relative extrema.

iPlot has the capability of graphing a function and its derivative on the same set of axes, though it does not give a formula for the derivative but merely draws the graph.

As an example, let's consider the function given by  $f(x) = x^3 - 3x + 4$ .

To graph a function and its derivative, first open the iPlot app on your iPhone or iPad. You will get a screen like the one in Fig. 1. Notice the four icons at the bottom. The Functions icon is highlighted. Press  $\boxed{+}$  in the upper right; then enter  $f(x) = x^3 - 3x + 4$  using the notation  $x^3-3*x+4$ . Press Done at the upper right and then Plot at the lower right (Fig. 2).

(continued)

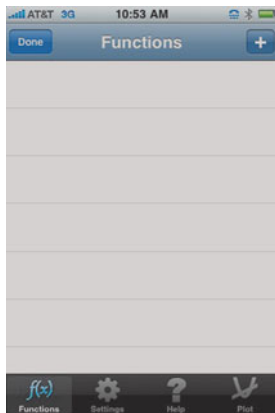


FIGURE 1



FIGURE 2

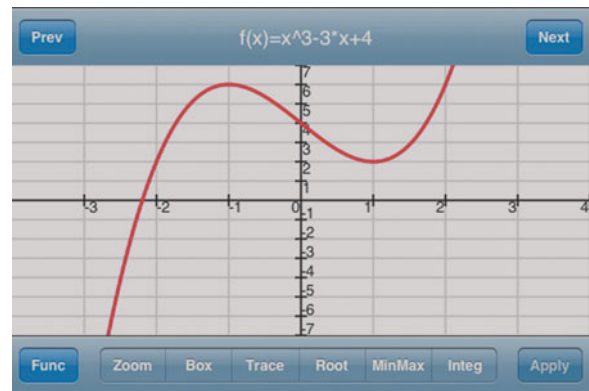


FIGURE 3



FIGURE 4

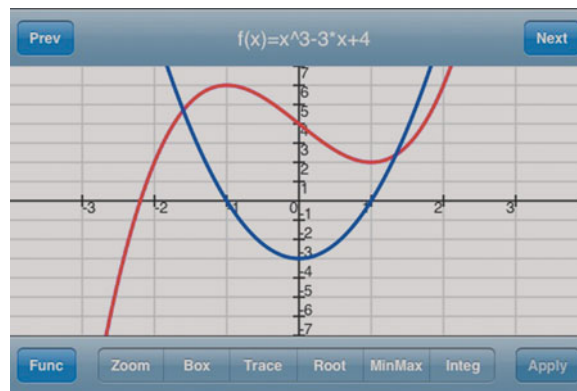


FIGURE 5

The graph of  $f(x) = x^3 - 3x + 4$  is shown in red in Fig. 3. To graph the derivative of  $f$ , first click on the Functions icon again, and then press  $\oplus$ . You will get the screen shown in Fig. 4.

Next, slide the Derivate button to the left. (“Derivate” means “Differentiate.”) Then enter the same function as before,  $x^3 - 3x + 4$ , and press Done.  $D(x^3 - 3x + 4)$  will appear in the second line. Press Plot, and you will see both functions plotted, as shown in Fig. 5. Look over the two graphs, and use Trace to find various function values. Press Prev to jump between the function and its derivative. Look for  $x$ -values where the derivative is 0. What happens at these

values of the original function? Examining the graphs in this way reveals that the graph of  $f(x) = x^3 - 3x + 4$  has a relative maximum point at  $(-1, 6)$  and a relative minimum point at  $(1, 2)$ .

iPlot has an additional feature that allows us to be more certain about these relative extrema. Go back to the original plot of  $f(x) = x^3 - 3x + 4$  (Fig. 3), and press Settings. Change the window to  $[-3, 3, 12, -10]$  to better see the graph. Press the MinMax button at the bottom. Touch the screen as closely as possible to what might be a relative extremum. See Figs. 6 and 7 for the relative maximum. The relative minimum can be found similarly.

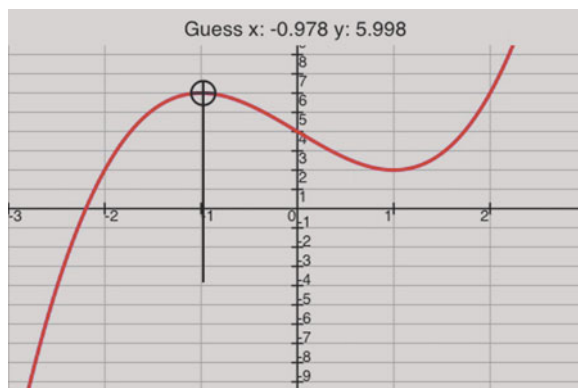


FIGURE 6

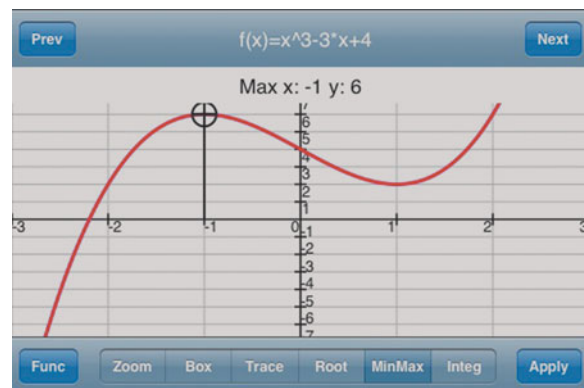


FIGURE 7

(continued)



## EXERCISES

For each function, use iPlot to create the graph and find the derivative. Then explore each graph to look for possible relative extrema. Use MinMax to determine the relative extrema.

1.  $f(x) = 2x^3 - x^4$

2.  $f(x) = x(200 - x)$

3.  $f(x) = x^3 - 6x^2$

4.  $f(x) = -4.32 + 1.44x + 3x^2 - x^3$

5.  $g(x) = x\sqrt{4 - x^2}$

6.  $g(x) = \frac{4x}{x^2 + 1}$

7.  $f(x) = \frac{x^2 - 3x}{x - 1}$

8.  $f(x) = |x + 2| - 3$

## Section Summary

- A function  $f$  is *increasing* over an interval  $I$  if, for all  $a$  and  $b$  in  $I$  such that  $a < b$ ,  $f(a) < f(b)$ . Equivalently, the slope of the secant line connecting  $a$  and  $b$  is positive:

$$\frac{f(b) - f(a)}{b - a} > 0.$$

- A function  $f$  is *decreasing* over an interval  $I$  if, for all  $a$  and  $b$  in  $I$  such that  $a < b$ ,  $f(a) > f(b)$ . Equivalently, the slope of the secant line connecting  $a$  and  $b$  is negative:

$$\frac{f(b) - f(a)}{b - a} < 0.$$

- Using the first derivative, a function is *increasing* over an open interval  $I$  if, for all  $x$  in  $I$ , the slope of the tangent line at  $x$  is positive; that is,  $f'(x) > 0$ . Similarly, a function is *decreasing* over an open interval  $I$  if, for all  $x$  in  $I$ , the slope of the tangent line is negative; that is,  $f'(x) < 0$ .

- A *critical value* is a number  $c$  in the domain of  $f$  such that  $f'(c) = 0$  or  $f'(c)$  does not exist. The point  $(c, f(c))$  is called a *critical point*.
- A relative maximum point is higher than all other points in some interval containing it. Similarly, a relative minimum point is lower than all other points in some interval containing it. The  $y$ -value of such a point is called a relative maximum (or minimum) *value* of the function.
- Minimum and maximum points are collectively called *extrema*.
- Critical values are candidates for possible relative extrema. The *First-Derivative Test* is used to classify a critical value as a relative minimum, a relative maximum, or neither.


## EXERCISE SET

## 2.1

Find the relative extrema of each function, if they exist. List each extremum along with the  $x$ -value at which it occurs. Then sketch a graph of the function.

- |   |                           |  |                                  |
|---|---------------------------|--|----------------------------------|
| 1. $f(x) = x^2 + 4x + 5$                  | 2. $f(x) = x^2 + 6x - 3$  | 16. $f(x) = 12 + 9x - 3x^2 - x^3$            |                                  |
| 3. $f(x) = 5 - x - x^2$                   | 4. $f(x) = 2 - 3x - 2x^2$ | 17. $g(x) = x^3 - x^4$                       | 18. $f(x) = x^4 - 2x^3$          |
| 5. $g(x) = 1 + 6x + 3x^2$                 |                           | 19. $f(x) = \frac{1}{3}x^3 - 2x^2 + 4x - 1$  |                                  |
| 6. $F(x) = 0.5x^2 + 2x - 11$              |                           | 20. $F(x) = -\frac{1}{3}x^3 + 3x^2 - 9x + 2$ |                                  |
| 7. $G(x) = x^3 - x^2 - x + 2$             |                           | 21. $g(x) = 2x^4 - 20x^2 + 18$               |                                  |
| 8. $g(x) = x^3 + \frac{1}{2}x^2 - 2x + 5$ |                           | 22. $f(x) = 3x^4 - 15x^2 + 12$               |                                  |
| 9. $f(x) = x^3 - 3x + 6$                  | 10. $f(x) = x^3 - 3x^2$   | 23. $F(x) = \sqrt[3]{x - 1}$                 | 24. $G(x) = \sqrt[3]{x + 2}$     |
| 11. $f(x) = 3x^2 + 2x^3$                  | 12. $f(x) = x^3 + 3x$     | 25. $f(x) = 1 - x^{2/3}$                     | 26. $f(x) = (x + 3)^{2/3} - 5$   |
| 13. $g(x) = 2x^3 - 16$                    | 14. $F(x) = 1 - x^3$      | 27. $G(x) = \frac{-8}{x^2 + 1}$              | 28. $F(x) = \frac{5}{x^2 + 1}$   |
| 15. $G(x) = x^3 - 6x^2 + 10$              |                           | 29. $g(x) = \frac{4x}{x^2 + 1}$              | 30. $g(x) = \frac{x^2}{x^2 + 1}$ |

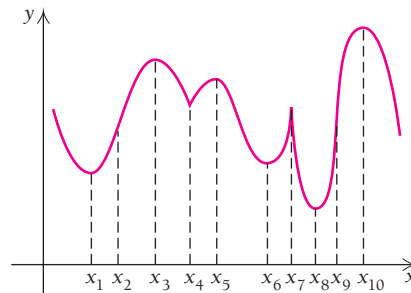
31.  $f(x) = \sqrt[3]{x}$                       32.  $f(x) = (x + 1)^{1/3}$   
 33.  $g(x) = \sqrt{x^2 + 2x + 5}$       34.  $F(x) = \frac{1}{\sqrt{x^2 + 1}}$

 35–68. Check the results of Exercises 1–34 using a calculator.

For Exercises 69–84, draw a graph to match the description given. Answers will vary.

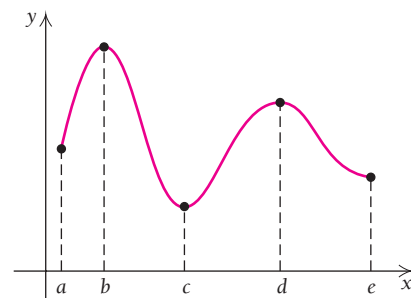
- 69.  $f(x)$  is increasing over  $(-\infty, 2)$  and decreasing over  $(2, \infty)$ .
- 70.  $g(x)$  is decreasing over  $(-\infty, -3)$  and increasing over  $(-3, \infty)$ .
- 71.  $G(x)$  is decreasing over  $(-\infty, 4)$  and  $(9, \infty)$  and increasing over  $(4, 9)$ .
- 72.  $F(x)$  is increasing over  $(-\infty, 5)$  and  $(12, \infty)$  and decreasing over  $(5, 12)$ .
- 73.  $g(x)$  has a positive derivative over  $(-\infty, -3)$  and a negative derivative over  $(-3, \infty)$ .
- 74.  $f(x)$  has a negative derivative over  $(-\infty, 1)$  and a positive derivative over  $(1, \infty)$ .
- 75.  $F(x)$  has a negative derivative over  $(-\infty, 2)$  and  $(5, 9)$  and a positive derivative over  $(2, 5)$  and  $(9, \infty)$ .
- 76.  $G(x)$  has a positive derivative over  $(-\infty, -2)$  and  $(4, 7)$  and a negative derivative over  $(-2, 4)$  and  $(7, \infty)$ .
- 77.  $f(x)$  has a positive derivative over  $(-\infty, 3)$  and  $(3, 9)$ , a negative derivative over  $(9, \infty)$ , and a derivative equal to 0 at  $x = 3$ .
- 78.  $g(x)$  has a negative derivative over  $(-\infty, 5)$  and  $(5, 8)$ , a positive derivative over  $(8, \infty)$ , and a derivative equal to 0 at  $x = 5$ .
- 79.  $F(x)$  has a negative derivative over  $(-\infty, -1)$  and a positive derivative over  $(-1, \infty)$ , and  $F'(-1)$  does not exist.
- 80.  $G(x)$  has a positive derivative over  $(-\infty, 0)$  and  $(3, \infty)$  and a negative derivative over  $(0, 3)$ , but neither  $G'(0)$  nor  $G'(3)$  exists.
- 81.  $f(x)$  has a negative derivative over  $(-\infty, -2)$  and  $(1, \infty)$  and a positive derivative over  $(-2, 1)$ , and  $f'(-2) = 0$ , but  $f'(1)$  does not exist.
- 82.  $g(x)$  has a positive derivative over  $(-\infty, -3)$  and  $(0, 3)$ , a negative derivative over  $(-3, 0)$  and  $(3, \infty)$ , and a derivative equal to 0 at  $x = -3$  and  $x = 3$ , but  $g'(0)$  does not exist.
- 83.  $H(x)$  is increasing over  $(-\infty, \infty)$ , but the derivative does not exist at  $x = 1$ .
- 84.  $K(x)$  is decreasing over  $(-\infty, \infty)$ , but the derivative does not exist at  $x = 0$  and  $x = 2$ .

 85. Consider this graph.



Explain the idea of a critical value. Then determine which  $x$ -values are critical values, and state why.

 86. Consider this graph.



Using the graph and the intervals noted, explain how to relate the concept of the function being increasing or decreasing to the first derivative.

### APPLICATIONS

#### Business and Economics

87. **Employment.** According to the U.S. Bureau of Labor Statistics, the number of professional services employees fluctuated during the period 2000–2009, as modeled by  $E(t) = -28.31t^3 + 381.86t^2 - 1162.07t + 16,905.87$ , where  $t$  is the number of years since 2000 ( $t = 0$  corresponds to 2000) and  $E$  is thousands of employees. (Source: [www.data.bls.gov](http://www.data.bls.gov).) Find the relative extrema of this function, and sketch the graph. Interpret the meaning of the relative extrema.

88. **Advertising.** Brody Electronics estimates that it will sell  $N$  units of a new toy after spending  $a$  thousands of dollars on advertising, where  $N(a) = -a^2 + 300a + 6$ ,  $0 \leq a \leq 300$ . Find the relative extrema and sketch a graph of the function.

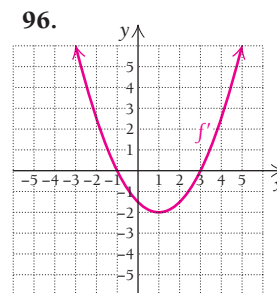
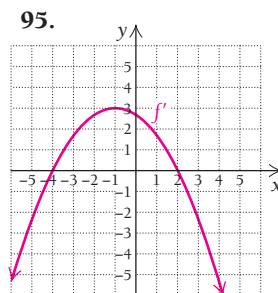
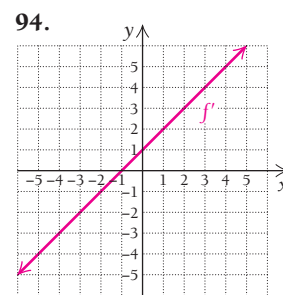
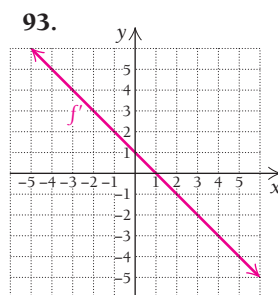

#### Life and Physical Sciences

89. **Temperature during an illness.** The temperature of a person during an intestinal illness is given by  $T(t) = -0.1t^2 + 1.2t + 98.6$ ,  $0 \leq t \leq 12$ , where  $T$  is the temperature ( $^{\circ}\text{F}$ ) at time  $t$ , in days. Find the relative extrema and sketch a graph of the function.

90. **Solar eclipse.** On January 15, 2010, the longest annular solar eclipse until 3040 occurred over Africa and the Indian Ocean (in an annular eclipse, the sun is partially obscured by the moon and looks like a ring). The path of the full eclipse on the earth's surface is modeled by

$$f(x) = 0.0125x^2 - 1.157x + 22.864, \quad 15 < x < 90,$$

where  $x$  is the number of degrees of longitude east of the prime meridian and  $f(x)$  is the number of degrees of latitude north (positive) or south (negative) of the equator. (Source: NASA.) Find the longitude and latitude of the southernmost point at which the full eclipse could be viewed.



**TECHNOLOGY CONNECTION**



Graph each function. Then estimate any relative extrema.

97.  $f(x) = -x^6 - 4x^5 + 54x^4 + 160x^3 - 641x^2 - 828x + 1200$

98.  $f(x) = x^4 + 4x^3 - 36x^2 - 160x + 400$

99.  $f(x) = \sqrt[3]{|4 - x^2|} + 1$     100.  $f(x) = x\sqrt{9 - x^2}$

Use your calculator's absolute-value feature to graph the following functions and determine relative extrema and intervals over which the function is increasing or decreasing. State the  $x$ -values at which the derivative does not exist.

101.  $f(x) = |x - 2|$

102.  $f(x) = |2x - 5|$

103.  $f(x) = |x^2 - 1|$

104.  $f(x) = |x^2 - 3x + 2|$

105.  $f(x) = |9 - x^2|$

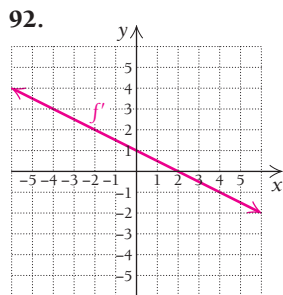
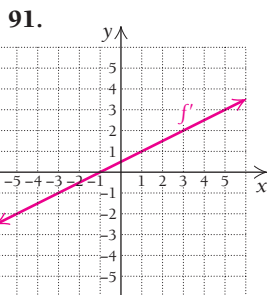
106.  $f(x) = |-x^2 + 4x - 4|$

107.  $f(x) = |x^3 - 1|$

108.  $f(x) = |x^4 - 2x^2|$

**SYNTHESIS**

In Exercises 91–96, the graph of a derivative  $f'$  is shown. Use the information in each graph to determine where  $f$  is increasing or decreasing and the  $x$ -values of any extrema. Then sketch a possible graph of  $f$ .



**Life science: caloric intake and life expectancy.** The data in the following table give, for various countries, daily caloric intake, projected life expectancy, and infant mortality. Use the data for Exercises 109 and 110.

Country	Daily Caloric Intake	Life Expectancy at Birth (in years)	Infant Mortality (number of deaths before age 1 per 1000 births)
Argentina	3004	77	13
Australia	3057	82	5
Bolivia	2175	67	46
Canada	3557	81	5
Dominican Republic	2298	74	30
Germany	3491	79	4
Haiti	1835	61	62
Mexico	3265	76	17
United States	3826	78	6
Venezuela	2453	74	17

(Source: U.N. FAO Statistical Yearbook, 2009.)

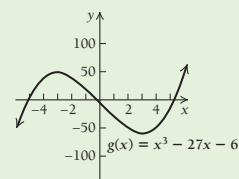
- 109. Life expectancy and daily caloric intake.**
- a) Use the regression procedures of Section R.6 to fit a cubic function  $y = f(x)$  to the data in the table, where  $x$  is daily caloric intake and  $y$  is life expectancy. Then fit a quartic function and decide which fits best. Explain.
  - b) What is the domain of the function?
  - c) Does the function have any relative extrema? Explain.

- 110. Infant mortality and daily caloric intake.**
- a) Use the regression procedures of Section R.6 to fit a cubic function  $y = f(x)$  to the data in the table, where  $x$  is daily caloric intake and  $y$  is infant mortality. Then fit a quartic function and decide which fits best. Explain.
  - b) What is the domain of the function?
  - c) Does the function have any relative extrema? Explain.

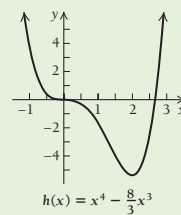
- 111.** Describe a procedure that can be used to select an appropriate viewing window for the functions given in (a) Exercises 1–16 and (b) Exercises 97–100.

**Answers to Quick Checks**

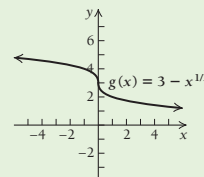
1. Relative maximum at  $(-3, 48)$ , relative minimum at  $(3, -60)$



2. Relative minimum at  $(2, -\frac{16}{3})$



3. There are no extrema.



## 2.2

## OBJECTIVES

- Classify the relative extrema of a function using the Second-Derivative Test.
- Sketch the graph of a continuous function.

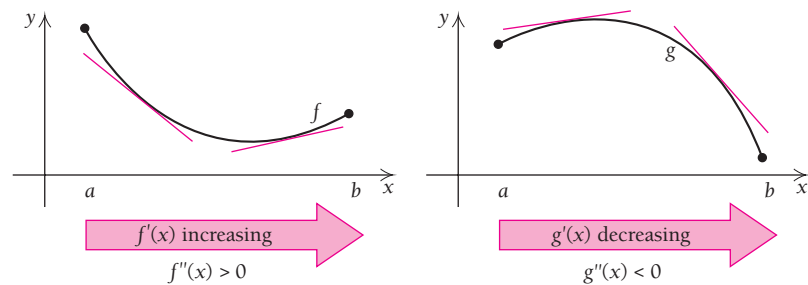
## Using Second Derivatives to Find Maximum and Minimum Values and Sketch Graphs

The “turning” behavior of a graph is called its *concavity*. The second derivative plays a pivotal role in analyzing the concavity of a function’s graph.

### Concavity: Increasing and Decreasing Derivatives

The graphs of two functions are shown below. The graph of  $f$  is turning up and the graph of  $g$  is turning down. Let’s see if we can relate these observations to the functions’ derivatives.

Consider first the graph of  $f$ . Take a ruler, or straightedge, and draw tangent lines as you move along the curve from left to right. What happens to the slopes of the tangent lines? Do the same for the graph of  $g$ . Look at the curvature and decide whether you see a pattern.



For the graph of  $f$ , the slopes of the tangent lines are increasing. That is,  $f'$  is increasing over the interval. This can be determined by noting that  $f''(x)$  is positive, since the relationship between  $f'$  and  $f''$  is like the relationship between  $f$  and  $f'$ . Note also that all the tangent lines for  $f$  are below the graph. For the graph of  $g$ , the slopes are decreasing. This can be determined by noting that  $g'$  is decreasing whenever  $g''(x)$  is negative. For  $g$ , all tangent lines are above the graph.

#### DEFINITION

Suppose that  $f$  is a function whose derivative  $f'$  exists at every point in an open interval  $I$ . Then

$f$  is concave up on  $I$  if  
 $f'$  is increasing over  $I$ .



$f$  is concave down on  $I$  if  
 $f'$  is decreasing over  $I$ .







The following theorem states how the concavity of a function’s graph and the second derivative of the function are related.

#### THEOREM 4 A Test for Concavity

1. If  $f''(x) > 0$  on an interval  $I$ , then the graph of  $f$  is concave up.  
( $f'$  is increasing, so  $f$  is turning up on  $I$ .)
2. If  $f''(x) < 0$  on an interval  $I$ , then the graph of  $f$  is concave down.  
( $f'$  is decreasing, so  $f$  is turning down on  $I$ .)

Keep in mind that a function can be decreasing and concave up, decreasing and concave down, increasing and concave up, or increasing and concave down. That is, *concavity* and *increasing/decreasing* are independent concepts. It is the increasing or decreasing aspect of the *derivative* that tells us about the function's concavity.

	$f'(x) < 0$	$f'(x) > 0$
$f''(x) < 0$	 <p>Concave down, Decreasing</p>	 <p>Concave down, Increasing</p>
$f''(x) > 0$	 <p>Concave up, Decreasing</p>	 <p>Concave up, Increasing</p>

### TECHNOLOGY CONNECTION



#### Exploratory

Graph the function

$$f(x) = -\frac{1}{3}x^3 + 6x^2 - 11x - 50$$

and its second derivative,

$$f''(x) = -2x + 12,$$

using the viewing window  $[-10, 25, -100, 150]$ , with Xscl = 5 and Yscl = 25.

- Over what intervals is the graph of  $f$  concave up?
- Over what intervals is the graph of  $f$  concave down?
- Over what intervals is the graph of  $f''$  positive?
- Over what intervals is the graph of  $f''$  negative?

What can you conjecture?

Now graph the first derivative

$$f'(x) = -x^2 + 12x - 11$$

and the second derivative

$$f''(x) = -2x + 12$$

using the viewing window  $[-10, 25, -200, 50]$ , with Xscl = 5 and Yscl = 25.

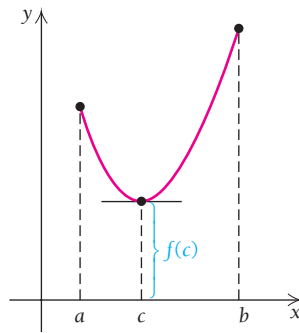
- Over what intervals is the first derivative  $f'$  increasing?
- Over what intervals is the first derivative  $f'$  decreasing?
- Over what intervals is the graph of  $f''$  positive?
- Over what intervals is the graph of  $f''$  negative?

What can you conjecture?

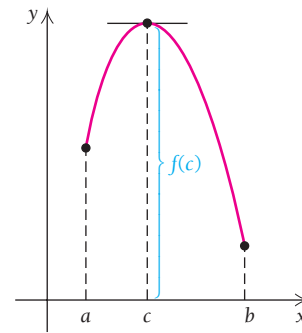
## Classifying Relative Extrema Using Second Derivatives

Let's see how we can use second derivatives to determine whether a function has a relative extremum on an open interval.

The following graphs show both types of concavity at a critical value (where  $f'(c) = 0$ ). When the second derivative is positive (graph is concave up) at the critical value, the critical point is a relative minimum point, and when the second derivative is negative (graph is concave down), the critical point is a relative maximum point.



$f'(c) = 0$ ,  
 $f''(c) > 0$ ,  
 The graph is concave up around  $c$ .  
 Therefore,  $f(c)$  is a relative minimum.



$f'(c) = 0$ ,  
 $f''(c) < 0$ ,  
 The graph is concave down around  $c$ .  
 Therefore,  $f(c)$  is a relative maximum.

This analysis is summarized in Theorem 5:

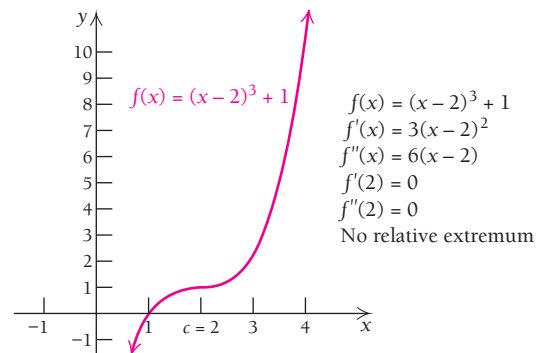
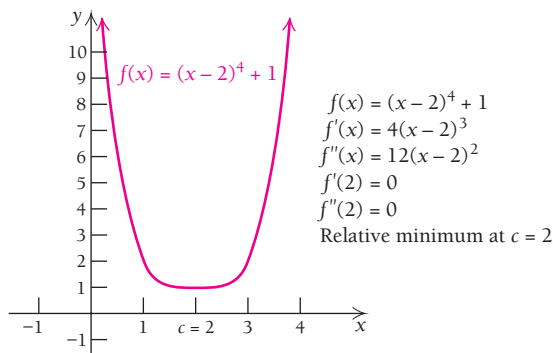
**THEOREM 5** The Second-Derivative Test for Relative Extrema

Suppose that  $f$  is differentiable for every  $x$  in an open interval  $(a, b)$  and that there is a critical value  $c$  in  $(a, b)$  for which  $f'(c) = 0$ . Then:

1.  $f(c)$  is a relative minimum if  $f''(c) > 0$ .
2.  $f(c)$  is a relative maximum if  $f''(c) < 0$ .

For  $f''(c) = 0$ , the First-Derivative Test can be used to determine whether  $f(x)$  is a relative extremum.

Consider the following graphs. In each one,  $f'$  and  $f''$  are both 0 at  $c = 2$ , but the first function has an extremum and the second function does not. When  $c$  is a critical value and  $f''(c) = 0$ , an extremum may or may not exist at  $c$ . Note too that if  $f'(c)$  does not exist and  $c$  is a critical value, then  $f''(c)$  also does not exist. Again, an approach other than the Second-Derivative Test must be used to determine whether  $f(c)$  is an extremum.



The second derivative is used to help identify extrema and determine the overall behavior of a graph, as we see in the following examples.

**EXAMPLE 1** Find the relative extrema of the function  $f$  given by

$$f(x) = x^3 + 3x^2 - 9x - 13,$$

and sketch the graph.

**Solution** To find any critical values, we determine  $f'(x)$ . To determine whether any critical values lead to extrema, we also find  $f''(x)$ :

$$f'(x) = 3x^2 + 6x - 9,$$

$$f''(x) = 6x + 6.$$

Then we solve  $f'(x) = 0$ :

$$3x^2 + 6x - 9 = 0$$

$$x^2 + 2x - 3 = 0 \quad \text{Dividing both sides by 3}$$

$$(x + 3)(x - 1) = 0 \quad \text{Factoring}$$

$$x + 3 = 0 \quad \text{or} \quad x - 1 = 0 \quad \text{Using the Principle of Zero Products}$$

$$x = -3 \quad \text{or} \quad x = 1.$$

We next find second coordinates by substituting the critical values in the original function:

$$f(-3) = (-3)^3 + 3(-3)^2 - 9(-3) - 13 = 14;$$

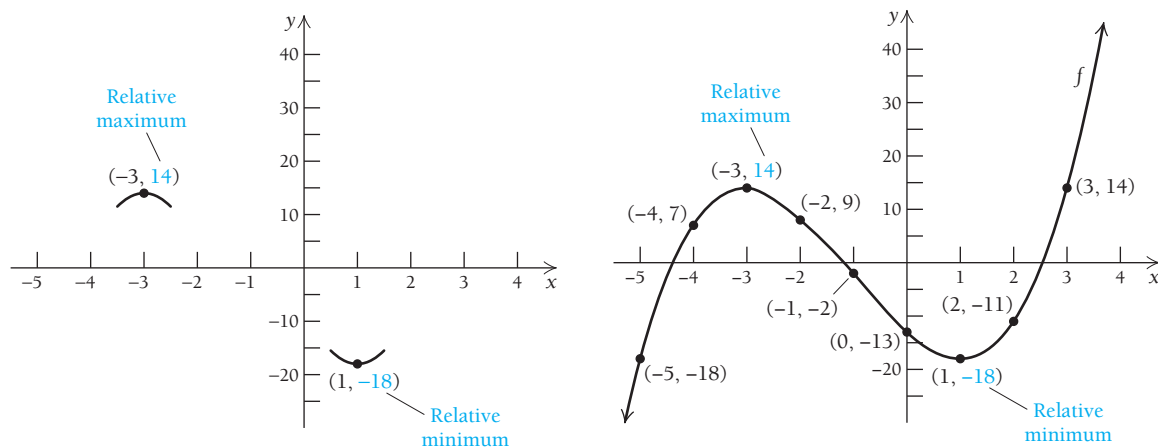
$$f(1) = (1)^3 + 3(1)^2 - 9(1) - 13 = -18.$$

Are the points  $(-3, 14)$  and  $(1, -18)$  relative extrema? Let's look at the second derivative. We use the Second-Derivative Test with the critical values  $-3$  and  $1$ :

$$f''(-3) = 6(-3) + 6 = -12 < 0; \rightarrow \text{Relative maximum}$$

$$f''(1) = 6(1) + 6 = 12 > 0. \rightarrow \text{Relative minimum}$$

Thus,  $f(-3) = 14$  is a relative maximum and  $f(1) = -18$  is a relative minimum. We plot both  $(-3, 14)$  and  $(1, -18)$ , including short arcs at each point to indicate the graph's concavity. Then, by calculating and plotting a few more points, we can make a sketch, as shown below.



**EXAMPLE 2** Find the relative extrema of the function  $f$  given by

$$f(x) = 3x^5 - 20x^3,$$

and sketch the graph.

### TECHNOLOGY CONNECTION

#### Exploratory

Consider the function given by

$$y = x^3 - 3x^2 - 9x - 1.$$

Use a graph to estimate the relative extrema. Then find the first and second derivatives. Graph both in the same window. Use the ZERO feature to determine where the first derivative is zero. Verify that relative extrema occur at those  $x$ -values by checking the sign of the second derivative. Then check your work using the approach of Example 1.



**Solution** We find both the first and second derivatives:

$$f'(x) = 15x^4 - 60x^2,$$

$$f''(x) = 60x^3 - 120x.$$

Then we solve  $f'(x) = 0$  to find any critical values:

$$15x^4 - 60x^2 = 0$$

$$15x^2(x^2 - 4) = 0$$

$$15x^2(x + 2)(x - 2) = 0$$

$$15x^2 = 0 \quad \text{or} \quad x + 2 = 0 \quad \text{or} \quad x - 2 = 0$$

$$x = 0 \quad \text{or} \quad x = -2 \quad \text{or} \quad x = 2.$$

Factoring  
Using the Principle of Zero Products

We next find second coordinates by substituting in the original function:

$$f(-2) = 3(-2)^5 - 20(-2)^3 = 64;$$

$$f(0) = 3(0)^5 - 20(0)^3 = 0.$$

$$f(2) = 3(2)^5 - 20(2)^3 = -64;$$

All three of these  $y$ -values are candidates for relative extrema.

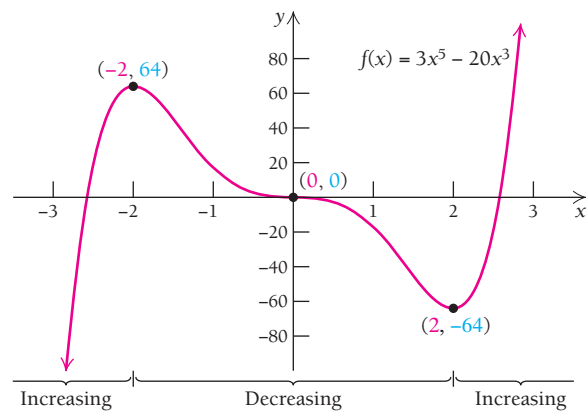
We now use the Second-Derivative Test with the numbers  $-2$ ,  $2$ , and  $0$ :

$$f''(-2) = 60(-2)^3 - 120(-2) = -240 < 0; \rightarrow \text{Relative maximum}$$

$$f''(0) = 60(0)^3 - 120(0) = 0. \rightarrow \text{The Second-Derivative Test fails. Use the First-Derivative Test.}$$

$$f''(2) = 60(2)^3 - 120(2) = 240 > 0; \rightarrow \text{Relative minimum}$$

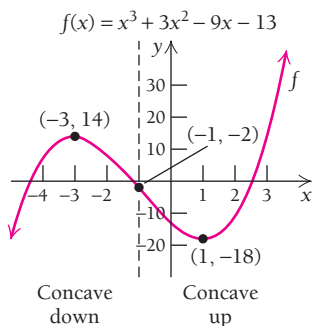
Thus,  $f(-2) = 64$  is a relative maximum, and  $f(2) = -64$  is a relative minimum. Since  $f'(-1) < 0$  and  $f'(1) < 0$ , we know that  $f$  is decreasing on both  $(-2, 0)$  and  $(0, 2)$ . Thus, we know by the First-Derivative Test that  $f$  has no relative extremum at  $(0, 0)$ . We complete the graph, plotting other points as needed. The extrema are shown in the graph at right.



► **Quick Check 1**

Find the relative extrema of the function  $g$  given by  $g(x) = 10x^3 - 6x^5$ , and sketch the graph.

◀ **Quick Check 1**



**Points of Inflection**

Look again at the graphs in Examples 1 and 2. The concavity changes from down to up at the point  $(-1, -2)$  in Example 1, and the concavity changes from up to down at the point  $(0, 0)$  in Example 2. (In fact, the graph in Example 2 has other points where the concavity changes direction. This is addressed in Example 3.)

A **point of inflection**, or an **inflection point**, is a point across which the direction of concavity changes. For example, in Figs. 1–3, point  $P$  is an inflection point. The figures display the sign of  $f''(x)$  to indicate the concavity on either side of  $P$ .

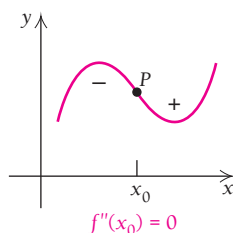


FIGURE 1

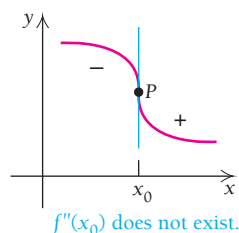


FIGURE 2

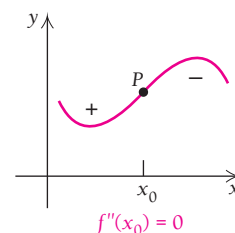


FIGURE 3

As we move to the right along each curve, the concavity changes at  $P$ . Since, as we move through  $P$ , the sign of  $f''(x)$  changes, either the value of  $f''(x_0)$  at  $P$  must be 0, as in Figs. 1 and 3, or  $f''(x_0)$  must not exist, as in Fig. 2.

### THEOREM 6 Finding Points of Inflection

If a function  $f$  has a point of inflection, it must occur at a point  $x_0$ , where

$$f''(x_0) = 0 \quad \text{or} \quad f''(x_0) \text{ does not exist.}$$

The converse of Theorem 6 is not necessarily true. That is, if  $f''(x_0)$  is 0 or does not exist, then there is not necessarily a point of inflection at  $x_0$ . There must be a change in the direction of concavity on either side of  $x_0$  for  $(x_0, f(x_0))$  to be a point of inflection. For example, for  $f(x) = (x - 2)^4 + 1$  (see the graph on p. 218), we have  $f''(2) = 0$ , but  $(2, f(2))$  is not a point of inflection since the graph of  $f$  is concave up to the left and to the right of  $x = 2$ .

To find candidates for points of inflection, we look for numbers  $x_0$  for which  $f''(x_0) = 0$  or for which  $f''(x_0)$  does not exist. Then, if  $f''(x)$  changes sign as  $x$  moves through  $x_0$  (see Figs. 1–3), we have a point of inflection at  $x_0$ .

Theorem 6, about points of inflection, is completely analogous to Theorem 2 about relative extrema. Theorem 2 tells us that relative extrema occur when  $f'(x) = 0$  or  $f'(x)$  does not exist. Theorem 6 tells us that points of inflection occur when  $f''(x) = 0$  or  $f''(x)$  does not exist.

■ **EXAMPLE 3** Use the second derivative to determine the point(s) of inflection for the function in Example 2.

**Solution** The function is  $f(x) = 3x^5 - 20x^3$ , and its second derivative is  $f''(x) = 60x^3 - 120x$ . We set the second derivative equal to 0 and solve for  $x$ :

$$\begin{aligned} 60x^3 - 120x &= 0 \\ 60x(x^2 - 2) &= 0 && \text{Factoring out } 60x \\ 60x(x + \sqrt{2})(x - \sqrt{2}) &= 0 && \text{Factoring } x^2 - 2 \text{ as a difference of squares} \\ x = 0 \quad \text{or} \quad x = -\sqrt{2} \quad \text{or} \quad x = \sqrt{2}. &&& \text{Using the Principle of Zero Products} \end{aligned}$$

Next, we check the sign of  $f''(x)$  over the intervals bounded by these three  $x$ -values. We are looking for a change in sign from one interval to the next:

Interval	$x < -\sqrt{2}$	$-\sqrt{2} < x < 0$	$0 < x < \sqrt{2}$	$x > \sqrt{2}$
Test Value	$x = -2$	$x = -1$	$x = 1$	$x = 2$
Sign of $f''(x)$	$f''(-2) < 0$	$f''(-1) > 0$	$f''(1) < 0$	$f''(2) > 0$
Result	Concave down	Concave up	Concave down	Concave up

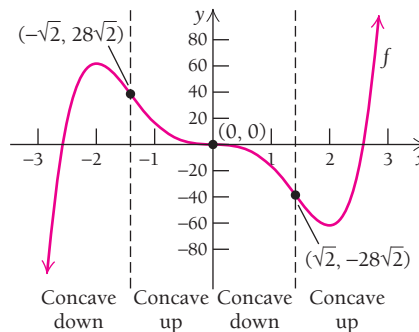
The graph changes from concave down to concave up at  $x = -\sqrt{2}$ , from concave up to concave down at  $x = 0$ , and from concave down to concave up at  $x = \sqrt{2}$ . Therefore,  $(-\sqrt{2}, f(-\sqrt{2}))$ ,  $(0, f(0))$ , and  $(\sqrt{2}, f(\sqrt{2}))$  are points of inflection. Since

$$f(-\sqrt{2}) = 3(-\sqrt{2})^5 - 20(-\sqrt{2})^3 = 28\sqrt{2},$$

$$f(0) = 3(0)^5 - 20(0)^3 = 0,$$

and  $f(\sqrt{2}) = 3(\sqrt{2})^5 - 20(\sqrt{2})^3 = -28\sqrt{2},$

these points are  $(-\sqrt{2}, 28\sqrt{2})$ ,  $(0, 0)$ , and  $(\sqrt{2}, -28\sqrt{2})$ , shown in the graph below.



### Quick Check 2

Determine the points of inflection for the function given by  $g(x) = 10x^3 - 6x^5$ .

### Quick Check 2

## Curve Sketching

The first and second derivatives enhance our ability to sketch curves. We use the following strategy:

### Strategy for Sketching Graphs\*

- Derivatives and domain.** Find  $f'(x)$  and  $f''(x)$ . Note the domain of  $f$ .
- Critical values of  $f$ .** Find the critical values by solving  $f'(x) = 0$  and finding where  $f'(x)$  does not exist. These numbers yield candidates for relative maxima or minima. Find the function values at these points.
- Increasing and/or decreasing; relative extrema.** Substitute each critical value,  $x_0$ , from step (b) into  $f''(x)$ . If  $f''(x_0) < 0$ , then  $f(x_0)$  is a relative maximum and  $f$  is increasing to the left of  $x_0$  and decreasing to the right. If  $f''(x_0) > 0$ , then  $f(x_0)$  is a relative minimum and  $f$  is decreasing to the left of  $x_0$  and increasing to the right.
- Inflection points.** Determine candidates for inflection points by finding where  $f''(x) = 0$  or where  $f''(x)$  does not exist. Find the function values at these points.
- Concavity.** Use the candidates for inflection points from step (d) to define intervals. Substitute test values into  $f''(x)$  to determine where the graph is concave up ( $f''(x) > 0$ ) and where it is concave down ( $f''(x) < 0$ ).
- Sketch the graph.** Sketch the graph using the information from steps (a)–(e), calculating and plotting extra points as needed.

\*This strategy is refined further, for rational functions, in Section 2.3.

The examples that follow apply this step-by-step strategy to sketch the graphs of several functions.

**EXAMPLE 4** Find the relative extrema of the function  $f$  given by

$$f(x) = x^3 - 3x + 2,$$

and sketch the graph.

**Solution**

**a) Derivatives and domain.** Find  $f'(x)$  and  $f''(x)$ :

$$f'(x) = 3x^2 - 3,$$

$$f''(x) = 6x.$$

The domain of  $f$  (and of any polynomial function) is  $(-\infty, \infty)$ , or the set of all real numbers, which is also written as  $\mathbb{R}$ .

**b) Critical values of  $f$ .** Find the critical values by determining where  $f'(x)$  does not exist and by solving  $f'(x) = 0$ . We know that  $f'(x) = 3x^2 - 3$  exists for all values of  $x$ , so the only critical values are where  $f'(x)$  is 0:

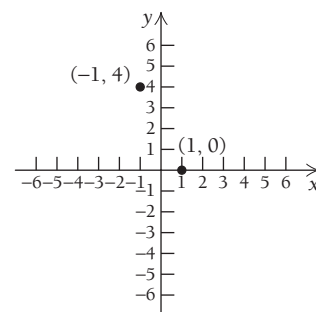
$$3x^2 - 3 = 0 \quad \text{Setting } f'(x) \text{ equal to 0}$$

$$3x^2 = 3$$

$$x^2 = 1$$

$$x = \pm 1.$$

We have  $f(-1) = 4$  and  $f(1) = 0$ , so  $(-1, 4)$  and  $(1, 0)$  are on the graph.



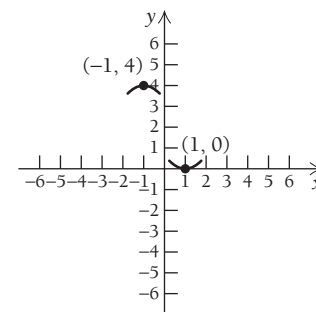
**c) Increasing and/or decreasing; relative extrema.** Substitute the critical values into  $f''(x)$ :

$$f''(-1) = 6(-1) = -6 < 0,$$

so  $f(-1) = 4$  is a relative maximum, with  $f$  increasing on  $(-\infty, -1)$  and decreasing on  $(-1, 1)$ .

$$f''(1) = 6 \cdot 1 = 6 > 0,$$

so  $f(1) = 0$  is a relative minimum, with  $f$  decreasing on  $(-1, 1)$  and increasing on  $(1, \infty)$ .

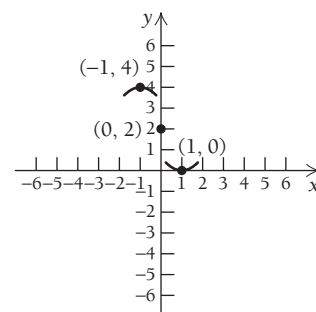


**d) Inflection points.** Find possible inflection points by finding where  $f''(x)$  does not exist and by solving  $f''(x) = 0$ . We know that  $f''(x) = 6x$  exists for all values of  $x$ , so we try to solve  $f''(x) = 0$ :

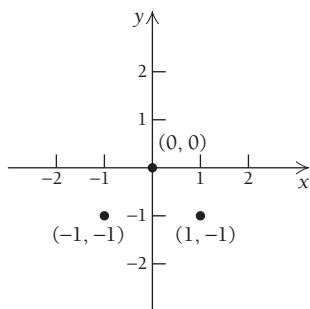
$$6x = 0 \quad \text{Setting } f''(x) \text{ equal to 0}$$

$$x = 0. \quad \text{Dividing both sides by 6}$$

We have  $f(0) = 2$ , which gives us another point,  $(0, 2)$ , that lies on the graph.







- b) Critical values.** Since  $f'(x) = 4x^3 - 4x$  exists for all values of  $x$ , the only critical values are where  $f'(x) = 0$ :

$$\begin{aligned} 4x^3 - 4x &= 0 && \text{Setting } f'(x) \text{ equal to } 0 \\ 4x(x^2 - 1) &= 0 \\ 4x &= 0 && \text{or } x^2 - 1 = 0 \\ x &= 0 && \text{or } x^2 = 1 \\ &&& x = \pm 1. \end{aligned}$$

We have  $f(0) = 0$ ,  $f(-1) = -1$ , and  $f(1) = -1$ , which gives the points  $(0, 0)$ ,  $(-1, -1)$ , and  $(1, -1)$  on the graph.

- c) Increasing and/or decreasing; relative extrema.** Substitute the critical values into  $f''(x)$ :

$$f''(0) = 12 \cdot 0^2 - 4 = -4 < 0,$$

so  $f(0) = 0$  is a relative maximum, with  $f$  increasing on  $(-1, 0)$  and decreasing on  $(0, 1)$ .

$$f''(-1) = 12(-1)^2 - 4 = 8 > 0,$$

so  $f(-1) = -1$  is a relative minimum, with  $f$  decreasing on  $(-\infty, -1)$  and increasing on  $(-1, 0)$ .

$$f''(1) = 12 \cdot 1^2 - 4 = 8 > 0,$$

so  $f(1) = -1$  is also a relative minimum, with  $f$  decreasing on  $(0, 1)$  and increasing on  $(1, \infty)$ .

- d) Inflection points.** Find where  $f''(x)$  does not exist and where  $f''(x) = 0$ . Since  $f''(x)$  exists for all real numbers, we just solve  $f''(x) = 0$ :

$$\begin{aligned} 12x^2 - 4 &= 0 && \text{Setting } f''(x) \text{ equal to } 0 \\ 4(3x^2 - 1) &= 0 \\ 3x^2 - 1 &= 0 \\ 3x^2 &= 1 \\ x^2 &= \frac{1}{3} \\ x &= \pm\sqrt{\frac{1}{3}} \\ &= \pm\frac{1}{\sqrt{3}}. \end{aligned}$$

We have

$$\begin{aligned} f\left(\frac{1}{\sqrt{3}}\right) &= \left(\frac{1}{\sqrt{3}}\right)^4 - 2\left(\frac{1}{\sqrt{3}}\right)^2 \\ &= \frac{1}{9} - \frac{2}{3} = -\frac{5}{9} \end{aligned}$$

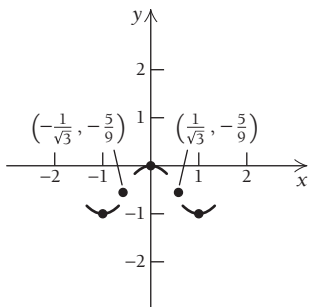
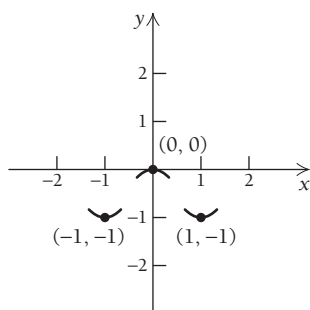
and

$$f\left(-\frac{1}{\sqrt{3}}\right) = -\frac{5}{9}.$$

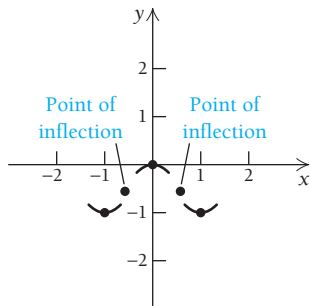
These values give

$$\left(-\frac{1}{\sqrt{3}}, -\frac{5}{9}\right) \text{ and } \left(\frac{1}{\sqrt{3}}, -\frac{5}{9}\right)$$

as possible inflection points.



- e) *Concavity.* Find the intervals on which  $f$  is concave up or concave down, using the points  $(-\frac{1}{\sqrt{3}}, -\frac{5}{9})$  and  $(\frac{1}{\sqrt{3}}, -\frac{5}{9})$ , from step (d). From step (c), we can conclude that  $f$  is concave up over the intervals  $(-\infty, -1/\sqrt{3})$  and  $(1/\sqrt{3}, \infty)$  and concave down over the interval  $(-1/\sqrt{3}, 1/\sqrt{3})$ .



Interval	$x < -1/\sqrt{3}$	$-1/\sqrt{3} < x < 1/\sqrt{3}$	$x > 1/\sqrt{3}$
Test Value	$x = -1$	$x = 0$	$x = 1$
Sign of $f''(x)$	$f''(-1) > 0$	$f''(0) < 0$	$f''(1) > 0$
Result	$f'$ is increasing; $f$ is concave up.	$f'$ is decreasing; $f$ is concave down.	$f'$ is increasing; $f$ is concave up.

Change indicates a point of inflection.
Change indicates a point of inflection.

**TECHNOLOGY CONNECTION**

**EXERCISE**

1. Consider

$$f(x) = x^3(x - 2)^3.$$

How many relative extrema do you anticipate finding? Where do you think they will be?

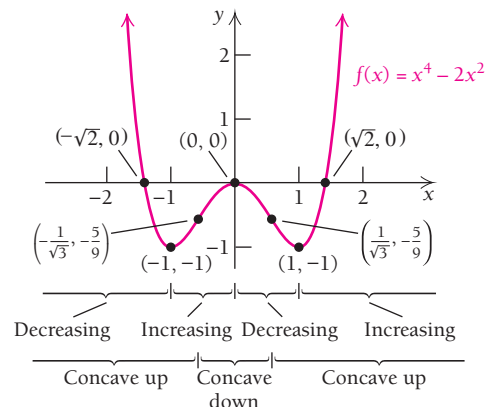
Graph  $f$ ,  $f'$ , and  $f''$  using  $[-1, 3, -2, 6]$  as a viewing window. Estimate the relative extrema and the inflection points of  $f$ . Then check your work using the analytic methods of Examples 4 and 5.

**Quick Check 3**

Find the relative maxima and minima of the function  $f$  given by  $f(x) = 1 + 8x^2 - x^4$ , and sketch the graph.

- f) *Sketch the graph.* Sketch the graph using the information in steps (a)–(e). By solving  $x^4 - 2x^2 = 0$ , we can find the  $x$ -intercepts easily. They are  $(-\sqrt{2}, 0)$ ,  $(0, 0)$ , and  $(\sqrt{2}, 0)$ . This also aids with graphing. Extra function values can be calculated if desired. The graph is shown below.

$x$	$f(x)$ , approximately
-2	8
-1.5	0.56
-1	-1
-0.5	-0.44
0	0
0.5	-0.44
1	-1
1.5	0.56
2	8



**Quick Check 3**

**EXAMPLE 6** Graph the function  $f$  given by

$$f(x) = (2x - 5)^{1/3} + 1.$$

List the coordinates of any extrema and points of inflection. State where the function is increasing or decreasing, as well as where it is concave up or concave down.

**Solution**

**a) Derivatives and domain.** Find  $f'(x)$  and  $f''(x)$ :

$$f'(x) = \frac{1}{3}(2x - 5)^{-2/3} \cdot 2 = \frac{2}{3}(2x - 5)^{-2/3}, \text{ or } \frac{2}{3(2x - 5)^{2/3}};$$

$$f''(x) = -\frac{4}{9}(2x - 5)^{-5/3} \cdot 2 = -\frac{8}{9}(2x - 5)^{-5/3}, \text{ or } \frac{-8}{9(2x - 5)^{5/3}}.$$

The domain of  $f$  is  $\mathbb{R}$ .

**b) Critical values.** Since

$$f'(x) = \frac{2}{3(2x - 5)^{2/3}}$$

is never 0 (a fraction equals 0 only when its numerator is 0), the only critical value is when  $f'(x)$  does not exist. The only time  $f'(x)$  does not exist is when its denominator is 0:

$$3(2x - 5)^{2/3} = 0$$

$$(2x - 5)^{2/3} = 0 \quad \text{Dividing both sides by 3}$$

$$(2x - 5)^2 = 0 \quad \text{Cubing both sides}$$

$$2x - 5 = 0$$

$$2x = 5$$

$$x = \frac{5}{2}$$

We now have  $f\left(\frac{5}{2}\right) = \left(2 \cdot \frac{5}{2} - 5\right)^{1/3} + 1 = 0 + 1 = 1$ , so the point  $\left(\frac{5}{2}, 1\right)$  is on the graph.

**c) Increasing and/or decreasing; relative extrema.** Substitute the critical value into  $f''(x)$ :

$$f''\left(\frac{5}{2}\right) = \frac{-8}{9\left(2 \cdot \frac{5}{2} - 5\right)^{5/3}} = \frac{-8}{9 \cdot 0} = \frac{-8}{0}.$$

Since  $f''\left(\frac{5}{2}\right)$  does not exist, the Second-Derivative Test cannot be used at  $x = \frac{5}{2}$ . Instead, we use the First-Derivative Test, selecting 2 and 3 as test values on either side of  $\frac{5}{2}$ :

$$f'(2) = \frac{2}{3(2 \cdot 2 - 5)^{2/3}} = \frac{2}{3(-1)^{2/3}} = \frac{2}{3 \cdot 1} = \frac{2}{3},$$

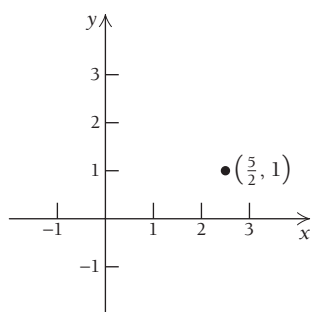
$$\text{and } f'(3) = \frac{2}{3(2 \cdot 3 - 5)^{2/3}} = \frac{2}{3 \cdot 1^{2/3}} = \frac{2}{3 \cdot 1} = \frac{2}{3}.$$

Since  $f'(x) > 0$  on either side of  $x = \frac{5}{2}$ , we know that  $f$  is increasing on both  $(-\infty, \frac{5}{2})$  and  $(\frac{5}{2}, \infty)$ ; thus,  $f\left(\frac{5}{2}\right) = 1$  is not an extremum.

**d) Inflection points.** Find where  $f''(x)$  does not exist and where  $f''(x) = 0$ . Since  $f''(x)$  is never 0 (why?), we only need to find where  $f''(x)$  does not exist. Since  $f''(x)$  cannot exist where  $f'(x)$  does not exist, we know from step (b) that a possible inflection point is  $\left(\frac{5}{2}, 1\right)$ .

**e) Concavity.** We check the concavity on either side of  $x = \frac{5}{2}$ . We choose  $x = 2$  and  $x = 3$  as our test values.

$$f''(2) = \frac{-8}{9(2 \cdot 2 - 5)^{5/3}} = \frac{-8}{9(-1)} > 0,$$

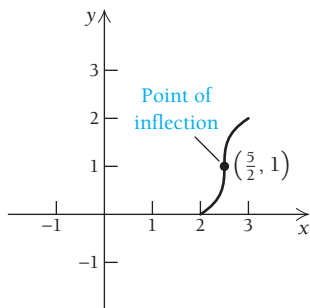




so  $f$  is concave up on  $(-\infty, \frac{5}{2})$ .

$$f''(3) = \frac{-8}{9(2 \cdot 3 - 5)^{5/3}} = \frac{-8}{9 \cdot 1} < 0,$$

so  $f$  is concave down on  $(\frac{5}{2}, \infty)$ .

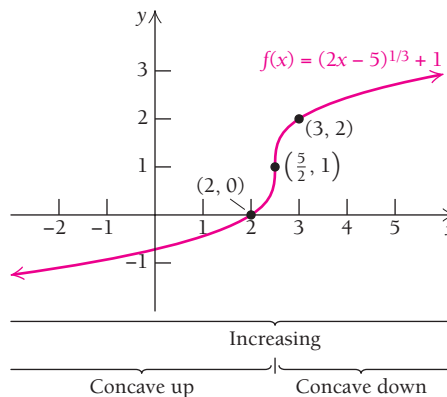


Interval	x	
	$x = 2$	$x = 3$
Test Value	$x = 2$	$x = 3$
Sign of $f''(x)$	$f''(2) > 0$	$f''(3) < 0$
Result	$f'$ is increasing; $f$ is concave up.	$f'$ is decreasing; $f$ is concave down.

Change indicates a point of inflection.

- f) *Sketch the graph.* Sketch the graph using the information in steps (a)–(e). By solving  $(2x - 5)^{1/3} + 1 = 0$ , we can find the  $x$ -intercept—it is  $(2, 0)$ . Extra function values can be calculated, if desired. The graph is shown below.

$x$	$f(x)$ , approximately
0	-0.71
1	-0.44
2	0
$\frac{5}{2}$	1
3	2
4	2.44
5	2.71



The following figures illustrate some information concerning the function in Example 1 that can be found from the first and second derivatives of  $f$ . The relative extrema are shown in Figs. 4 and 5. In Fig. 5, we see that the  $x$ -coordinates of the  $x$ -intercepts of  $f'$  are the critical values of  $f$ . Note that the intervals over which  $f$  is increasing or decreasing are those intervals for which  $f'$  is positive or negative, respectively.

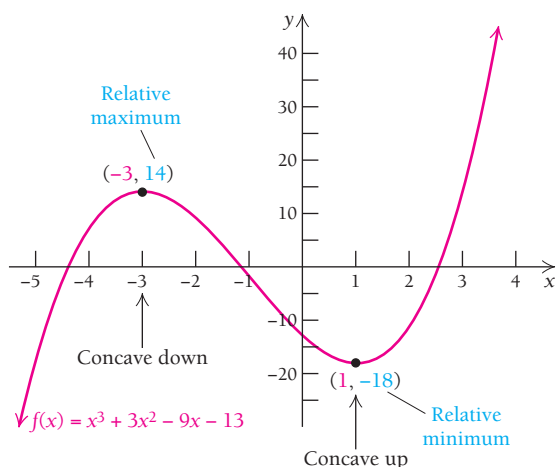


FIGURE 4

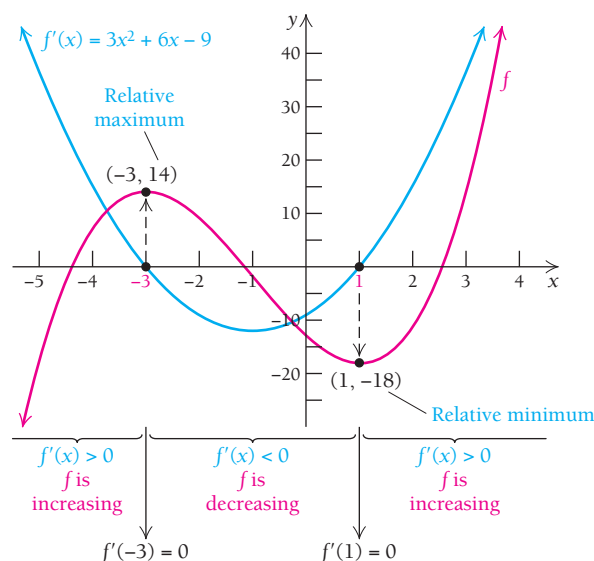


FIGURE 5

In Fig. 6, the intervals over which  $f'$  is increasing or decreasing are, respectively, those intervals over which  $f''$  is positive or negative. And finally, in Fig. 7, we note that when  $f''(x) < 0$ , the graph of  $f$  is concave down, and when  $f''(x) > 0$ , the graph of  $f$  is concave up.

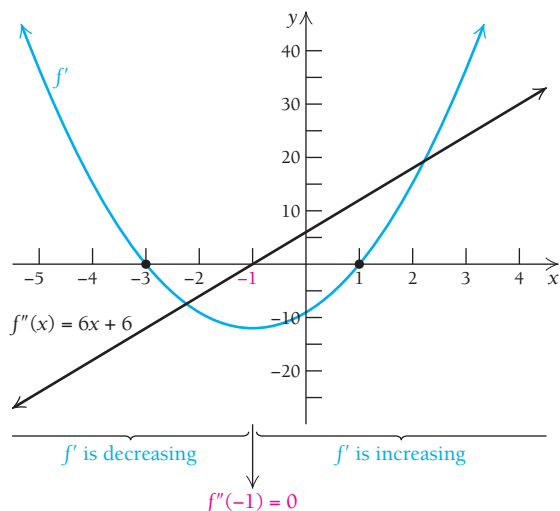


FIGURE 6

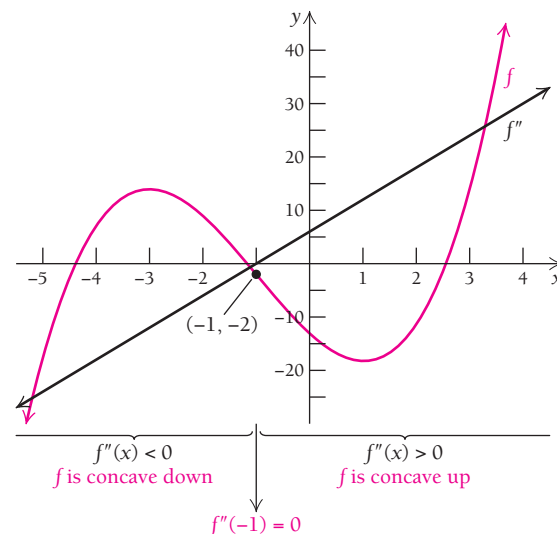


FIGURE 7

TECHNOLOGY CONNECTION



Using Graphics to Find Roots, Extrema, and Inflection Points

Graphicus has the capability of finding roots, relative extrema, and points of inflection. Let's consider the function of Example 5, given by  $f(x) = x^4 - 2x^2$ .

Graphing a Function and Finding Its Roots, Relative Extrema, and Points of Inflection

After opening Graphicus, touch the blank rectangle at the top of the screen and enter the function as  $y(x)=x^4-2x^2$ . Press  $\boxed{+}$  in the upper right. You will see the graph (Fig. 1).

(continued)

### Graphing a Function and Finding Its Roots, Relative Extrema, and Points of Inflection (continued)

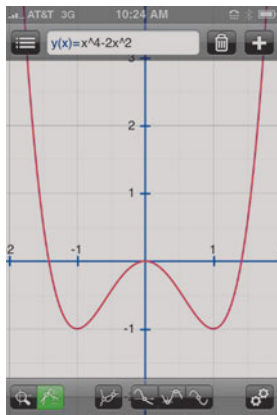


FIGURE 1

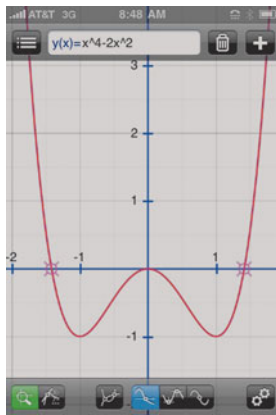


FIGURE 2



FIGURE 3

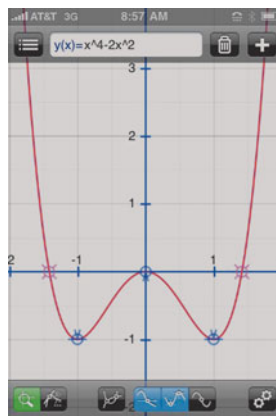


FIGURE 4

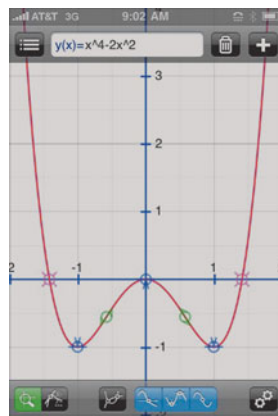


FIGURE 5

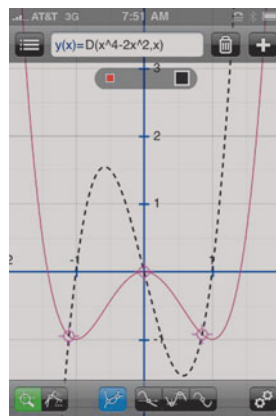


FIGURE 6

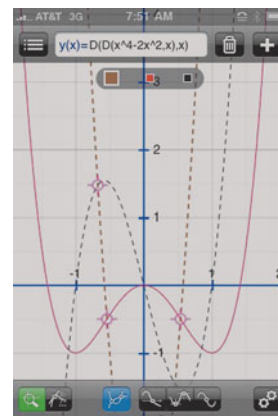


FIGURE 7

Then touch the fourth icon from the left at the bottom, and you will see the roots highlighted on the graph (Fig. 2). Touch the left-hand root symbol, and a value for one root, in this case, an approximation,  $-1.414214$ , is displayed (Fig. 3).

To find the relative extrema, touch the fifth icon from the left; the relative extrema will be highlighted on the graph in a different color. Touch each point to identify the relative minima at  $(-1, -1)$ , and  $(1, -1)$ , and a relative maximum at  $(0, 0)$  (Fig. 4).

To find points of inflection, touch the sixth icon from the left, and the points of inflection will be highlighted as shown in Fig. 5. Touch these points and the approximations  $(-0.577, -0.556)$  and  $(0.577, -0.556)$  will be displayed.

### Graphing a Function and Its Derivatives

Graphicus can graph derivatives. Go back to the original graph of  $f$  (Fig. 1). Touch  $+$ ; then press Add derivative, and you will see the original graph and the graph of the first derivative as a dashed line of a different color (Fig. 6). Touch  $+$  and Add derivative again, and you will see the graph of the original function, with dashed graphs of the first and second derivatives in different colors (Fig. 7). You can toggle between the derivatives by pressing the colored squares above the graphs.

### EXERCISES

Use Graphicus to graph each function and its first and second derivatives. Then find approximations for roots, relative extrema, and points of inflection.

- $f(x) = 2x^3 - x^4$
- $f(x) = x(200 - x)$
- $f(x) = x^3 - 6x^2$
- $f(x) = -4.32 + 1.44x + 3x^2 - x^3$
- $g(x) = x\sqrt{4 - x^2}$
- $g(x) = \frac{4x}{x^2 + 1}$
- $f(x) = \frac{x^2 - 3x}{x - 1}$
- $f(x) = |x + 2| - 3$

TECHNOLOGY CONNECTION 

## EXERCISES

Graph the following:

$$f(x) = 3x^5 - 5x^3, \quad f'(x) = 15x^4 - 15x^2,$$

and

$$f''(x) = 60x^3 - 30x,$$

using the window  $[-3, 3, -10, 10]$ .

- From the graph of  $f'$ , estimate the critical values of  $f$ .
- From the graph of  $f''$ , estimate the  $x$ -values of any inflection points of  $f$ .

## Section Summary

- The second derivative  $f''$  determines the *concavity* of the graph of function  $f$ .
- If  $f''(x) > 0$  for all  $x$  in an open interval  $I$ , then the graph of  $f$  is *concave up* over  $I$ .
- If  $f''(x) < 0$  for all  $x$  in an open interval  $I$ , then the graph of  $f$  is *concave down* over  $I$ .
- If  $c$  is a critical value and  $f''(c) > 0$ , then  $f(c)$  is a relative minimum.
- If  $c$  is a critical value and  $f''(c) < 0$ , then  $f(c)$  is a relative maximum.
- If  $c$  is a critical value and  $f''(c) = 0$ , the First-Derivative Test must be used to classify  $f(c)$ .
- If  $f''(x_0) = 0$  or  $f''(x_0)$  does not exist, and there is a change in concavity to the left and to the right of  $x_0$ , then the point  $(x_0, f(x_0))$  is called a *point of inflection*.
- Finding relative extrema, intervals over which a function is increasing or decreasing, intervals of upward or downward concavity, and points of inflection is all part of a strategy for accurate curve sketching.

## EXERCISE SET

## 2.2

For each function, find all relative extrema and classify each as a maximum or minimum. Use the Second-Derivative Test where possible.

- $f(x) = 5 - x^2$
- $f(x) = 4 - x^2$
- $f(x) = x^2 - x$
- $f(x) = x^2 + x - 1$
- $f(x) = -5x^2 + 8x - 7$
- $f(x) = -4x^2 + 3x - 1$
- $f(x) = 8x^3 - 6x + 1$
- $f(x) = x^3 - 12x - 1$

Sketch the graph of each function. List the coordinates of where extrema or points of inflection occur. State where the function is increasing or decreasing, as well as where it is concave up or concave down.

- $f(x) = x^3 - 12x$
- $f(x) = x^3 - 27x$
- $f(x) = 3x^3 - 36x - 3$
- $f(x) = 2x^3 - 3x^2 - 36x + 28$
- $f(x) = \frac{8}{3}x^3 - 2x + \frac{1}{3}$
- $f(x) = 80 - 9x^2 - x^3$
- $f(x) = -x^3 + 3x^2 - 4$
- $f(x) = -x^3 + 3x - 2$
- $f(x) = 3x^4 - 16x^3 + 18x^2$   
(Round results to three decimal places.)
- $f(x) = 3x^4 + 4x^3 - 12x^2 + 5$   
(Round results to three decimal places.)
- $f(x) = x^4 - 6x^2$
- $f(x) = 2x^2 - x^4$
- $f(x) = x^3 - 2x^2 - 4x + 3$
- $f(x) = x^3 - 6x^2 + 9x + 1$
- $f(x) = 3x^4 + 4x^3$
- $f(x) = x^4 - 2x^3$
- $f(x) = x^3 - 6x^2 - 135x$
- $f(x) = x^3 - 3x^2 - 144x - 140$
- $f(x) = x^4 - 4x^3 + 10$
- $f(x) = \frac{4}{3}x^3 - 2x^2 + x$
- $f(x) = x^3 - 6x^2 + 12x - 6$

30.  $f(x) = x^3 + 3x + 1$
31.  $f(x) = 5x^3 - 3x^5$
32.  $f(x) = 20x^3 - 3x^5$   
(Round results to three decimal places.)
33.  $f(x) = x^2(3 - x)^2$   
(Round results to three decimal places.)
34.  $f(x) = x^2(1 - x)^2$   
(Round results to three decimal places.)
35.  $f(x) = (x + 1)^{2/3}$
36.  $f(x) = (x - 1)^{2/3}$
37.  $f(x) = (x - 3)^{1/3} - 1$
38.  $f(x) = (x - 2)^{1/3} + 3$
39.  $f(x) = -2(x - 4)^{2/3} + 5$
40.  $f(x) = -3(x - 2)^{2/3} + 3$
41.  $f(x) = x\sqrt{4 - x^2}$
42.  $f(x) = -x\sqrt{1 - x^2}$
43.  $f(x) = \frac{x}{x^2 + 1}$
44.  $f(x) = \frac{8x}{x^2 + 1}$
45.  $f(x) = \frac{3}{x^2 + 1}$
46.  $f(x) = \frac{-4}{x^2 + 1}$

For Exercises 47–56, sketch a graph that possesses the characteristics listed. Answers may vary.

47.  $f$  is increasing and concave up on  $(-\infty, 4)$ ,  
 $f$  is increasing and concave down on  $(4, \infty)$ .
48.  $f$  is decreasing and concave up on  $(-\infty, 2)$ ,  
 $f$  is decreasing and concave down on  $(2, \infty)$ .
49.  $f$  is increasing and concave down on  $(-\infty, 1)$ ,  
 $f$  is increasing and concave up on  $(1, \infty)$ .
50.  $f$  is decreasing and concave down on  $(-\infty, 3)$ ,  
 $f$  is decreasing and concave up on  $(3, \infty)$ .
51.  $f$  is concave down at  $(1, 5)$ , concave up at  $(7, -2)$ ,  
and has an inflection point at  $(4, 1)$ .
52.  $f$  is concave up at  $(1, -3)$ , concave down at  $(8, 7)$ ,  
and has an inflection point at  $(5, 4)$ .
53.  $f'(-1) = 0, f''(-1) > 0, f(-1) = -5$ ;  
 $f'(7) = 0, f''(7) < 0, f(7) = 10; f''(3) = 0$ , and  
 $f(3) = 2$
54.  $f'(-3) = 0, f''(-3) < 0, f(-3) = 8; f'(9) = 0$ ,  
 $f''(9) > 0, f(9) = -6; f''(2) = 0$ , and  $f(2) = 1$
55.  $f'(-1) = 0, f''(-1) > 0, f(-1) = -2; f'(1) = 0$ ,  
 $f''(1) > 0, f(1) = -2; f'(0) = 0, f''(0) < 0$ ,  
and  $f(0) = 0$
56.  $f'(0) = 0, f''(0) < 0, f(0) = 5; f'(2) = 0, f''(2) > 0$ ,  
 $f(2) = 2; f'(4) = 0, f''(4) < 0$ , and  $f(4) = 3$

 57–102. Check the results of Exercises 1–46 with a graphing calculator.

## APPLICATIONS

### Business and Economics

**Total revenue, cost, and profit.** Using the same set of axes, sketch the graphs of the total-revenue, total-cost, and total-profit functions.

103.  $R(x) = 50x - 0.5x^2$ ,  $C(x) = 4x + 10$

104.  $R(x) = 50x - 0.5x^2$ ,  $C(x) = 10x + 3$

105. **Small business.** The percentage of the U.S. national income generated by nonfarm proprietors may be modeled by the function

$$p(x) = \frac{13x^3 - 240x^2 - 2460x + 585,000}{75,000},$$

where  $x$  is the number of years since 1970. Sketch the graph of this function for  $0 \leq x \leq 40$ .

106. **Labor force.** The percentage of the U.S. civilian labor force aged 45–54 may be modeled by the function

$$f(x) = 0.025x^2 - 0.71x + 20.44,$$

where  $x$  is the number of years after 1970. Sketch the graph of this function for  $0 \leq x \leq 30$ .

### Life and Physical Sciences

107. **Coughing velocity.** A person coughs when a foreign object is in the windpipe. The velocity of the cough depends on the size of the object. Suppose a person has a windpipe with a 20-mm radius. If a foreign object has a radius  $r$ , in millimeters, then the velocity  $V$ , in millimeters per second, needed to remove the object by a cough is given by

$$V(r) = k(20r^2 - r^3), \quad 0 \leq r \leq 20,$$

where  $k$  is some positive constant. For what size object is the maximum velocity required to remove the object?

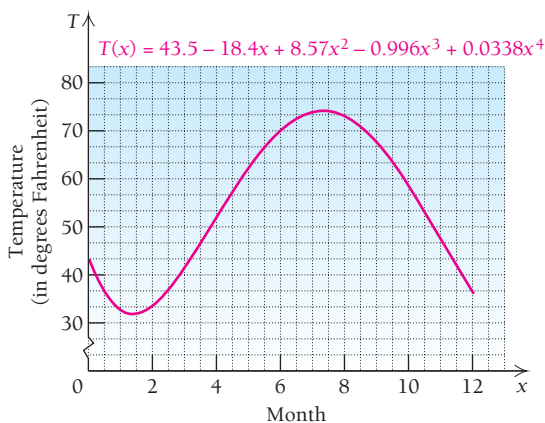


108. **New York temperatures.** The average temperature in New York can be approximated by the function

$$T(x) = 43.5 - 18.4x + 8.57x^2 - 0.996x^3 + 0.0338x^4,$$

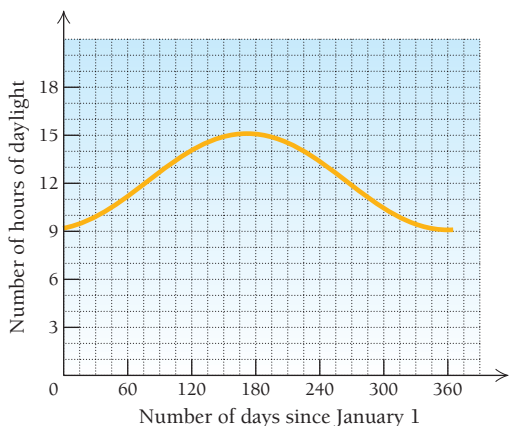
where  $T$  represents the temperature, in degrees Fahrenheit,  $x = 1$  represents the middle of January,  $x = 2$  represents the middle of February, and so on.

(Source: www.WorldClimate.com.)



- a) Based on the graph, when would you expect the highest temperature to occur in New York?
- b) Based on the graph, when would you expect the lowest temperature to occur?
- c) Use the Second-Derivative Test to estimate the points of inflection for the function  $T(x)$ . What is the significance of these points?

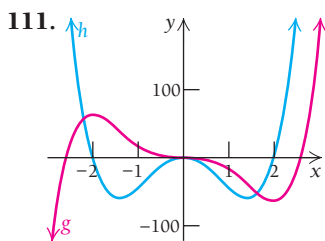
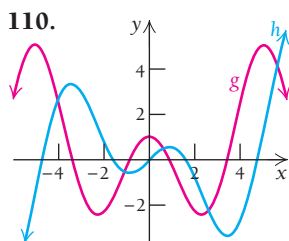
109. **Hours of daylight.** The number of hours of daylight in Chicago is represented in the graph below. On what dates is the number of hours of daylight changing most rapidly? How can you tell?



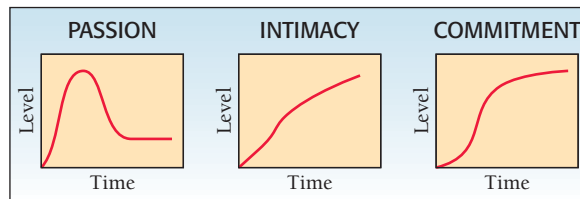
(Source: Astronomical Applications Dept., U.S. Naval Observatory.)

**SYNTHESIS**

In each of Exercises 110 and 111, determine which graph is the derivative of the other and explain why.



112. **Social sciences: three aspects of love.** Researchers at Yale University have suggested that the following graphs may represent three different aspects of love.



(Source: From "A Triangular Theory of Love," by R. J. Sternberg, 1986, *Psychological Review*, 93(2), 119–135. Copyright 1986 by the American Psychological Association, Inc. Reprinted by permission.)

Analyze each of these graphs in terms of the concepts you have learned: relative extrema, concavity, increasing, decreasing, and so on. Do you agree with the researchers regarding the shapes of these graphs? Why or why not?

- 113. Use calculus to prove that the relative minimum or maximum for any function  $f$  for which  $f(x) = ax^2 + bx + c, a \neq 0$ , occurs at  $x = -b/(2a)$ .
- 114. Use calculus to prove that the point of inflection for any function  $g$  given by  $g(x) = ax^3 + bx^2 + cx + d, a \neq 0$ , occurs at  $x = -b/(3a)$ .

For Exercises 115–121, assume the function  $f$  is differentiable over the interval  $(-\infty, \infty)$ ; that is, it is smooth and continuous for all real numbers  $x$  and has no corners or vertical tangents. Classify each of the following statements as either true or false. If you choose false, explain why.

- 115. If  $f$  has exactly two critical values at  $x = a$  and  $x = b$ , where  $a < b$ , then there must exist exactly one point of inflection at  $x = c$  such that  $a < c < b$ . In other words, exactly one point of inflection must exist between any two critical points.
- 116. If  $f$  has exactly two critical values at  $x = a$  and  $x = b$ , where  $a < b$ , then there must exist at least one point of inflection at  $x = c$  such that  $a < c < b$ . In other words, at least one point of inflection must exist between any two critical points.
- 117. The function  $f$  can have no extrema but can have at least one point of inflection.
- 118. If the function  $f$  has two points of inflection, then there must be a critical value located between those points of inflection.
- 119. The function  $f$  can have a point of inflection at a critical value.
- 120. The function  $f$  can have a point of inflection at an extreme value.
- 121. The function  $f$  can have exactly one extreme value but no points of inflection.

## TECHNOLOGY CONNECTION



Graph each function. Then estimate any relative extrema. Where appropriate, round to three decimal places.

122.  $f(x) = 3x^{2/3} - 2x$

123.  $f(x) = 4x - 6x^{2/3}$

124.  $f(x) = x^2(x - 2)^3$

125.  $f(x) = x^2(1 - x)^3$

126.  $f(x) = x - \sqrt{x}$

127.  $f(x) = (x - 1)^{2/3} - (x + 1)^{2/3}$

128. **Social sciences: time spent on home computer.** The following data relate the average number of minutes spent per month on a home computer to a person's age.

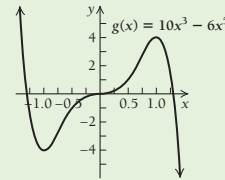
Age (in years)	Average Use (in minutes per month)
6.5	363
14.5	645
21	1377
29.5	1727
39.5	1696
49.5	2052
55 and up	2299

(Source: Media Matrix; The PC Meter Company.)

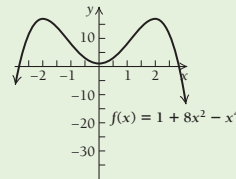
- a) Use the regression procedures of Section R.6 to fit linear, cubic, and quartic functions  $y = f(x)$  to the data, where  $x$  is age and  $y$  is average use per month. Decide which function best fits the data. Explain.
- b) What is the domain of the function?
- c) Does the function have any relative extrema? Explain.

## Answers to Quick Checks

1. Relative minimum:  $-4$  at  $x = -1$ ;  
relative maximum:  $4$  at  $x = 1$



2.  $(0, 0)$ ,  $(\frac{\sqrt{2}}{2}, 2.475)$ , and  $(-\frac{\sqrt{2}}{2}, -2.475)$
3. Relative maxima:  $17$  at  $x = -2$  and  $x = 2$ ;  
relative minimum:  $1$  at  $x = 0$



## 2.3

## OBJECTIVES

- Find limits involving infinity.
- Determine the asymptotes of a function's graph.
- Graph rational functions.

## Graph Sketching: Asymptotes and Rational Functions

Thus far we have considered a strategy for graphing a continuous function using the tools of calculus. We now want to consider some discontinuous functions, most of which are rational functions. Our graphing skills must now allow for discontinuities as well as certain lines called *asymptotes*.

Let's review the definition of a rational function.

## Rational Functions

## DEFINITION

A **rational function** is a function  $f$  that can be described by

$$f(x) = \frac{P(x)}{Q(x)},$$

where  $P(x)$  and  $Q(x)$  are polynomials, with  $Q(x)$  not the zero polynomial. The domain of  $f$  consists of all inputs  $x$  for which  $Q(x) \neq 0$ .

Polynomials are themselves a special kind of rational function, since  $Q(x)$  can be 1. Here we are considering graphs of rational functions in which the denominator is not a constant. Before we do so, however, we need to reconsider limits.

## Vertical and Horizontal Asymptotes

Figure 1 shows the graph of the rational function

$$f(x) = \frac{x^2 - 1}{x^2 + x - 6} = \frac{(x - 1)(x + 1)}{(x - 2)(x + 3)}.$$

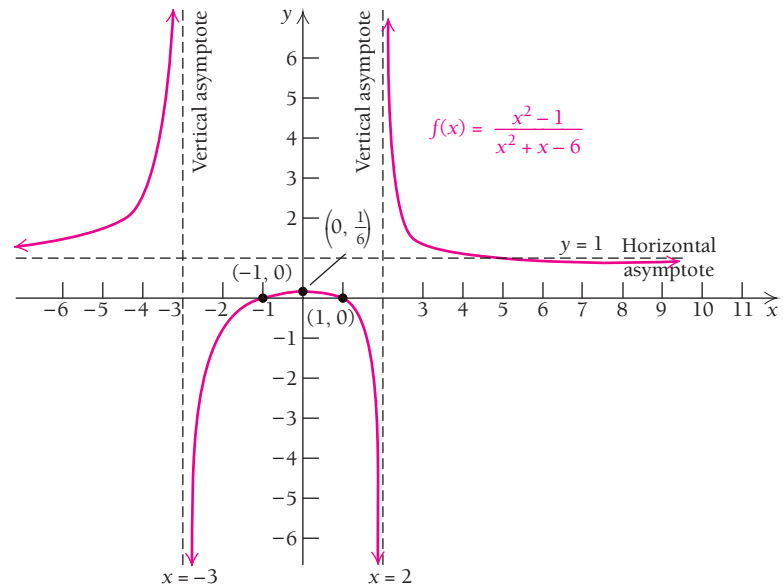


FIGURE 1

Note that as  $x$  gets closer to 2 from the left, the function values get smaller and smaller negatively, approaching  $-\infty$ . As  $x$  gets closer to 2 from the right, the function values get larger and larger positively. Thus,

$$\lim_{x \rightarrow 2^-} f(x) = -\infty \quad \text{and} \quad \lim_{x \rightarrow 2^+} f(x) = \infty.$$

For this graph, we can think of the line  $x = 2$  as a “limiting line” called a *vertical asymptote*. Similarly, the line  $x = -3$  is another vertical asymptote.

### DEFINITION

The line  $x = a$  is a **vertical asymptote** if any of the following limit statements is true:

$$\lim_{x \rightarrow a^-} f(x) = \infty, \quad \lim_{x \rightarrow a^-} f(x) = -\infty, \quad \lim_{x \rightarrow a^+} f(x) = \infty, \quad \text{or} \quad \lim_{x \rightarrow a^+} f(x) = -\infty.$$

The graph of a rational function *never* crosses a vertical asymptote. If the expression that defines the rational function  $f$  is simplified, meaning that it has no common factor other than  $-1$  or  $1$ , then if  $a$  is an input that makes the denominator 0, the line  $x = a$  is a vertical asymptote.



For example,

$$f(x) = \frac{x^2 - 9}{x - 3} = \frac{(x - 3)(x + 3)}{x - 3}$$

does not have a vertical asymptote at  $x = 3$ , even though 3 is an input that makes the denominator 0. This is because when  $(x^2 - 9)/(x - 3)$  is simplified, it has  $x - 3$  as a common factor of the numerator and the denominator. In contrast,

$$g(x) = \frac{x^2 - 4}{x^2 + x - 12} = \frac{(x + 2)(x - 2)}{(x - 3)(x + 4)}$$

is simplified and has  $x = 3$  and  $x = -4$  as vertical asymptotes.

Figure 2 shows the four ways in which a vertical asymptote can occur. The dashed lines represent the asymptotes. They are sketched in for visual assistance only; they are not part of the graphs of the functions.

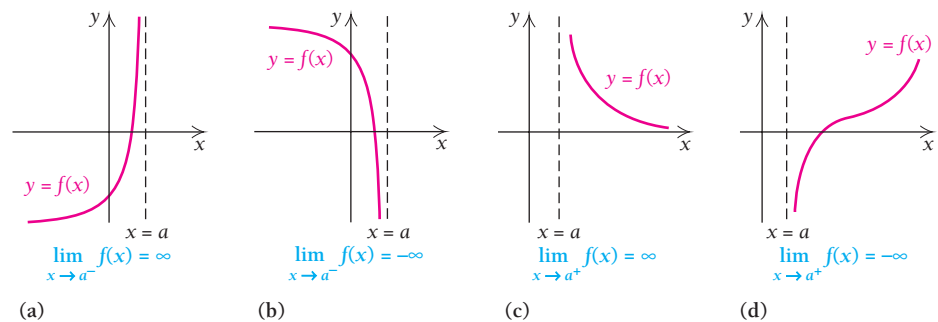


FIGURE 2

### Quick Check 1

Determine the vertical asymptotes:

$$f(x) = \frac{1}{x(x^2 - 16)}.$$

### EXAMPLE 1

Determine the vertical asymptotes:  $f(x) = \frac{3x - 2}{x(x - 5)(x + 3)}$ .

**Solution** The expression is in simplified form. The vertical asymptotes are the lines  $x = 0$ ,  $x = 5$ , and  $x = -3$ .

### Quick Check 1

### EXAMPLE 2

Determine the vertical asymptotes of the function given by

$$f(x) = \frac{x^2 - 2x}{x^3 - x}.$$

**Solution** We write the expression in simplified form:

$$\begin{aligned} f(x) &= \frac{x^2 - 2x}{x^3 - x} = \frac{x(x - 2)}{x(x - 1)(x + 1)} \\ &= \frac{x - 2}{(x - 1)(x + 1)}, \quad x \neq 0. \end{aligned}$$

The expression is now in simplified form. The vertical asymptotes are the lines  $x = -1$  and  $x = 1$ .

### Quick Check 2

### Quick Check 2

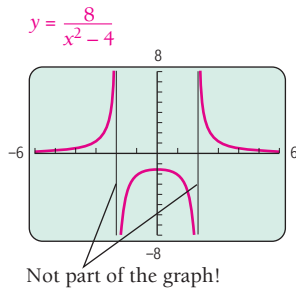
For the function in Example 2, explain why  $x = 0$  does not correspond to a vertical asymptote. What kind of discontinuity occurs at  $x = 0$ ?

## TECHNOLOGY CONNECTION



## Asymptotes

Our discussion here allows us to attach the term “vertical asymptote” to those mysterious vertical lines that appear when graphing rational functions in the CONNECTED mode. For example, consider the graph of  $f(x) = 8/(x^2 - 4)$ , using the window  $[-6, 6, -8, 8]$ . Vertical asymptotes occur at  $x = -2$  and  $x = 2$ . These lines are not part of the graph.



## EXERCISES

Graph each of the following in both DOT and CONNECTED modes. Try to locate the vertical asymptotes visually. Then verify your results using the method of Examples 1 and 2. You may need to try different viewing windows.

$$1. f(x) = \frac{x^2 + 7x + 10}{x^2 + 3x - 28} \quad 2. f(x) = \frac{x^2 + 5}{x^3 - x^2 - 6x}$$

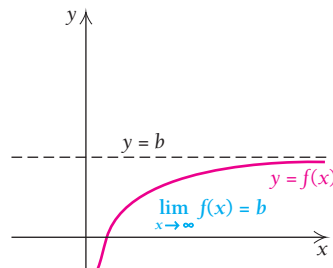


FIGURE 3

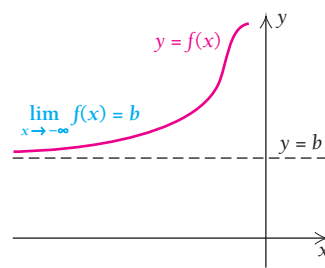


FIGURE 4

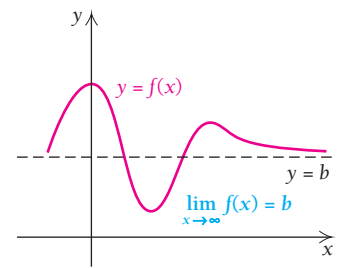


FIGURE 5

Horizontal asymptotes are found by determining the limit of a rational function as inputs approach  $-\infty$  or  $\infty$ .

**EXAMPLE 3** Determine the horizontal asymptote of the function given by

$$f(x) = \frac{3x - 4}{x}.$$

**Solution** To find the horizontal asymptote, we consider

$$\lim_{x \rightarrow \infty} f(x) = \lim_{x \rightarrow \infty} \frac{3x - 4}{x}.$$

One way to find such a limit is to use an input–output table, as follows, using progressively larger  $x$ -values.

Inputs, $x$	1	10	50	100	2000
Outputs, $\frac{3x - 4}{x}$	-1	2.6	2.92	2.96	2.998

Look again at the graph in Fig. 1. Note that function values get closer and closer to 1 as  $x$  approaches  $-\infty$ , meaning that  $f(x) \rightarrow 1$  as  $x \rightarrow -\infty$ . Also, function values get closer and closer to 1 as  $x$  approaches  $\infty$ , meaning that  $f(x) \rightarrow 1$  as  $x \rightarrow \infty$ . Thus,

$$\lim_{x \rightarrow -\infty} f(x) = 1 \quad \text{and} \quad \lim_{x \rightarrow \infty} f(x) = 1.$$

The line  $y = 1$  is called a *horizontal asymptote*.

## DEFINITION

The line  $y = b$  is a **horizontal asymptote** if either or both of the following limit statements is true:

$$\lim_{x \rightarrow -\infty} f(x) = b \quad \text{or} \quad \lim_{x \rightarrow \infty} f(x) = b.$$

The graph of a rational function may or may not cross a horizontal asymptote. Horizontal asymptotes occur when the degree of the numerator is less than or equal to the degree of the denominator. (The degree of a polynomial in one variable is the highest power of that variable.)

In Figs. 3–5, we see three ways in which horizontal asymptotes can occur.

TECHNOLOGY CONNECTION 

## EXERCISES

1. Verify the limit

$$\lim_{x \rightarrow \infty} \frac{3x - 4}{x} = 3$$

by using the TABLE feature with larger and larger  $x$ -values.

X	Y1
50	2.92
150	2.9733
250	2.984
350	2.9886
450	2.9911
550	2.9927
650	2.9938
X = 50	

X	Y1
500	2.992
1500	2.9973
2500	2.9984
3500	2.9989
4500	2.9991
5500	2.9993
6500	2.9994
X = 500	

2. Graph the function

$$f(x) = \frac{3x - 4}{x}$$

in DOT mode. Then use TRACE, moving the cursor along the graph from left to right, and observe the behavior of the  $y$ -coordinates.

For Exercises 3 and 4, consider

$$\lim_{x \rightarrow \infty} \frac{2x + 5}{x}$$

3. Use the TABLE feature to find the limit.
4. Graph the function in DOT mode, and use TRACE to find the limit.

As the inputs get larger and larger without bound, the outputs get closer and closer to 3. Thus,

$$\lim_{x \rightarrow \infty} \frac{3x - 4}{x} = 3.$$

Another way to find this limit is to use some algebra and the fact that

$$\text{as } x \rightarrow \infty, \text{ we have } \frac{1}{x} \rightarrow 0, \text{ and more generally, } \frac{b}{ax^n} \rightarrow 0,$$

for any positive integer  $n$  and any constants  $a$  and  $b$ ,  $a \neq 0$ . We multiply by 1, using  $(1/x) \div (1/x)$ . This amounts to dividing both the numerator and the denominator by  $x$ :

$$\begin{aligned} \lim_{x \rightarrow \infty} \frac{3x - 4}{x} &= \lim_{x \rightarrow \infty} \frac{3x - 4}{x} \cdot \frac{(1/x)}{(1/x)} \\ &= \lim_{x \rightarrow \infty} \frac{\frac{3x}{x} - \frac{4}{x}}{\frac{x}{x}} \\ &= \lim_{x \rightarrow \infty} \frac{3 - \frac{4}{x}}{1} \\ &= \lim_{x \rightarrow \infty} \left( 3 - \frac{4}{x} \right) \\ &= 3 - 0 = 3. \end{aligned}$$

In a similar manner, it can be shown that

$$\lim_{x \rightarrow -\infty} f(x) = 3.$$

The horizontal asymptote is the line  $y = 3$ .

**EXAMPLE 4** Determine the horizontal asymptote of the function given by

$$f(x) = \frac{3x^2 + 2x - 4}{2x^2 - x + 1}.$$

**Solution** As in Example 3, the degree of the numerator is the same as the degree of the denominator. Let's adapt the algebraic approach used in that example.

To do so, we divide the numerator and the denominator by  $x^2$  and find the limit as  $|x|$  gets larger and larger:

$$f(x) = \frac{3x^2 + 2x - 4}{2x^2 - x + 1} = \frac{3 + \frac{2}{x} - \frac{4}{x^2}}{2 - \frac{1}{x} + \frac{1}{x^2}}.$$

As  $|x|$  gets very large, the numerator approaches 3 and the denominator approaches 2. Therefore, the value of the function gets very close to  $\frac{3}{2}$ . Thus,

$$\lim_{x \rightarrow -\infty} f(x) = \frac{3}{2} \quad \text{and} \quad \lim_{x \rightarrow \infty} f(x) = \frac{3}{2}.$$

The line  $y = \frac{3}{2}$  is a horizontal asymptote.

**Quick Check 3**

Determine the horizontal asymptote of the function given by

$$f(x) = \frac{(2x - 1)(x + 1)}{(3x + 2)(5x + 6)}.$$

**Quick Check 3**

TECHNOLOGY CONNECTION 

To see why a horizontal asymptote is determined by the leading terms in the expression's numerator and denominator, consider the terms  $3x^2$ ,  $2x$ , and  $-4$  in Example 4. If  $y_1 = 3x^2$  and  $y_2 = 3x^2 + 2x - 4$ , a table reveals that as  $x$  gets larger, the difference between  $y_2$  and  $y_1$  becomes less significant. This is because  $3x^2$  grows far more rapidly than does  $2x - 4$ .

X	Y1	Y2
20	1200	1236
120	43200	43436
220	145200	145636
320	307200	307836
420	529200	530036
520	811200	812236
620	1.15 E6	1.15 E6

X = 20

## EXERCISES

- Let  $y_1 = 2x^2$  and  $y_2 = 2x^2 - x + 1$ . Use a table to show that as  $x$  gets large,  $y_1 \approx y_2$ .
- Let  $y_1 = (3x^2)/(2x^2)$  and  $y_2 = (3x^2 + 2x - 1)/(2x^2 - x + 1)$ . Show that for large  $x$ , we have  $y_1 \approx y_2$ .

TECHNOLOGY CONNECTION 

## EXERCISES

Graph each of the following. Try to locate the horizontal asymptotes using the TABLE and TRACE features. Verify your results using the methods of Examples 3–5.

- $f(x) = \frac{x^2 + 5}{x^3 - x^2 - 6x}$
- $f(x) = \frac{9x^4 - 7x^2 - 9}{3x^4 + 7x^2 + 9}$
- $f(x) = \frac{135x^5 - x^2}{x^7}$
- $f(x) = \frac{3x^2 - 4x + 3}{6x^2 + 2x - 5}$

Examples 3 and 4 lead to the following result.

When the degree of the numerator is the same as the degree of the denominator, the line  $y = a/b$  is a horizontal asymptote, where  $a$  is the leading coefficient of the numerator and  $b$  is the leading coefficient of the denominator.

**EXAMPLE 5** Determine the horizontal asymptote:

$$f(x) = \frac{2x + 3}{x^3 - 2x^2 + 4}$$

**Solution** Since the degree of the numerator is less than the degree of the denominator, there is a horizontal asymptote. To identify that asymptote, we divide both the numerator and denominator by the highest power of  $x$  in the denominator, just as in Examples 3 and 4, and find the limits as  $|x| \rightarrow \infty$ :

$$f(x) = \frac{2x + 3}{x^3 - 2x^2 + 4} = \frac{\frac{2}{x^2} + \frac{3}{x^3}}{1 - \frac{2}{x} + \frac{4}{x^3}}$$

As  $x$  gets smaller and smaller negatively,  $|x|$  gets larger and larger. Similarly, as  $x$  gets larger and larger positively,  $|x|$  gets larger and larger. Thus, as  $|x|$  becomes very large, every expression with a denominator that is a power of  $x$  gets ever closer to 0. Thus, the numerator of  $f(x)$  approaches 0 as its denominator approaches 1; hence, the entire expression takes on values ever closer to 0. That is, for  $x \rightarrow -\infty$  or  $x \rightarrow \infty$ , we have

$$f(x) \approx \frac{0 + 0}{1 - 0 + 0},$$

$$\text{so } \lim_{x \rightarrow -\infty} f(x) = 0 \quad \text{and} \quad \lim_{x \rightarrow \infty} f(x) = 0,$$

and the  $x$ -axis, the line  $y = 0$ , is a horizontal asymptote.

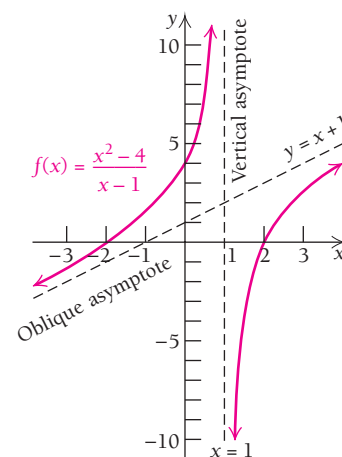
When the degree of the numerator is less than the degree of the denominator, the  $x$ -axis, or the line  $y = 0$ , is a horizontal asymptote.

## Slant Asymptotes

Some asymptotes are neither vertical nor horizontal. For example, in the graph of

$$f(x) = \frac{x^2 - 4}{x - 1},$$

shown at right, as  $|x|$  gets larger and larger, the curve gets closer and closer to  $y = x + 1$ . The line  $y = x + 1$  is called a *slant asymptote*, or *oblique asymptote*. In Example 6, we will see how the line  $y = x + 1$  was determined.



**DEFINITION**

A linear asymptote that is neither vertical nor horizontal is called a **slant asymptote**, or an **oblique asymptote**. For any rational function of the form  $f(x) = p(x)/q(x)$ , a slant asymptote occurs when the degree of  $p(x)$  is exactly 1 more than the degree of  $q(x)$ . A graph can cross a slant asymptote.

How can we find a slant asymptote? One way is by division.

**EXAMPLE 6** Find the slant asymptote:

$$f(x) = \frac{x^2 - 4}{x - 1}.$$

**Solution** When we divide the numerator by the denominator, we obtain a quotient of  $x + 1$  and a remainder of  $-3$ :

$$\begin{array}{r} x + 1 \\ x - 1 \overline{) x^2 - 4} \\ \underline{x^2 - x} \phantom{- 4} \\ x - 4 \\ \underline{x - 1} \\ -3 \end{array} \quad f(x) = \frac{x^2 - 4}{x - 1} = (x + 1) + \frac{-3}{x - 1}.$$

Now we can see that when  $|x|$  gets very large,  $-3/(x - 1)$  approaches 0. Thus, for very large  $|x|$ , the expression  $x + 1$  is the dominant part of

$$(x + 1) + \frac{-3}{x - 1}.$$

Thus,  $y = x + 1$  is a slant asymptote.

**Quick Check 4****TECHNOLOGY CONNECTION****EXERCISES**

Graph each of the following. Try to visually locate the slant asymptotes. Then use the method in Example 6 to find each slant asymptote and graph it along with the original function.

$$1. f(x) = \frac{3x^2 - 7x + 8}{x - 2}$$

$$2. f(x) = \frac{5x^3 + 2x + 1}{x^2 - 4}$$

**Quick Check 4**

Find the slant asymptote:

$$g(x) = \frac{2x^2 + x - 1}{x - 3}.$$

**Intercepts**

If they exist, the **x-intercepts** of a function occur at those values of  $x$  for which  $y = f(x) = 0$ , and they give us points at which the graph crosses the  $x$ -axis. If it exists, the **y-intercept** of a function occurs at the value of  $y$  for which  $x = 0$ , and it gives us the point at which the graph crosses the  $y$ -axis.

**EXAMPLE 7** Find the intercepts of the function given by

$$f(x) = \frac{x^3 - x^2 - 6x}{x^2 - 3x + 2}.$$

**Solution** We factor the numerator and the denominator:

$$f(x) = \frac{x(x + 2)(x - 3)}{(x - 1)(x - 2)}.$$

To find the  $x$ -intercepts, we solve the equation  $f(x) = 0$ . Such values occur when the numerator is 0 and the denominator is not. Thus, we solve the equation

$$x(x + 2)(x - 3) = 0.$$

The  $x$ -values that make the numerator 0 are 0,  $-2$ , and 3. Since none of these make the denominator 0, they yield the  $x$ -intercepts  $(0, 0)$ ,  $(-2, 0)$ , and  $(3, 0)$ .

**TECHNOLOGY CONNECTION****EXERCISES**

Graph each of the following. Use the ZERO feature and a table in ASK mode to find the  $x$ - and  $y$ -intercepts.

$$1. f(x) = \frac{x(x - 3)(x + 5)}{(x + 2)(x - 4)}$$

$$2. f(x) = \frac{x^3 + 2x^2 - 3x}{x^2 + 5}$$

### Quick Check 5

Find the intercepts of the function given by

$$h(x) = \frac{x^3 - x}{x^2 - 4}.$$

To find the y-intercept, we let  $x = 0$ :

$$f(0) = \frac{0^3 - 0^2 - 6(0)}{0^2 - 3(0) + 2} = 0.$$

In this case, the y-intercept is also an x-intercept,  $(0, 0)$ .

### Quick Check 5

## Sketching Graphs

We can now refine our analytic strategy for graphing.

### Strategy for Sketching Graphs

- Intercepts.** Find the x-intercept(s) and the y-intercept of the graph.
- Asymptotes.** Find any vertical, horizontal, or slant asymptotes.
- Derivatives and domain.** Find  $f'(x)$  and  $f''(x)$ . Find the domain of  $f$ .
- Critical values of  $f$ .** Find any inputs for which  $f'(x)$  is not defined or for which  $f'(x) = 0$ .
- Increasing and/or decreasing; relative extrema.** Substitute each critical value,  $x_0$ , from step (d) into  $f''(x)$ . If  $f''(x_0) < 0$ , then  $x_0$  yields a relative maximum and  $f$  is increasing to the left of  $x_0$  and decreasing to the right. If  $f''(x_0) > 0$ , then  $x_0$  yields a relative minimum and  $f$  is decreasing to the left of  $x_0$  and increasing to the right. On intervals where no critical value exists, use  $f'$  and test values to find where  $f$  is increasing or decreasing.
- Inflection points.** Determine candidates for inflection points by finding x-values for which  $f''(x)$  does not exist or for which  $f''(x) = 0$ . Find the function values at these points. If a function value  $f(x)$  does not exist, then the function does not have an inflection point at  $x$ .
- Concavity.** Use the values from step (f) as endpoints of intervals. Determine the concavity over each interval by checking to see where  $f'$  is increasing—that is, where  $f''(x) > 0$ —and where  $f'$  is decreasing—that is, where  $f''(x) < 0$ . Do this by substituting a test value from each interval into  $f''(x)$ . Use the results of step (d).
- Sketch the graph.** Use the information from steps (a)–(g) to sketch the graph, plotting extra points as needed.

■ **EXAMPLE 8** Sketch the graph of  $f(x) = \frac{8}{x^2 - 4}$ .

### Solution

- a) Intercepts.** The x-intercepts occur at values for which the numerator is 0 but the denominator is not. Since in this case the numerator is the constant 8, there are no x-intercepts. To find the y-intercept, we compute  $f(0)$ :

$$f(0) = \frac{8}{0^2 - 4} = \frac{8}{-4} = -2.$$

This gives us one point on the graph,  $(0, -2)$ .

- b) Asymptotes.**

**Vertical:** The denominator,  $x^2 - 4 = (x + 2)(x - 2)$ , is 0 for x-values of  $-2$  and  $2$ . Thus, the graph has the lines  $x = -2$  and  $x = 2$  as vertical asymptotes. We draw them using dashed lines (they are *not* part of the actual graph, just guidelines).

*Horizontal:* The degree of the numerator is less than the degree of the denominator, so the  $x$ -axis,  $y = 0$ , is the horizontal asymptote.

*Slant:* There is no slant asymptote since the degree of the numerator is not 1 more than the degree of the denominator.

- c) *Derivatives and domain.* We find  $f'(x)$  and  $f''(x)$  using the Quotient Rule:

$$f'(x) = \frac{-16x}{(x^2 - 4)^2} \quad \text{and} \quad f''(x) = \frac{16(3x^2 + 4)}{(x^2 - 4)^3}.$$

The domain of  $f$  is  $(-\infty, -2) \cup (-2, 2) \cup (2, \infty)$  as determined in step (b).

- d) *Critical values of  $f$ .* We look for values of  $x$  for which  $f'(x) = 0$  or for which  $f'(x)$  does not exist. From step (c), we see that  $f'(x) = 0$  for values of  $x$  for which  $-16x = 0$ , but the denominator is not 0. The only such number is 0 itself. The derivative  $f'(x)$  does not exist at  $-2$  and  $2$ , but neither value is in the domain of  $f$ . Thus, the only critical value is 0.
- e) *Increasing and/or decreasing; relative extrema.* We use the undefined values and the critical values to determine the intervals over which  $f$  is increasing and the intervals over which  $f$  is decreasing. The values to consider are  $-2$ ,  $0$ , and  $2$ .

Since

$$f''(0) = \frac{16(3 \cdot 0^2 + 4)}{(0^2 - 4)^3} = \frac{64}{-64} < 0,$$

we know that a relative maximum exists at  $(0, f(0))$ , or  $(0, -2)$ . Thus,  $f$  is increasing on the interval  $(-2, 0)$  and decreasing on  $(0, 2)$ .

Since  $f''(x)$  does not exist for the  $x$ -values  $-2$  and  $2$ , we use  $f'(x)$  and test values to see if  $f$  is increasing or decreasing on  $(-\infty, -2)$  and  $(2, \infty)$ :

$$\text{Test } -3, \quad f'(-3) = \frac{-16(-3)}{[(-3)^2 - 4]^2} = \frac{48}{25} > 0, \text{ so } f \text{ is increasing on } (-\infty, -2);$$

$$\text{Test } 3, \quad f'(3) = \frac{-16(3)}{[(3)^2 - 4]^2} = \frac{-48}{25} < 0, \text{ so } f \text{ is decreasing on } (2, \infty).$$

- f) *Inflection points.* We determine candidates for inflection points by finding where  $f''(x)$  does not exist and where  $f''(x) = 0$ . The only values for which  $f''(x)$  does not exist are where  $x^2 - 4 = 0$ , or  $-2$  and  $2$ . Neither value is in the domain of  $f$ , so we focus solely on where  $f''(x) = 0$ , or

$$16(3x^2 + 4) = 0.$$

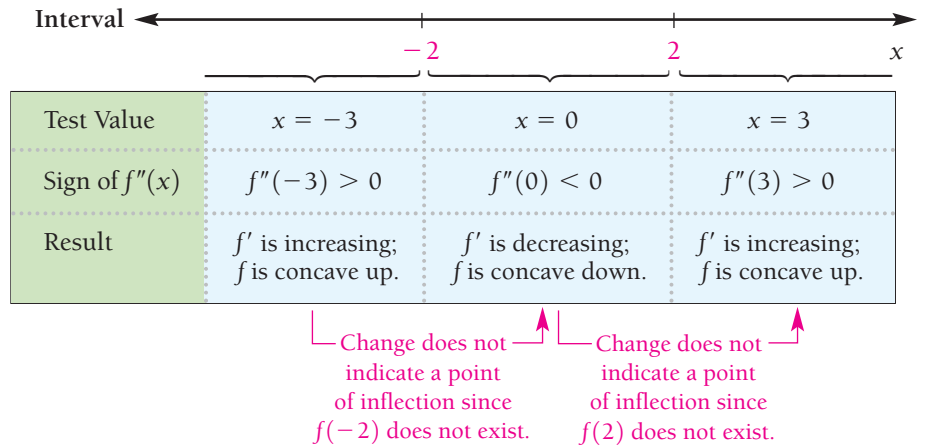
Since  $16(3x^2 + 4) > 0$  for all real numbers  $x$ , there are no points of inflection.

- g) *Concavity.* Since no values were found in step (f), the only place where concavity could change is on either side of the vertical asymptotes,  $x = -2$  and  $x = 2$ . To determine the concavity, we check to see where  $f''(x)$  is positive or negative. The numbers  $-2$  and  $2$  divide the  $x$ -axis into three intervals. We choose test values in each interval and make a substitution into  $f''$ :

$$\text{Test } -3, \quad f''(-3) = \frac{16[3(-3)^2 + 4]}{[(-3)^2 - 4]^3} > 0;$$

$$\text{Test } 0, \quad f''(0) = \frac{16[3(0)^2 + 4]}{[(0)^2 - 4]^3} < 0; \quad \text{We already knew this from step (e).}$$

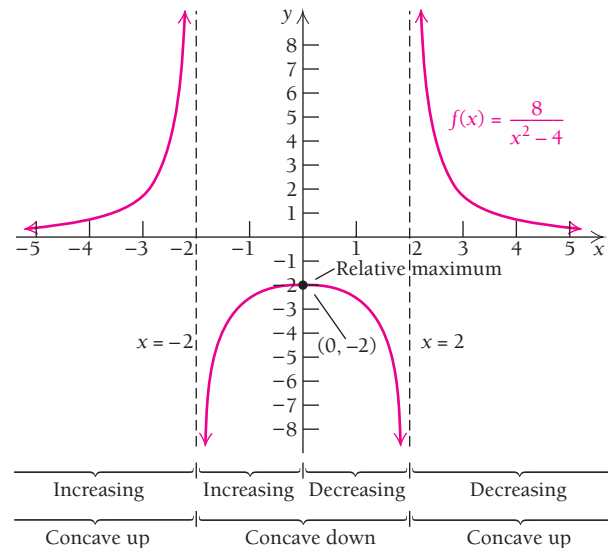
$$\text{Test } 3, \quad f''(3) = \frac{16[3(3)^2 + 4]}{[(3)^2 - 4]^3} > 0.$$



The function is concave up over the intervals  $(-\infty, -2)$  and  $(2, \infty)$ . The function is concave down over the interval  $(-2, 2)$ .

- h)** *Sketch the graph.* We sketch the graph using the information in the following table, plotting extra points as needed. The graph is shown below.

x	f(x) approximately
-5	0.38
-4	0.67
-3	1.6
-1	-2.67
0	-2
1	-2.67
3	1.6
4	0.67
5	0.38



**EXAMPLE 9** Sketch the graph of the function given by  $f(x) = \frac{x^2 + 4}{x}$ .

### Solution

- a) Intercepts.** The equation  $f(x) = 0$  has no real-number solution. Thus, there are no  $x$ -intercepts. The number 0 is not in the domain of the function. Thus, there is no  $y$ -intercept.

- b) Asymptotes.**

*Vertical:* Since replacing  $x$  with 0 makes the denominator 0, the line  $x = 0$  is a vertical asymptote.

*Horizontal:* The degree of the numerator is greater than the degree of the denominator, so there is no horizontal asymptote.



*Slant:* The degree of the numerator is 1 greater than the degree of the denominator, so there is a slant asymptote. We do the division

$$\begin{array}{r} x \\ x \overline{)x^2 + 4} \\ \underline{x^2} \phantom{+ 4} \\ 4 \end{array}$$

and express the function in the form

$$f(x) = x + \frac{4}{x}.$$

As  $|x|$  gets larger,  $4/x$  approaches 0, so the line  $y = x$  is a slant asymptote.

**c)** *Derivatives and domain.* We find  $f'(x)$  and  $f''(x)$ :

$$f'(x) = 1 - 4x^{-2} = 1 - \frac{4}{x^2};$$

$$f''(x) = 8x^{-3} = \frac{8}{x^3}.$$

The domain of  $f$  is  $(-\infty, 0) \cup (0, \infty)$ , or all real numbers except 0.

**d)** *Critical values of  $f$ .* We see from step (c) that  $f'(x)$  is undefined at  $x = 0$ , but 0 is not in the domain of  $f$ . Thus, to find critical values, we solve  $f'(x) = 0$ , looking for solutions other than 0:

$$1 - \frac{4}{x^2} = 0 \quad \text{Setting } f'(x) \text{ equal to 0}$$

$$1 = \frac{4}{x^2}$$

$$x^2 = 4 \quad \text{Multiplying both sides by } x^2$$

$$x = \pm 2.$$

Thus,  $-2$  and  $2$  are critical values.

**e)** *Increasing and/or decreasing; relative extrema.* We use the points found in step (d) to find intervals over which  $f$  is increasing and intervals over which  $f$  is decreasing. The points to consider are  $-2$ ,  $0$ , and  $2$ .

Since

$$f''(-2) = \frac{8}{(-2)^3} = -1 < 0,$$

we know that a relative maximum exists at  $(-2, f(-2))$ , or  $(-2, -4)$ . Thus,  $f$  is increasing on  $(-\infty, -2)$  and decreasing on  $(-2, 0)$ .

Since

$$f''(2) = \frac{8}{(2)^3} = 1 > 0,$$

we know that a relative minimum exists at  $(2, f(2))$ , or  $(2, 4)$ . Thus,  $f$  is decreasing on  $(0, 2)$  and increasing on  $(2, \infty)$ .

**f)** *Inflection points.* We determine candidates for inflection points by finding where  $f''(x)$  does not exist or where  $f''(x) = 0$ . The only value for which  $f''(x)$  does not exist is 0, but 0 is not in the domain of  $f$ . Thus, the only place an inflection point could occur is where  $f''(x) = 0$ :

$$\frac{8}{x^3} = 0.$$

But this equation has no solution. Thus, there are no points of inflection.

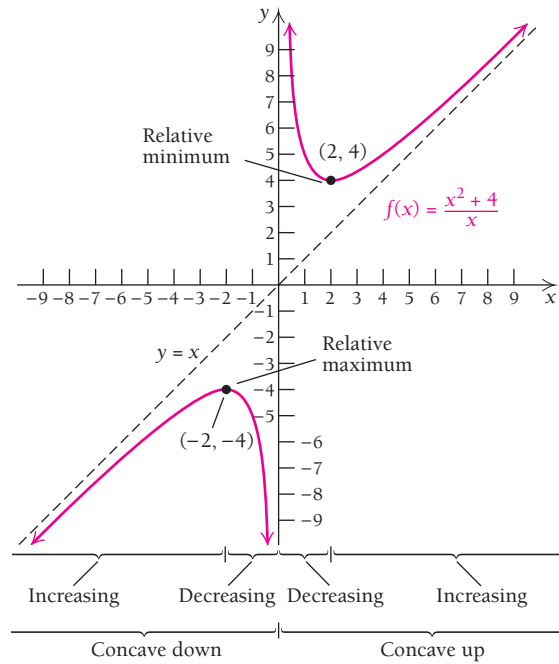
- g) *Concavity.* Since no values were found in step (f), the only place where concavity could change would be on either side of the vertical asymptote  $x = 0$ . In step (e), we used the Second-Derivative Test to determine relative extrema. From that work, we know that  $f$  is concave down over the interval  $(-\infty, 0)$  and concave up over  $(0, \infty)$ .

$x$	$f(x)$ , approximately
-6	-6.67
-5	-5.8
-4	-5
-3	-4.3
-2	-4
-1	-5
-0.5	-8.5
0.5	8.5
1	5
2	4
3	4.3
4	5
5	5.8
6	6.67

Test Value	$x = -2$	$x = 2$
Sign of $f''(x)$	$f''(-2) < 0$	$f''(2) > 0$
Result	$f'$ is decreasing; $f$ is concave down.	$f'$ is increasing; $f$ is concave up.

Change does not indicate a point of inflection since  $f(0)$  does not exist.

- h) *Sketch the graph.* We sketch the graph using the preceding information and additional computed values of  $f$ , as needed. The graph follows.



Quick Check 6

Sketch the graph of the function given by

$$f(x) = \frac{x^2 - 9}{x - 1}$$

Quick Check 6

We can apply our analytic strategy for graphing to “building” a rational function that meets certain initial conditions.

**EXAMPLE 10** Determine a rational function  $f$  (in lowest terms) whose graph has vertical asymptotes at  $x = -5$  and  $x = 2$  and a horizontal asymptote at  $y = 2$  and for which  $f(1) = 3$ .

**Solution** We know that the graph of  $f$  has vertical asymptotes at  $x = -5$  and  $x = 2$ , so we can conclude that the denominator must contain the factors  $x + 5$  and  $x - 2$ . Writing these as a product, we see that the denominator will have degree 2 (although we do not carry out the multiplication). Since the graph has a horizontal asymptote, the function must have a polynomial of degree 2 in the numerator, and the leading coefficients must form a ratio of 2. Therefore, a reasonable first guess for  $f$  is given by

$$f(x) = \frac{2x^2}{(x+5)(x-2)}. \quad \text{This is a first guess.}$$

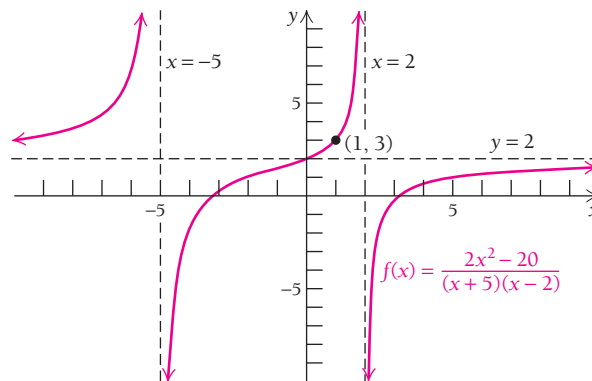
However, this does not satisfy the requirement that  $f(1) = 3$ . We can add a constant in the numerator and then use the fact that  $f(1) = 3$  to solve for this constant:

$$\begin{aligned} f(x) &= \frac{2x^2 + B}{(x+5)(x-2)} \\ 3 &= \frac{2(1)^2 + B}{(1+5)(1-2)} && \text{Setting } x = 1 \text{ and } f(x) = 3 \\ 3 &= \frac{2 + B}{-6} \end{aligned}$$

Multiplying both sides by  $-6$ , we have  $-18 = 2 + B$ . Therefore,  $B = -20$ . The rational function is given by

$$f(x) = \frac{2x^2 - 20}{(x+5)(x-2)}.$$

A sketch of its graph serves as a visual check that all of the initial conditions are met.



### Quick Check 7

Determine a rational function  $g$  that has vertical asymptotes at  $x = -2$  and  $x = 2$  and a horizontal asymptote at  $y = 3$ , and for which  $g(1) = -3$ .

### Quick Check 7

## Section Summary

- A line  $x = a$  is a *vertical asymptote* if  $\lim_{x \rightarrow a^-} f(x) = \pm\infty$  or  $\lim_{x \rightarrow a^+} f(x) = \pm\infty$ .
- A line  $y = b$  is a *horizontal asymptote* if  $\lim_{x \rightarrow \infty} f(x) = b$  or  $\lim_{x \rightarrow -\infty} f(x) = b$ .
- A graph may cross a horizontal asymptote but never a vertical asymptote.
- A *slant asymptote* occurs when the degree of the numerator is 1 greater than the degree of the denominator. Long division of polynomials can be used to determine the equation of the slant asymptote.
- Vertical, horizontal, and slant asymptotes can be used as guides for accurate curve sketching. Asymptotes are not a part of a graph but are visual guides only.

## EXERCISE SET

# 2.3

Determine the vertical asymptote(s) of each function. If none exists, state that fact.

1.  $f(x) = \frac{2x - 3}{x - 5}$

2.  $f(x) = \frac{x + 4}{x - 2}$

3.  $f(x) = \frac{3x}{x^2 - 9}$

4.  $f(x) = \frac{5x}{x^2 - 25}$

5.  $f(x) = \frac{x + 2}{x^3 - 6x^2 + 8x}$

6.  $f(x) = \frac{x + 3}{x^3 - x}$

7.  $f(x) = \frac{x + 6}{x^2 + 7x + 6}$

8.  $f(x) = \frac{x + 2}{x^2 + 6x + 8}$

9.  $f(x) = \frac{6}{x^2 + 36}$

10.  $f(x) = \frac{7}{x^2 + 49}$

Determine the horizontal asymptote of each function. If none exists, state that fact.

11.  $f(x) = \frac{6x}{8x + 3}$

12.  $f(x) = \frac{3x^2}{6x^2 + x}$

13.  $f(x) = \frac{4x}{x^2 - 3x}$

14.  $f(x) = \frac{2x}{3x^3 - x^2}$

15.  $f(x) = 5 - \frac{3}{x}$

16.  $f(x) = 4 + \frac{2}{x}$

17.  $f(x) = \frac{8x^4 - 5x^2}{2x^3 + x^2}$

18.  $f(x) = \frac{6x^3 + 4x}{3x^2 - x}$

19.  $f(x) = \frac{6x^4 + 4x^2 - 7}{2x^5 - x + 3}$

20.  $f(x) = \frac{4x^3 - 3x + 2}{x^3 + 2x - 4}$

21.  $f(x) = \frac{2x^3 - 4x + 1}{4x^3 + 2x - 3}$

22.  $f(x) = \frac{5x^4 - 2x^3 + x}{x^5 - x^3 + 8}$

Sketch the graph of each function. Indicate where each function is increasing or decreasing, where any relative extrema occur, where asymptotes occur, where the graph is concave up or concave down, where any points of inflection occur, and where any intercepts occur.

23.  $f(x) = -\frac{5}{x}$

24.  $f(x) = \frac{4}{x}$

25.  $f(x) = \frac{1}{x - 5}$

26.  $f(x) = \frac{-2}{x - 5}$

27.  $f(x) = \frac{1}{x + 2}$

28.  $f(x) = \frac{1}{x - 3}$

29.  $f(x) = \frac{-3}{x - 3}$

30.  $f(x) = \frac{-2}{x + 5}$

31.  $f(x) = \frac{3x - 1}{x}$

32.  $f(x) = \frac{2x + 1}{x}$

33.  $f(x) = x + \frac{2}{x}$

34.  $f(x) = x + \frac{9}{x}$

35.  $f(x) = \frac{-1}{x^2}$

36.  $f(x) = \frac{2}{x^2}$

37.  $f(x) = \frac{x}{x + 2}$

38.  $f(x) = \frac{x}{x - 3}$

39.  $f(x) = \frac{-1}{x^2 + 2}$

40.  $f(x) = \frac{1}{x^2 + 3}$

41.  $f(x) = \frac{x + 3}{x^2 - 9}$  (Hint: Simplify.)

42.  $f(x) = \frac{x - 1}{x^2 - 1}$

43.  $f(x) = \frac{x - 1}{x + 2}$

44.  $f(x) = \frac{x - 2}{x + 1}$

45.  $f(x) = \frac{x^2 - 4}{x + 3}$

46.  $f(x) = \frac{x^2 - 9}{x + 1}$

47.  $f(x) = \frac{x + 1}{x^2 - 2x - 3}$

48.  $f(x) = \frac{x - 3}{x^2 + 2x - 15}$

49.  $f(x) = \frac{2x^2}{x^2 - 16}$

50.  $f(x) = \frac{x^2 + x - 2}{2x^2 - 2}$

51.  $f(x) = \frac{1}{x^2 - 1}$

52.  $f(x) = \frac{10}{x^2 + 4}$

53.  $f(x) = \frac{x^2 + 1}{x}$

54.  $f(x) = \frac{x^3}{x^2 - 1}$

55.  $f(x) = \frac{x^2 - 9}{x - 3}$

56.  $f(x) = \frac{x^2 - 16}{x + 4}$

In Exercises 57–62, determine a rational function that meets the given conditions, and sketch its graph.

57. The function  $f$  has a vertical asymptote at  $x = 2$ , a horizontal asymptote at  $y = -2$ , and  $f(0) = 0$ .

58. The function  $f$  has a vertical asymptote at  $x = 0$ , a horizontal asymptote at  $y = 3$ , and  $f(1) = 2$ .

59. The function  $g$  has vertical asymptotes at  $x = -1$  and  $x = 1$ , a horizontal asymptote at  $y = 1$ , and  $g(0) = 2$ .

60. The function  $g$  has vertical asymptotes at  $x = -2$  and  $x = 0$ , a horizontal asymptote at  $y = -3$ , and  $g(1) = 4$ .

61. The function  $h$  has vertical asymptotes at  $x = -3$  and  $x = 2$ , a horizontal asymptote at  $y = 0$ , and  $h(1) = 2$ .


62. The function  $h$  has vertical asymptotes at  $x = -\frac{1}{2}$  and  $x = \frac{1}{2}$ , a horizontal asymptote at  $y = 0$ , and  $h(0) = -3$ .

**APPLICATIONS**

**Business and Economics**

**63. Depreciation.** Suppose that the value  $V$  of the inventory at Fido's Pet Supply decreases, or depreciates, with time  $t$ , in months, where

$$V(t) = 50 - \frac{25t^2}{(t + 2)^2}$$

- a) Find  $V(0)$ ,  $V(5)$ ,  $V(10)$ , and  $V(70)$ .
- b) Find the maximum value of the inventory over the interval  $[0, \infty)$ .
- c) Sketch a graph of  $V$ .
-  d) Does there seem to be a value below which  $V(t)$  will never fall? Explain.


**64. Average cost.** The total-cost function for Acme, Inc., to produce  $x$  units of a product is given by

$$C(x) = 3x^2 + 80.$$

- a) The *average cost* is given by  $A(x) = C(x)/x$ . Find  $A(x)$ .
- b) Graph the average cost.
- c) Find the slant asymptote for the graph of  $y = A(x)$ , and interpret its significance.

**65. Cost of pollution control.** Cities and companies find that the cost of pollution control increases along with the percentage of pollutants to be removed in a situation. Suppose that the cost  $C$ , in dollars, of removing  $p\%$  of the pollutants from a chemical spill is given by

$$C(p) = \frac{48,000}{100 - p}$$

- a) Find  $C(0)$ ,  $C(20)$ ,  $C(80)$ , and  $C(90)$ .
- b) Find the domain of  $C$ .
- c) Sketch a graph of  $C$ .
-  d) Can the company or city afford to remove 100% of the pollutants due to this spill? Explain.

**66. Total cost and revenue.** The total cost and total revenue, in dollars, from producing  $x$  couches are given by

$$C(x) = 5000 + 600x \quad \text{and} \quad R(x) = -\frac{1}{2}x^2 + 1000x.$$

- a) Find the total-profit function,  $P(x)$ .
- b) The *average profit* is given by  $A(x) = P(x)/x$ . Find  $A(x)$ .
- c) Graph the average profit.
- d) Find the slant asymptote for the graph of  $y = A(x)$ .

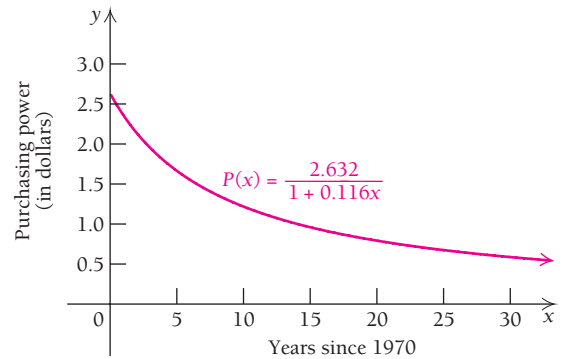
**67. Purchasing power.** Since 1970, the purchasing power of the dollar, as measured by consumer prices, can be modeled by the function

$$P(x) = \frac{2.632}{1 + 0.116x},$$

where  $x$  is the number of years since 1970. (Source: U.S. Bureau of Economic Analysis.)

- a) Find  $P(10)$ ,  $P(20)$ , and  $P(40)$ .

- b) When was the purchasing power \$0.50?
- c) Find  $\lim_{x \rightarrow \infty} P(x)$ .




**Life and Physical Sciences**

**68. Medication in the bloodstream.** After an injection, the amount of a medication  $A$ , in cubic centimeters (cc), in the bloodstream decreases with time  $t$ , in hours. Suppose that under certain conditions  $A$  is given by

$$A(t) = \frac{A_0}{t^2 + 1},$$

where  $A_0$  is the initial amount of the medication. Assume that an initial amount of 100 cc is injected.

- a) Find  $A(0)$ ,  $A(1)$ ,  $A(2)$ ,  $A(7)$ , and  $A(10)$ .
- b) Find the maximum amount of medication in the bloodstream over the interval  $[0, \infty)$ .
- c) Sketch a graph of the function.
-  d) According to this function, does the medication ever completely leave the bloodstream? Explain your answer.

**General Interest**

**69. Baseball: earned-run average.** A pitcher's *earned-run average* (the average number of runs given up every 9 innings, or 1 game) is given by

$$E = 9 \cdot \frac{r}{n},$$

where  $r$  is the number of earned runs allowed in  $n$  innings. Suppose that we fix the number of earned runs allowed at 4 and let  $n$  vary. We get a function given by

$$E(n) = 9 \cdot \frac{4}{n}.$$

- a) Complete the following table, rounding to two decimal places:

Innings Pitched, $n$	9	6	3	1	$\frac{2}{3}$	$\frac{1}{3}$
Earned-Run Average, $E$						

- b) The number of innings pitched  $n$  is equivalent to the number of outs that a pitcher is able to get while pitching, divided by 3. For example, if the pitcher gets just 1 out, he is credited with pitching  $\frac{1}{3}$  of an inning. Find  $\lim_{n \rightarrow 0} E(n)$ . Under what circumstances might this limit be plausible?
- c) Suppose a pitcher gives up 4 earned runs over two complete games, or 18 innings. Calculate the pitcher's earned-run average, and interpret this result.



While pitching for the St. Louis Cardinals in 1968, Bob Gibson had an earned-run average of 1.12, a record low.

**SYNTHESIS**

- 70. Explain why a vertical asymptote is only a guide and is not part of the graph of a function.
- 71. Using graphs and limits, explain the idea of an asymptote to the graph of a function. Describe three types of asymptotes.

Find each limit, if it exists.

- 72.  $\lim_{x \rightarrow -\infty} \frac{-3x^2 + 5}{2 - x}$
- 73.  $\lim_{x \rightarrow 0} \frac{|x|}{x}$
- 74.  $\lim_{x \rightarrow -2} \frac{x^3 + 8}{x^2 - 4}$
- 75.  $\lim_{x \rightarrow \infty} \frac{-6x^3 + 7x}{2x^2 - 3x - 10}$
- 76.  $\lim_{x \rightarrow -\infty} \frac{-6x^3 + 7x}{2x^2 - 3x - 10}$
- 77.  $\lim_{x \rightarrow 1} \frac{x^3 - 1}{x^2 - 1}$
- 78.  $\lim_{x \rightarrow -\infty} \frac{7x^5 + x - 9}{6x + x^3}$
- 79.  $\lim_{x \rightarrow -\infty} \frac{2x^4 + x}{x + 1}$

**TECHNOLOGY CONNECTION**



Graph each function using a calculator, iPlot, or Graphicus.

- 80.  $f(x) = x^2 + \frac{1}{x^2}$
- 81.  $f(x) = \frac{x}{\sqrt{x^2 + 1}}$
- 82.  $f(x) = \frac{x^3 + 4x^2 + x - 6}{x^2 - x - 2}$
- 83.  $f(x) = \frac{x^3 + 2x^2 - 15x}{x^2 - 5x - 14}$
- 84.  $f(x) = \frac{x^3 + 2x^2 - 3x}{x^2 - 25}$
- 85.  $f(x) = \left| \frac{1}{x} - 2 \right|$

- 86. Graph the function

$$f(x) = \frac{x^2 - 3}{2x - 4}$$

- a) Find all the  $x$ -intercepts.
- b) Find the  $y$ -intercept.
- c) Find all the asymptotes.

- 87. Graph the function given by

$$f(x) = \frac{\sqrt{x^2 + 3x + 2}}{x - 3}$$

- a) Estimate  $\lim_{x \rightarrow \infty} f(x)$  and  $\lim_{x \rightarrow -\infty} f(x)$  using the graph and input-output tables as needed to refine your estimates.
- b) Describe the outputs of the function over the interval  $(-2, -1)$ .
- c) What appears to be the domain of the function? Explain.
- d) Find  $\lim_{x \rightarrow -2^-} f(x)$  and  $\lim_{x \rightarrow -1^+} f(x)$ .

- 88. Not all asymptotes are linear. Use long division to find an equation for the nonlinear asymptote that is approached by the graph of

$$f(x) = \frac{x^5 + x - 9}{x^3 + 6x}$$

Then graph the function and its asymptote.

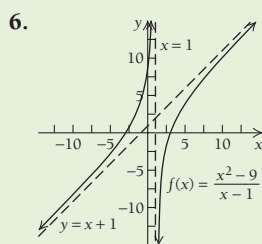
- 89. Refer to Fig. 1 on p. 235. The function is given by

$$f(x) = \frac{x^2 - 1}{x^2 + x - 6}$$

- a) Inspect the graph and estimate the coordinates of any extrema.
- b) Find  $f'$  and use it to determine the critical values. (Hint: you will need the quadratic formula.) Round the  $x$ -values to the nearest hundredth.
- c) Graph this function in the window  $[0, 0.2, 0.16, 0.17]$ . Use TRACE or MAXIMUM to confirm your results from part (b).
- d) Graph this function in the window  $[9.8, 10, 0.9519, 0.95195]$ . Use TRACE or MINIMUM to confirm your results from part (b).
- e) How close were your estimates of part (a)? Would you have been able to identify the relative minimum point without calculus techniques?

**Answers to Quick Checks**

1. The lines  $x = 0$ ,  $x = 4$ , and  $x = -4$  are vertical asymptotes.
2. The line  $x = 0$  is not a vertical asymptote because  $\lim_{x \rightarrow 0} f(x) = 2$ . There is a deleted point discontinuity at  $x = 0$ .
3. The line  $y = \frac{2}{15}$  is a horizontal asymptote.
4. The line  $y = 2x + 7$  is a slant asymptote.
5.  $x$ -intercepts:  $(1, 0)$ ,  $(-1, 0)$ ,  $(0, 0)$ ;  $y$ -intercept:  $(0, 0)$



7.  $g(x) = \frac{3x^2 + 6}{x^2 - 4}$

## 2.4

## OBJECTIVES

- Find absolute extrema using Maximum–Minimum Principle 1.
- Find absolute extrema using Maximum–Minimum Principle 2.

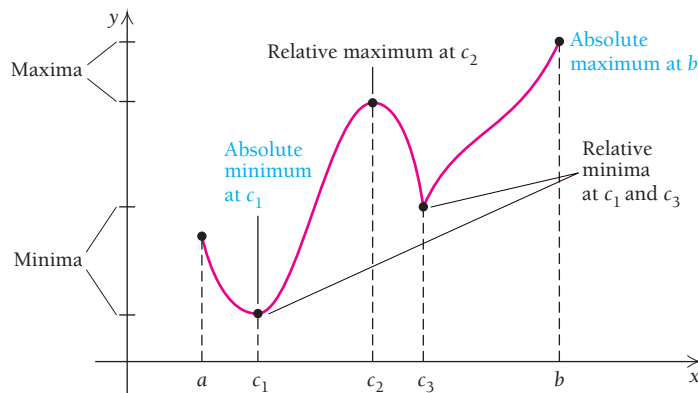
## Using Derivatives to Find Absolute Maximum and Minimum Values

An extremum may be at the highest or lowest point for a function's entire graph, in which case it is called an *absolute extremum*. For example, the parabola given by  $f(x) = x^2$  has a relative minimum at  $(0, 0)$ . This is also the lowest point for the *entire* graph of  $f$ , so it is also called the absolute minimum. Relative extrema are useful for graph sketching and understanding the behavior of a function. In many applications, however, we are more concerned with absolute extrema.

### Absolute Maximum and Minimum Values

A relative minimum may or may not be an absolute minimum, meaning the smallest value of the function over its entire domain. Similarly, a relative maximum may or may not be an absolute maximum, meaning the greatest value of a function over its entire domain.

The function in the following graph has relative minima at interior points  $c_1$  and  $c_3$  of the closed interval  $[a, b]$ .



The relative minimum at  $c_1$  is also the absolute minimum. On the other hand, the relative maximum at  $c_2$  is *not* the absolute maximum. The absolute maximum occurs at the endpoint  $b$ .

#### DEFINITION

Suppose that  $f$  is a function with domain  $I$ .

$f(c)$  is an **absolute minimum** if  $f(c) \leq f(x)$  for all  $x$  in  $I$ .

$f(c)$  is an **absolute maximum** if  $f(c) \geq f(x)$  for all  $x$  in  $I$ .

### Finding Absolute Maximum and Minimum Values over Closed Intervals

We first consider a continuous function for which the domain is a closed interval. Look at the graphs in Figs. 1 and 2 and try to determine where the absolute maxima and minima (extrema) occur for each interval.

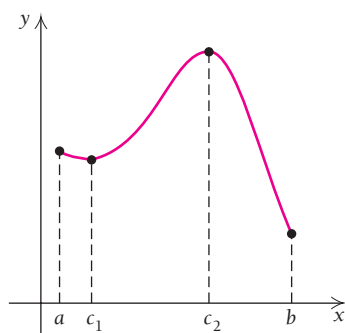


FIGURE 1

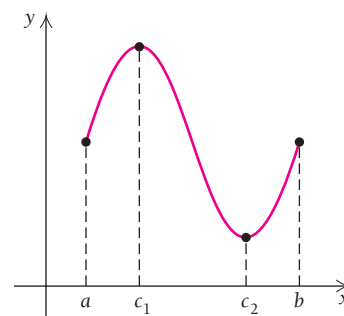


FIGURE 2

Note that each of the functions does indeed have an absolute maximum value and an absolute minimum value. This leads us to the following theorem.

### THEOREM The Extreme-Value Theorem

A continuous function  $f$  defined over a closed interval  $[a, b]$  must have an absolute maximum value and an absolute minimum value over  $[a, b]$ .

Look again at the graphs in Figs. 1 and 2 and consider the critical values and the endpoints. In Fig. 1, the graph starts at  $f(a)$  and falls to  $f(c_1)$ . Then it rises from  $f(c_1)$  to  $f(c_2)$ . From there, it falls to  $f(b)$ . In Fig. 2, the graph starts at  $f(a)$  and rises to  $f(c_1)$ . Then it falls from  $f(c_1)$  to  $f(c_2)$ . From there, it rises to  $f(b)$ . It seems reasonable that whatever the maximum and minimum values are, they occur among the function values  $f(a)$ ,  $f(c_1)$ ,  $f(c_2)$ , and  $f(b)$ . This leads us to a procedure for determining *absolute extrema*.

### THEOREM 8 Maximum–Minimum Principle 1

Suppose that  $f$  is a continuous function defined over a closed interval  $[a, b]$ . To find the absolute maximum and minimum values over  $[a, b]$ :

- a) First find  $f'(x)$ .
- b) Then determine all critical values in  $[a, b]$ . That is, find all  $c$  in  $[a, b]$  for which

$$f'(c) = 0 \quad \text{or} \quad f'(c) \text{ does not exist.}$$

- c) List the values from step (b) and the endpoints of the interval:

$$a, c_1, c_2, \dots, c_n, b.$$

- d) Evaluate  $f(x)$  for each value in step (c):

$$f(a), f(c_1), f(c_2), \dots, f(c_n), f(b).$$

The largest of these is the **absolute maximum of  $f$  over  $[a, b]$** . The smallest of these is the **absolute minimum of  $f$  over  $[a, b]$** .

A reminder: endpoints of a closed interval can be absolute extrema but *not* relative extrema.



**EXAMPLE 1** Find the absolute maximum and minimum values of

$$f(x) = x^3 - 3x + 2$$

over the interval  $[-2, \frac{3}{2}]$ .

**Solution** Keep in mind that we are considering only the interval  $[-2, \frac{3}{2}]$ .

- a) Find  $f'(x)$ :  $f'(x) = 3x^2 - 3$ .
- b) Find the critical values. The derivative exists for all real numbers. Thus, we merely solve  $f'(x) = 0$ :

$$\begin{aligned} 3x^2 - 3 &= 0 \\ 3x^2 &= 3 \\ x^2 &= 1 \\ x &= \pm 1. \end{aligned}$$

- c) List the critical values and the endpoints:  $-2, -1, 1,$  and  $\frac{3}{2}$ .

- d) Evaluate  $f$  for each value in step (c):

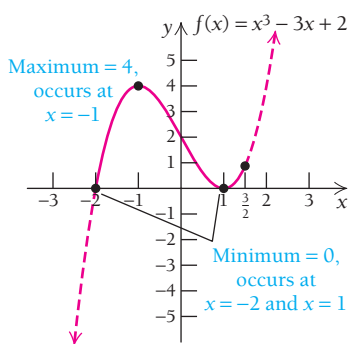
$$\begin{aligned} f(-2) &= (-2)^3 - 3(-2) + 2 = -8 + 6 + 2 = 0; \rightarrow \text{Minimum} \\ f(-1) &= (-1)^3 - 3(-1) + 2 = -1 + 3 + 2 = 4; \rightarrow \text{Maximum} \\ f(1) &= (1)^3 - 3(1) + 2 = 1 - 3 + 2 = 0; \rightarrow \text{Minimum} \\ f(\frac{3}{2}) &= (\frac{3}{2})^3 - 3(\frac{3}{2}) + 2 = \frac{27}{8} - \frac{9}{2} + 2 = \frac{7}{8} \end{aligned}$$

The largest of these values, 4, is the maximum. It occurs at  $x = -1$ . The smallest of these values is 0. It occurs twice: at  $x = -2$  and  $x = 1$ . Thus, over the interval  $[-2, \frac{3}{2}]$ , the

absolute maximum = 4 at  $x = -1$

and the

absolute minimum = 0 at  $x = -2$  and  $x = 1$ .



A visualization of Example 1

Note that an absolute maximum or minimum value can occur at more than one point.

**TECHNOLOGY CONNECTION**

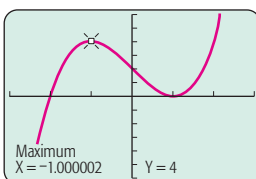
**Finding Absolute Extrema**

To find the absolute extrema of Example 1, we can use any of the methods described in the Technology Connection on pp. 209–210. In this case, we adapt Methods 3 and 4.

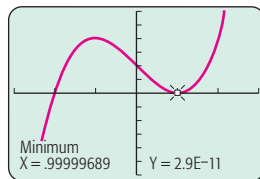
**Method 3**

Method 3 is selected because there are relative extrema in the interval  $[-2, \frac{3}{2}]$ . This method gives us approximations for the relative extrema.

$$y = x^3 - 3x + 2$$



$$y = x^3 - 3x + 2$$



Next, we check function values at these  $x$ -values and at the endpoints, using Maximum–Minimum Principle 1 to determine the absolute maximum and minimum values over  $[-2, \frac{3}{2}]$ .

X	Y1	
-2	0	Min
-1	4	Max
1	0	Min
1.5	.875	
X =		

**Method 4**

Example 2 considers the same function as in Example 1, but over a different interval. Because there are no relative extrema, we can use fMax and fMin features from the MATH menu. The minimum and maximum values occur at the endpoints, as the following graphs show.

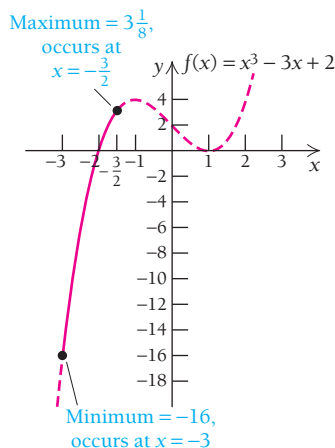
(continued)

fMin(Y1,X,-3,-1.5)	-2.999994692
Y1(Ans)	-15.99987261

fMax(Y1,X,-3,-1.5)	-1.500005458
Y1(Ans)	3.124979532

**EXERCISE**

- Use a graph to estimate the absolute maximum and minimum values of  $f(x) = x^3 - x^2 - x + 2$ , first over the interval  $[-2, 1]$  and then over the interval  $[-1, 2]$ . Then check your work using the methods of Examples 1 and 2.



A visualization of Example 2

**Quick Check 1**

Find the absolute maximum and minimum values of the function given in Example 2 over the interval  $[0, 3]$ .

**EXAMPLE 2** Find the absolute maximum and minimum values of

$$f(x) = x^3 - 3x + 2$$

over the interval  $[-3, -\frac{3}{2}]$ .

**Solution** As in Example 1, the derivative is 0 at  $-1$  and  $1$ . But neither  $-1$  nor  $1$  is in the interval  $[-3, -\frac{3}{2}]$ , so there are no critical values in this interval. Thus, the maximum and minimum values occur at the endpoints:

$$\begin{aligned} f(-3) &= (-3)^3 - 3(-3) + 2 \\ &= -27 + 9 + 2 = -16; \rightarrow \text{Minimum} \end{aligned}$$

$$\begin{aligned} f\left(-\frac{3}{2}\right) &= \left(-\frac{3}{2}\right)^3 - 3\left(-\frac{3}{2}\right) + 2 \\ &= -\frac{27}{8} + \frac{9}{2} + 2 = \frac{25}{8} = 3\frac{1}{8}. \rightarrow \text{Maximum} \end{aligned}$$

Thus, the absolute maximum over the interval  $[-3, -\frac{3}{2}]$ , is  $3\frac{1}{8}$ , which occurs at  $x = -\frac{3}{2}$ , and the absolute minimum over  $[-3, -\frac{3}{2}]$  is  $-16$ , which occurs at  $x = -3$ .

**Quick Check 1**

## Finding Absolute Maximum and Minimum Values over Other Intervals

When there is only one critical value  $c$  in  $I$ , we may not need to check endpoint values to determine whether the function has an absolute maximum or minimum value at that point.

**THEOREM 9** Maximum–Minimum Principle 2

Suppose that  $f$  is a function such that  $f'(x)$  exists for every  $x$  in an interval  $I$  and that there is *exactly one* (critical) value  $c$  in  $I$ , for which  $f'(c) = 0$ . Then

$$f(c) \text{ is the absolute maximum value over } I \text{ if } f''(c) < 0$$

or

$$f(c) \text{ is the absolute minimum value over } I \text{ if } f''(c) > 0.$$

Theorem 9 holds no matter what the interval  $I$  is—whether open, closed, or infinite in length. If  $f''(c) = 0$ , either we must use Maximum–Minimum Principle 1 or we must know more about the behavior of the function over the given interval.

TECHNOLOGY CONNECTION 

## Finding Absolute Extrema

Let's do Example 3 graphically, by adapting Methods 1 and 2 of the Technology Connection on pp. 209–210. Strictly speaking, we cannot use the fMin or fMax options of the MATH menu or the MAXIMUM or MINIMUM options from the CALC menu since we do not have a closed interval.

## Methods 1 and 2

We create a graph, examine its shape, and use TRACE and/or TABLE. This procedure leads us to see that there is indeed no absolute minimum. We do find an absolute maximum:  $f(x) = 4$  at  $x = 2$ .

## EXERCISE

- Use a graph to estimate the absolute maximum and minimum values of  $f(x) = x^2 - 4x$ . Then check your work using the method of Example 3.

## EXAMPLE 3 Find the absolute maximum and minimum values of

$$f(x) = 4x - x^2.$$

**Solution** When no interval is specified, we consider the entire domain of the function. In this case, the domain is the set of all real numbers.

- a) Find  $f'(x)$ :

$$f'(x) = 4 - 2x.$$

- b) Find the critical values. The derivative exists for all real numbers. Thus, we merely solve  $f'(x) = 0$ :

$$4 - 2x = 0$$

$$-2x = -4$$

$$x = 2.$$

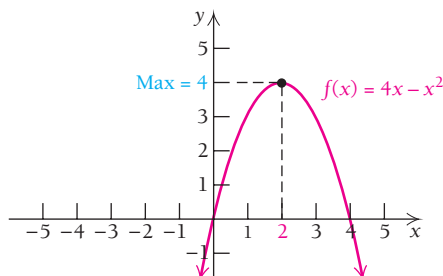
- c) Since there is only one critical value, we can apply Maximum–Minimum Principle 2 using the second derivative:

$$f''(x) = -2.$$

The second derivative is constant. Thus,  $f''(2) = -2$ , and since this is negative, we have the absolute maximum:

$$\begin{aligned} f(2) &= 4 \cdot 2 - 2^2, \\ &= 8 - 4 = 4 \text{ at } x = 2. \end{aligned}$$

The function has no minimum, as the graph, shown below, indicates.

EXAMPLE 4 Find the absolute maximum and minimum values of  $f(x) = 4x - x^2$  over the interval  $[1, 4]$ .

**Solution** By the reasoning in Example 3, we know that the absolute maximum of  $f$  on  $(-\infty, \infty)$  is  $f(2)$ , or 4. Since 2 is in the interval  $[1, 4]$ , we know that the absolute maximum of  $f$  over  $[1, 4]$  will occur at 2. To find the absolute minimum, we need to check the endpoints:

$$f(1) = 4 \cdot 1 - 1^2 = 3$$

and

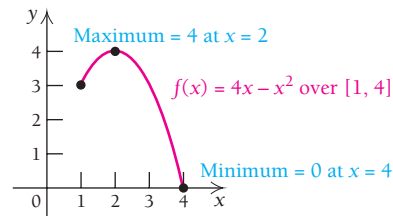
$$f(4) = 4 \cdot 4 - 4^2 = 0.$$

We see from the graph that the minimum is 0. It occurs at  $x = 4$ . Thus, the

absolute maximum = 4 at  $x = 2$ ,

and the

absolute minimum = 0 at  $x = 4$ .



## Quick Check 2

Find the absolute maximum and minimum values of  $f(x) = x^2 - 10x$  over each interval:

- a)  $[0, 6]$ ;      b)  $[4, 10]$ .

## Quick Check 2

## A Strategy for Finding Absolute Maximum and Minimum Values

The following general strategy can be used when finding absolute maximum and minimum values of continuous functions.

### A Strategy for Finding Absolute Maximum and Minimum Values

To find absolute maximum and minimum values of a continuous function over an interval:

- Find  $f'(x)$ .
- Find the critical values.
- If the interval is closed and there is more than one critical value, use Maximum–Minimum Principle 1.
- If the interval is closed and there is exactly one critical value, use either Maximum–Minimum Principle 1 or Maximum–Minimum Principle 2. If it is easy to find  $f''(x)$ , use Maximum–Minimum Principle 2.
- If the interval is not closed, such as  $(-\infty, \infty)$ ,  $(0, \infty)$ , or  $(a, b)$ , and the function has only one critical value, use Maximum–Minimum Principle 2. In such a case, if the function has a maximum, it will have no minimum; and if it has a minimum, it will have no maximum.

Finding absolute maximum and minimum values when more than one critical value occurs in an interval that is not closed, such as any of those listed in step (e) above, requires a detailed graph or techniques beyond the scope of this book.

### EXAMPLE 5 Find the absolute maximum and minimum values of

$$f(x) = (x - 2)^3 + 1.$$

#### Solution

- a) Find  $f'(x)$ .

$$f'(x) = 3(x - 2)^2.$$

- b) Find the critical values. The derivative exists for all real numbers. Thus, we solve  $f'(x) = 0$ :

$$3(x - 2)^2 = 0$$

$$(x - 2)^2 = 0$$

$$x - 2 = 0$$

$$x = 2.$$

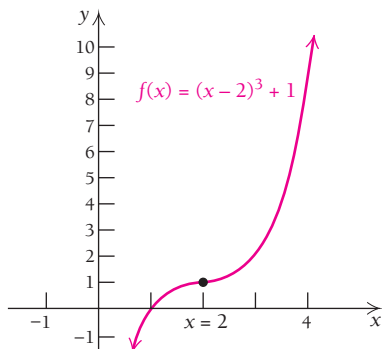
- c) Since there is only one critical value and there are no endpoints, we can try to apply Maximum–Minimum Principle 2 using the second derivative:

$$f''(x) = 6(x - 2).$$

We have

$$f''(2) = 6(2 - 2) = 0,$$

so Maximum–Minimum Principle 2 does not apply. We cannot use Maximum–Minimum Principle 1 because there are no endpoints. But note that  $f'(x) = 3(x - 2)^2$  is never negative. Thus,  $f(x)$  is increasing everywhere except at  $x = 2$ , so there is no maximum and no minimum. For  $x < 2$ , say  $x = 1$ , we have  $f''(1) = -6 < 0$ . For  $x > 2$ , say  $x = 3$ , we have  $f''(3) = 6 > 0$ . Thus, at  $x = 2$ , the function has a *point of inflection*.



A visualization of Example 5

#### Quick Check 3

Let  $f(x) = x^n$ , where  $n$  is a positive odd integer. Explain why functions of this form never have an absolute minimum or maximum.

#### Quick Check 3

**EXAMPLE 6** Find the absolute maximum and minimum values of

$$f(x) = 5x + \frac{35}{x}$$

over the interval  $(0, \infty)$ .

**Solution**

a) Find  $f'(x)$ . We first express  $f(x)$  as

$$f(x) = 5x + 35x^{-1}.$$

Then

$$\begin{aligned} f'(x) &= 5 - 35x^{-2} \\ &= 5 - \frac{35}{x^2}. \end{aligned}$$

b) Find the critical values. Since  $f'(x)$  exists for all values of  $x$  in  $(0, \infty)$ , the only critical values are those for which  $f'(x) = 0$ :

$$5 - \frac{35}{x^2} = 0$$

$$5 = \frac{35}{x^2}$$

$$5x^2 = 35 \quad \text{Multiplying both sides by } x^2, \text{ since } x \neq 0$$

$$x^2 = 7$$

$$x = \pm\sqrt{7} \approx \pm 2.646.$$

c) The interval is not closed and is  $(0, \infty)$ . The only critical value is  $\sqrt{7}$ . Therefore, we can apply Maximum–Minimum Principle 2 using the second derivative,

$$f''(x) = 70x^{-3} = \frac{70}{x^3},$$

to determine whether we have a maximum or a minimum. Since

$$f''(\sqrt{7}) = \frac{70}{(\sqrt{7})^3} > 0,$$

an absolute minimum occurs at  $x = \sqrt{7}$ :

$$\text{Absolute minimum} = f(\sqrt{7})$$

$$= 5 \cdot \sqrt{7} + \frac{35}{\sqrt{7}}$$

$$= 5\sqrt{7} + \frac{35}{\sqrt{7}} \cdot \frac{\sqrt{7}}{\sqrt{7}}$$

$$= 5\sqrt{7} + \frac{35\sqrt{7}}{7}$$

$$= 5\sqrt{7} + 5\sqrt{7}$$

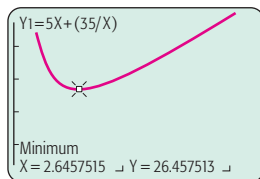
$$= 10\sqrt{7} \approx 26.458 \quad \text{at } x = \sqrt{7}.$$

**TECHNOLOGY CONNECTION**



**Finding Absolute Extrema**

Let's do Example 6 using MAXIMUM and MINIMUM from the CALC menu. The shape of the graph leads us to see that there is no absolute maximum, but there is an absolute minimum.



[0, 10, 0, 50]

Note that

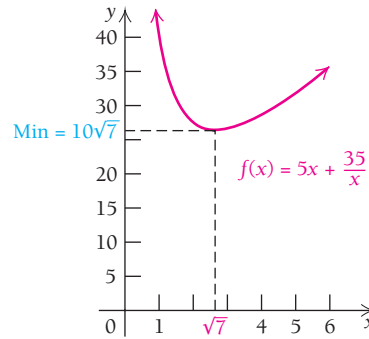
$$\sqrt{7} \approx 2.6458 \quad \text{and} \quad 10\sqrt{7} \approx 26.458,$$

which confirms the analytic solution.

**EXERCISE**

- Use a graph to estimate the absolute maximum and minimum values of  $f(x) = 10x + 1/x$  over the interval  $(0, \infty)$ . Then check your work using the analytic method of Example 6.

The function has no maximum value, which can happen since the interval  $(0, \infty)$  is *not* closed.



**Quick Check 4**

Find the absolute maximum and minimum values of

$$g(x) = \frac{2x^2 + 18}{x}$$

over the interval  $(0, \infty)$ .

**Quick Check 4**

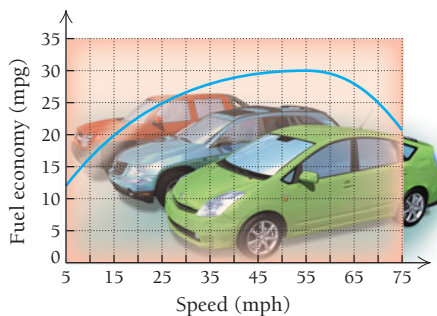
## Section Summary

- An *absolute minimum* of a function  $f$  is a value  $f(c)$  such that  $f(c) \leq f(x)$  for all  $x$  in the domain of  $f$ .
- An *absolute maximum* of a function  $f$  is a value  $f(c)$  such that  $f(c) \geq f(x)$  for all  $x$  in the domain of  $f$ .
- If the domain of  $f$  is a closed interval and  $f$  is continuous over that domain, then the *Extreme-Value Theorem* guarantees the existence of both an absolute minimum and an absolute maximum.
- Endpoints of a closed interval may be absolute extrema, but not relative extrema.
- If there is exactly one critical value  $c$  such that  $f'(c) = 0$  in the domain of  $f$ , then *Maximum-Minimum Principle 2* may be used. Otherwise, *Maximum-Minimum Principle 1* has to be used.

### EXERCISE SET

## 2.4

- Fuel economy.** According to the U.S. Department of Energy, a vehicle's fuel economy, in miles per gallon (mpg), decreases rapidly for speeds over 60 mph.



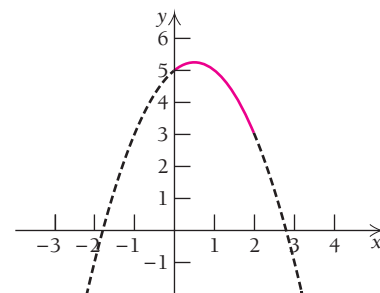
(Sources: U.S. Dept. of Energy and a study by West, B.H., McGill, R.N., Hodgson, J.W., Sluder, S.S., and Smith, D.E., Oak Ridge National Laboratory, 1999.)

- Estimate the speed at which the absolute maximum gasoline mileage is obtained.
- Estimate the speed at which the absolute minimum gasoline mileage is obtained.
- What is the mileage obtained at 70 mph?

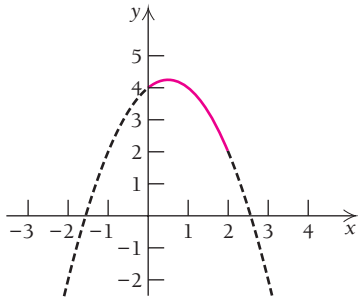
- Fuel economy.** Using the graph in Exercise 1, estimate the absolute maximum and the absolute minimum fuel economy over the interval  $[30, 70]$ .

Find the absolute maximum and minimum values of each function over the indicated interval, and indicate the  $x$ -values at which they occur.

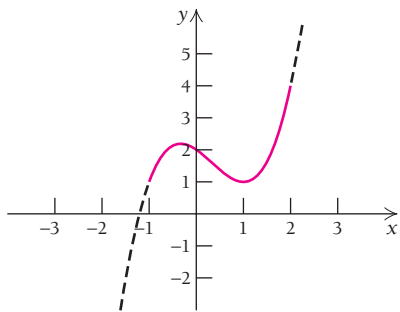
- $f(x) = 5 + x - x^2; [0, 2]$



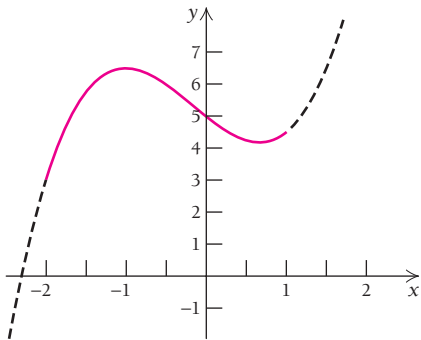
4.  $f(x) = 4 + x - x^2$ ;  $[0, 2]$



5.  $f(x) = x^3 - x^2 - x + 2$ ;  $[-1, 2]$



6.  $f(x) = x^3 - \frac{1}{2}x^2 - 2x + 5$ ;  $[-2, 1]$



7.  $f(x) = x^3 - x^2 - x + 3$ ;  $[-1, 0]$

8.  $f(x) = x^3 + \frac{1}{2}x^2 - 2x + 4$ ;  $[-2, 0]$

9.  $f(x) = 5x - 7$ ;  $[-2, 3]$

10.  $f(x) = 2x + 4$ ;  $[-1, 1]$

11.  $f(x) = 7 - 4x$ ;  $[-2, 5]$

12.  $f(x) = -2 - 3x$ ;  $[-10, 10]$

13.  $f(x) = -5$ ;  $[-1, 1]$

14.  $g(x) = 24$ ;  $[4, 13]$

15.  $f(x) = x^2 - 6x - 3$ ;  $[-1, 5]$

16.  $f(x) = x^2 - 4x + 5$ ;  $[-1, 3]$

17.  $f(x) = 3 - 2x - 5x^2$ ;  $[-3, 3]$

18.  $f(x) = 1 + 6x - 3x^2$ ;  $[0, 4]$

19.  $f(x) = x^3 - 3x^2$ ;  $[0, 5]$

20.  $f(x) = x^3 - 3x + 6$ ;  $[-1, 3]$

21.  $f(x) = x^3 - 3x$ ;  $[-5, 1]$

22.  $f(x) = 3x^2 - 2x^3$ ;  $[-5, 1]$

23.  $f(x) = 1 - x^3$ ;  $[-8, 8]$

24.  $f(x) = 2x^3$ ;  $[-10, 10]$

25.  $f(x) = 12 + 9x - 3x^2 - x^3$ ;  $[-3, 1]$

26.  $f(x) = x^3 - 6x^2 + 10$ ;  $[0, 4]$

27.  $f(x) = x^4 - 2x^3$ ;  $[-2, 2]$

28.  $f(x) = x^3 - x^4$ ;  $[-1, 1]$

29.  $f(x) = x^4 - 2x^2 + 5$ ;  $[-2, 2]$

30.  $f(x) = x^4 - 8x^2 + 3$ ;  $[-3, 3]$

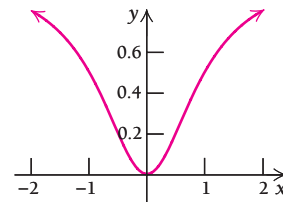
31.  $f(x) = (x + 3)^{2/3} - 5$ ;  $[-4, 5]$

32.  $f(x) = 1 - x^{2/3}$ ;  $[-8, 8]$

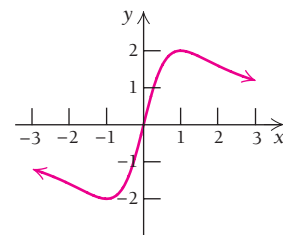
33.  $f(x) = x + \frac{1}{x}$ ;  $[1, 20]$

34.  $f(x) = x + \frac{4}{x}$ ;  $[-8, -1]$

35.  $f(x) = \frac{x^2}{x^2 + 1}$ ;  $[-2, 2]$




36.  $f(x) = \frac{4x}{x^2 + 1}$ ;  $[-3, 3]$



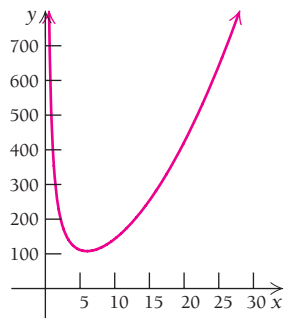
37.  $f(x) = (x + 1)^{1/3}$ ;  $[-2, 26]$

38.  $f(x) = \sqrt[3]{x}$ ;  $[8, 64]$

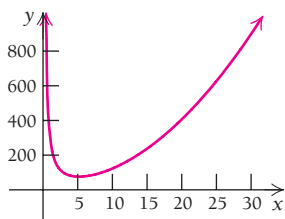
 **39–48.** Check Exercises 3, 5, 9, 13, 19, 23, 33, 35, 37, and 38 with a graphing calculator.

Find the absolute maximum and minimum values of each function, if they exist, over the indicated interval. Also indicate the  $x$ -value at which each extremum occurs. When no interval is specified, use the real line,  $(-\infty, \infty)$ .

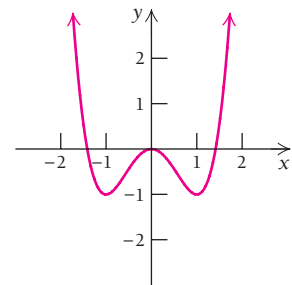
- 49.  $f(x) = 12x - x^2$
- 50.  $f(x) = 30x - x^2$
- 51.  $f(x) = 2x^2 - 40x + 270$
- 52.  $f(x) = 2x^2 - 20x + 340$
- 53.  $f(x) = x - \frac{4}{3}x^3; (0, \infty)$
- 54.  $f(x) = 16x - \frac{4}{3}x^3; (0, \infty)$
- 55.  $f(x) = x(60 - x)$
- 56.  $f(x) = x(25 - x)$
- 57.  $f(x) = \frac{1}{3}x^3 - 3x; [-2, 2]$
- 58.  $f(x) = \frac{1}{3}x^3 - 5x; [-3, 3]$
- 59.  $f(x) = -0.001x^2 + 4.8x - 60$
- 60.  $f(x) = -0.01x^2 + 1.4x - 30$
- 61.  $f(x) = -\frac{1}{3}x^3 + 6x^2 - 11x - 50; (0, 3)$
- 62.  $f(x) = -x^3 + x^2 + 5x - 1; (0, \infty)$
- 63.  $f(x) = 15x^2 - \frac{1}{2}x^3; [0, 30]$
- 64.  $f(x) = 4x^2 - \frac{1}{2}x^3; [0, 8]$
- 65.  $f(x) = 2x + \frac{72}{x}; (0, \infty)$
- 66.  $f(x) = x + \frac{3600}{x}; (0, \infty)$
- 67.  $f(x) = x^2 + \frac{432}{x}; (0, \infty)$



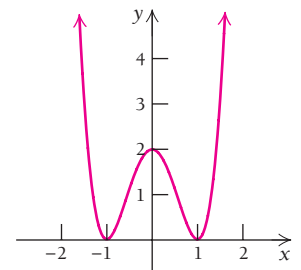
68.  $f(x) = x^2 + \frac{250}{x}; (0, \infty)$



- 69.  $f(x) = 2x^4 - x; [-1, 1]$
- 70.  $f(x) = 2x^4 + x; [-1, 1]$
- 71.  $f(x) = \sqrt[3]{x}; [0, 8]$
- 72.  $f(x) = \sqrt{x}; [0, 4]$
- 73.  $f(x) = (x + 1)^3$
- 74.  $f(x) = (x - 1)^3$
- 75.  $f(x) = 2x - 3; [-1, 1]$
- 76.  $f(x) = 9 - 5x; [-10, 10]$
- 77.  $f(x) = 2x - 3; [-1, 5]$
- 78.  $f(x) = 9 - 5x; [-2, 3]$
- 79.  $f(x) = x^{2/3}; [-1, 1]$
- 80.  $g(x) = x^{2/3}$
- 81.  $f(x) = \frac{1}{3}x^3 - x + \frac{2}{3}$
- 82.  $f(x) = \frac{1}{3}x^3 - \frac{1}{2}x^2 - 2x + 1$
- 83.  $f(x) = \frac{1}{3}x^3 - 2x^2 + x; [0, 4]$
- 84.  $g(x) = \frac{1}{3}x^3 + 2x^2 + x; [-4, 0]$
- 85.  $t(x) = x^4 - 2x^2$



86.  $f(x) = 2x^4 - 4x^2 + 2$



**87–96.** Check Exercises 49, 51, 53, 57, 61, 65, 67, 69, 73, and 85 with a graphing calculator.

### APPLICATIONS

#### Business and Economics

97. **Monthly productivity.** An employee's monthly productivity  $M$ , in number of units produced, is found to be a function of  $t$ , the number of years of service. For a certain product, a productivity function is given by  $M(t) = -2t^2 + 100t + 180, 0 \leq t \leq 40$ . Find the maximum productivity and the year in which it is achieved.



98. **Advertising.** Sound Software estimates that it will sell  $N$  units of a program after spending  $a$  dollars on advertising, where

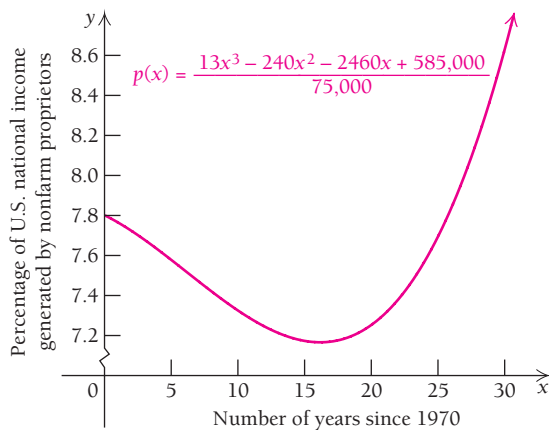
$$N(a) = -a^2 + 300a + 6, \quad 0 \leq a \leq 300,$$

and  $a$  is in thousands of dollars. Find the maximum number of units that can be sold and the amount that must be spent on advertising in order to achieve that maximum.

99. **Small business.** The percentage of the U.S. national income generated by nonfarm proprietors may be modeled by

$$p(x) = \frac{13x^3 - 240x^2 - 2460x + 585,000}{75,000},$$

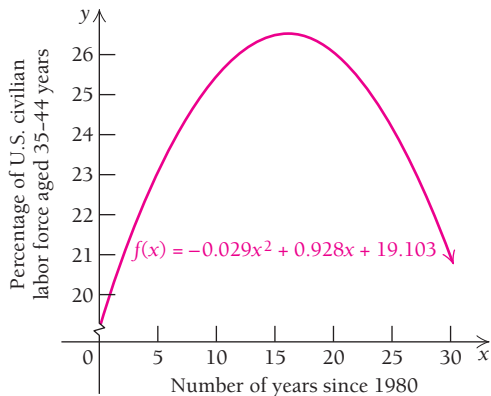
where  $x$  is the number of years since 1970. (Source: U.S. Census Bureau.) According to this model, in what year from 1970 through 2000 was this percentage a minimum? Calculate the answer, and then check it on the graph.



100. The percentage of the U.S. civilian labor force aged 35–44 may be modeled by

$$f(x) = -0.029x^2 + 0.928x + 19.103,$$


where  $x$  is the number of years since 1980. (Source: U.S. Census Bureau.) According to this model, in what year from 1980 through 2010 was this percentage a maximum? Calculate the answer, and then check it on the graph.



101. **Worldwide oil production.** One model of worldwide oil production is the function given by

$$P(t) = 0.000008533t^4 - 0.001685t^3 + 0.090t^2 - 0.687t + 4.00, \quad 0 \leq t \leq 90,$$

where  $P(t)$  is the number of barrels, in billions, produced in a year,  $t$  years after 1950. (Source: *Beyond Oil*, by Kenneth S. Deffeyes, p. xii, Hill and Wang, New York, 2005.) According to this model, in what year did worldwide oil production achieve an absolute maximum? What was that maximum? (Hint: Do not solve  $P'(t) = 0$  algebraically.)



102. **Maximizing profit.** Corner Stone Electronics determines that its total weekly profit, in dollars, from the production and sale of  $x$  amplifiers is given by

$$P(x) = \frac{1500}{x^2 - 6x + 10}.$$

Find the number of amplifiers,  $x$ , for which the total weekly profit is a maximum.

**Maximizing profit.** The total-cost and total-revenue functions for producing  $x$  items are

$$C(x) = 5000 + 600x \quad \text{and} \quad R(x) = -\frac{1}{2}x^2 + 1000x,$$

where  $0 \leq x \leq 600$ . Use these functions for Exercises 103 and 104.

103. a) Find the total-profit function  $P(x)$ .  
 b) Find the number of items,  $x$ , for which the total profit is a maximum.
104. a) The average profit is given by  $A(x) = P(x)/x$ . Find  $A(x)$ .  
 b) Find the number of items,  $x$ , for which the average profit is a maximum.

### Life and Physical Sciences

105. **Blood pressure.** For a dosage of  $x$  cubic centimeters (cc) of a certain drug, the resulting blood pressure  $B$  is approximated by

$$B(x) = 305x^2 - 1830x^3, \quad 0 \leq x \leq 0.16.$$

Find the maximum blood pressure and the dosage at which it occurs.

### SYNTHESIS

106. Explain the usefulness of the second derivative in finding the absolute extrema of a function.

For Exercises 107–110, find the absolute maximum and minimum values of each function, and sketch the graph.

107.  $f(x) = \begin{cases} 2x + 1 & \text{for } -3 \leq x \leq 1, \\ 4 - x^2, & \text{for } 1 < x \leq 2 \end{cases}$

108.  $g(x) = \begin{cases} x^2, & \text{for } -2 \leq x \leq 0, \\ 5x, & \text{for } 0 < x \leq 2 \end{cases}$

109.  $h(x) = \begin{cases} 1 - x^2, & \text{for } -4 \leq x < 0, \\ 1 - x, & \text{for } 0 \leq x < 1, \\ x - 1, & \text{for } 1 \leq x \leq 2 \end{cases}$

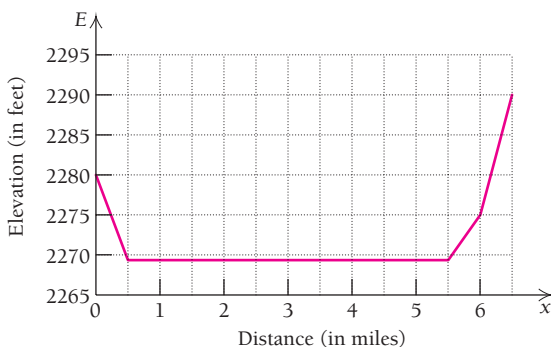
110.  $F(x) = \begin{cases} x^2 + 4, & \text{for } -2 \leq x < 0, \\ 4 - x, & \text{for } 0 \leq x < 3, \\ \sqrt{x - 2}, & \text{for } 3 \leq x \leq 67 \end{cases}$

111. Consider the piecewise-defined function  $f$  defined by:

$$f(x) = \begin{cases} x^2 + 2, & \text{for } -2 \leq x \leq 0, \\ 2, & \text{for } 0 < x < 4, \\ x - 2, & \text{for } 4 \leq x \leq 6. \end{cases}$$

- a) Sketch its graph.
- b) Identify the absolute maximum.
- c) How would you describe the absolute minimum?

112. **Physical science: dry lake elevation.** Dry lakes are common in the Western deserts of the United States. These beds of ancient lakes are notable for having perfectly flat terrain. Rogers Dry Lake in California has been used as a landing site for space shuttle missions in recent years. The graph shows the elevation  $E$ , in feet, as a function of the distance  $x$ , in miles, from a point west ( $x = 0$ ) of Rogers Dry Lake to a point east of the dry lake. (Source: www.mytopo.com.)



- a) What is the maximum elevation?
- b) How would you describe the minimum elevation?

Find the absolute maximum and minimum values of the function, if they exist, over the indicated interval.

113.  $g(x) = x\sqrt{x + 3}; \quad [-3, 3]$

114.  $h(x) = x\sqrt{1 - x}; \quad [0, 1]$

115. **Business: total cost.** Certain costs in a business environment can be separated into two components: those that increase with volume and those that decrease with volume. For example, customer service becomes more expensive as its quality increases, but part of the increased cost is offset by fewer customer complaints. A firm has determined that its cost of service,  $C(x)$ , in thousands of dollars, is modeled by

$$C(x) = (2x + 4) + \left(\frac{2}{x - 6}\right), \quad x > 6,$$

where  $x$  represents the number of “quality units.” Find the number of “quality units” that the firm should use in order to minimize its total cost of service.

116. Let

$$y = (x - a)^2 + (x - b)^2.$$

For what value of  $x$  is  $y$  a minimum?

117. Explain the usefulness of the first derivative in finding the absolute extrema of a function.

**TECHNOLOGY CONNECTION**

118. **Business: worldwide oil production.** Refer to Exercise 101. In what year was worldwide oil production increasing most rapidly and at what rate was it increasing?

119. **Business: U.S. oil production.** One model of oil production in the United States is given by  $P(t) = 0.0000000219t^4 - 0.0000167t^3 + 0.00155t^2 + 0.002t + 0.22, \quad 0 \leq t \leq 110,$

where  $P(t)$  is the number of barrels of oil, in billions, produced in a year,  $t$  years after 1910. (Source: *Beyond Oil*, by Kenneth S. Deffeyes, p. 41, Hill and Wang, New York, 2005.)

- a) According to this model, what is the absolute maximum amount of oil produced in the United States and in what year did that production occur?
- b) According to this model, at what rate was United States oil production declining in 2004 and in 2010?

Graph each function over the given interval. Visually estimate where absolute maximum and minimum values occur. Then use the TABLE feature to refine your estimate.

120.  $f(x) = x^{2/3}(x - 5); \quad [1, 4]$

121.  $f(x) = \frac{3}{4}(x^2 - 1)^{2/3}; \quad [\frac{1}{2}, \infty)$

122.  $f(x) = x\left(\frac{x}{2} - 5\right)^4; \quad \mathbb{R}$

123. **Life and physical sciences: contractions during pregnancy.** The following table and graph give the pressure of a pregnant woman's contractions as a function of time.

Time, $t$ (in minutes)	Pressure (in millimeters of mercury)
0	10
1	8
2	9.5
3	15
4	12
5	14
6	14.5

Use a calculator that has the REGRESSION option.

- Fit a linear equation to the data. Predict the pressure of the contractions after 7 min.
- Fit a quartic polynomial to the data. Predict the pressure of the contractions after 7 min. Find the smallest contraction over the interval  $[0, 10]$ .

### Answers to Quick Checks

- Absolute maximum is 20 at  $x = 3$ ; absolute minimum is 0 at  $x = 1$ .
- (a) Absolute maximum is 0 at  $x = 0$ ; absolute minimum is  $-25$  at  $x = 5$ . (b) Absolute maximum is 0 at  $x = 10$ ; absolute minimum is  $-25$  at  $x = 5$ .
- The derivative is  $f'(x) = nx^{n-1}$ . If  $n$  is odd,  $n - 1$  is even. Thus,  $nx^{n-1}$  is always positive or zero, never negative.
- No absolute maximum; absolute minimum is 12 at  $x = 3$ .

## 2.5

### OBJECTIVE

- Solve maximum–minimum problems using calculus.

## Maximum–Minimum Problems; Business and Economics Applications

An important use of calculus is the solving of maximum–minimum problems, that is, finding the absolute maximum or minimum value of some varying quantity  $Q$  and the point at which that maximum or minimum occurs.

- EXAMPLE 1 Maximizing Area.** A hobby store has 20 ft of fencing to fence off a rectangular area for an electric train in one corner of its display room. The two sides up against the wall require no fence. What dimensions of the rectangle will maximize the area? What is the maximum area?

**Solution** At first glance, we might think that it does not matter what dimensions we use: They will all yield the same area. This is not the case. Let's first make a drawing and express the area in terms of one variable. If we let  $x =$  the length, in feet, of one side and  $y =$  the length, in feet, of the other, then, since the sum of the lengths must be 20 ft, we have

$$x + y = 20 \quad \text{and} \quad y = 20 - x.$$

Thus, the area is given by

$$\begin{aligned} A &= xy \\ &= x(20 - x) \\ &= 20x - x^2. \end{aligned}$$



## TECHNOLOGY CONNECTION



## EXERCISES

1. Complete this table, using a calculator as needed.

$x$	$y = 20 - x$	$A = x(20 - x)$
0		
4		
6.5		
8		
10		
12		
13.2		
20		

2. Graph  $A(x) = x(20 - x)$  over the interval  $[0, 20]$ .  
 3. Estimate the maximum value, and state where it occurs.

### Quick Check 1

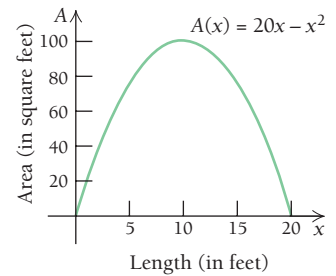
Repeat Example 1 starting with 50 ft of fencing, and again starting with 100 ft of fencing. Do you detect a pattern? If you had  $n$  feet of fencing, what would be the dimensions of the maximum area (in terms of  $n$ )?

### Quick Check 1

We are trying to find the maximum value of

$$A(x) = 20x - x^2$$

over the interval  $(0, 20)$ . We consider the interval  $(0, 20)$  because  $x$  is a length and cannot be negative or 0. Since there is only 20 ft of fencing,  $x$  cannot be greater than 20. Also,  $x$  cannot be 20 because then the length of  $y$  would be 0.



- a) We first find  $A'(x)$ :  $A'(x) = 20 - 2x$ .  
 b) This derivative exists for all values of  $x$  in  $(0, 20)$ . Thus, the only critical values are where

$$\begin{aligned} A'(x) &= 20 - 2x = 0 \\ -2x &= -20 \\ x &= 10. \end{aligned}$$

Since there is only one critical value, we can use the second derivative to determine whether we have a maximum. Note that

$$A''(x) = -2,$$

which is a constant. Thus,  $A''(10)$  is negative, so  $A(10)$  is a maximum. Now

$$\begin{aligned} A(10) &= 10(20 - 10) \\ &= 10 \cdot 10 \\ &= 100. \end{aligned}$$

Thus, the maximum area of  $100 \text{ ft}^2$  is obtained using 10 ft for the length of one side and  $20 - 10$ , or 10 ft for the other. Note that  $A(5) = 75$ ,  $A(16) = 64$ , and  $A(12) = 96$ ; so length does affect area.

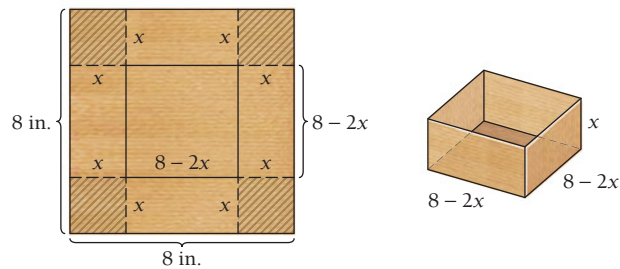
Here is a general strategy for solving maximum–minimum problems. Although it may not guarantee success, it should certainly improve your chances.

## A Strategy for Solving Maximum–Minimum Problems

1. Read the problem carefully. If relevant, make a drawing.
2. Make a list of appropriate variables and constants, noting what varies, what stays fixed, and what units are used. Label the measurements on your drawing, if one exists.
3. Translate the problem to an equation involving a quantity  $Q$  to be maximized or minimized. Try to represent  $Q$  in terms of the variables of step 2.
4. Try to express  $Q$  as a function of one variable. Use the procedures developed in Sections 2.1–2.4 to determine the maximum or minimum values and the points at which they occur.

**EXAMPLE 2 Maximizing Volume.** From a thin piece of cardboard 8 in. by 8 in., square corners are cut out so that the sides can be folded up to make a box. What dimensions will yield a box of maximum volume? What is the maximum volume?

**Solution** We might again think at first that it does not matter what the dimensions are, but our experience with Example 1 suggests otherwise. We make a drawing in which  $x$  is the length, in inches, of each square to be cut. It is important to note that since the original square is 8 in. by 8 in., after the smaller squares are removed, the lengths of the sides of the box will be  $(8 - 2x)$  in. by  $(8 - 2x)$  in.



### TECHNOLOGY CONNECTION

#### EXERCISES

1. Complete this table to help visualize Example 2.

$x$	$8 - 2x$	$4x^3 - 32x^2 + 64x$
0		
0.5		
1.0		
1.5		
2.0		
2.5		
3.0		
3.5		
4.0		

2. Graph  $V(x) = 4x^3 - 32x^2 + 64x$  over the interval  $(0, 4)$ .

3. Estimate a maximum value, and state where it occurs.

After the four small squares are removed and the sides are folded up, the volume  $V$  of the resulting box is

$$V = l \cdot w \cdot h = (8 - 2x) \cdot (8 - 2x) \cdot x,$$

or 
$$V(x) = (64 - 32x + 4x^2)x = 4x^3 - 32x^2 + 64x.$$

Since  $8 - 2x > 0$ , this means that  $x < 4$ . Thus, we need to maximize

$$V(x) = 4x^3 - 32x^2 + 64x \quad \text{over the interval } (0, 4).$$

To do so, we first find  $V'(x)$ :

$$V'(x) = 12x^2 - 64x + 64.$$

Since  $V'(x)$  exists for all  $x$  in the interval  $(0, 4)$ , we can set it equal to 0 to find the critical values:

$$V'(x) = 12x^2 - 64x + 64 = 0$$

$$4(3x^2 - 16x + 16) = 0$$

$$4(3x - 4)(x - 4) = 0$$

$$3x - 4 = 0 \quad \text{or} \quad x - 4 = 0$$

$$3x = 4 \quad \text{or} \quad x = 4$$

$$x = \frac{4}{3} \quad \text{or} \quad x = 4.$$

The only critical value in  $(0, 4)$  is  $\frac{4}{3}$ . Thus, we can use the second derivative,

$$V''(x) = 24x - 64,$$

to determine whether we have a maximum. Since

$$V''\left(\frac{4}{3}\right) = 24 \cdot \frac{4}{3} - 64 = 32 - 64 < 0,$$

we know that  $V\left(\frac{4}{3}\right)$  is a maximum.

### Quick Check 2

Repeat Example 2 starting with a sheet of cardboard measuring 8.5 in. by 11 in. (the size of a typical sheet of paper). Will this box hold 1 liter (L) of liquid? (*Hint*: 1 L = 1000 cm<sup>3</sup> and 1 in<sup>3</sup> = 16.38 cm<sup>3</sup>.)

Thus, to maximize the box's volume, small squares with edges measuring  $\frac{4}{3}$  in., or  $1\frac{1}{3}$  in., should be cut from each corner of the original 8 in. by 8 in. piece of cardboard. When the sides are folded up, the resulting box will have sides of length

$$8 - 2x = 8 - 2 \cdot \frac{4}{3} = \frac{24}{3} - \frac{8}{3} = \frac{16}{3} = 5\frac{1}{3} \text{ in.}$$

and a height of  $1\frac{1}{3}$  in. The maximum volume is

$$V\left(\frac{4}{3}\right) = 4\left(\frac{4}{3}\right)^3 - 32\left(\frac{4}{3}\right)^2 + 64\left(\frac{4}{3}\right) = \frac{1024}{27} = 37\frac{25}{27} \text{ in}^3.$$

### Quick Check 2

In manufacturing, minimizing the amount of material used is always preferred, both from a cost standpoint and in terms of efficiency.

**EXAMPLE 3** **Minimizing Material: Surface Area.** A manufacturer of food-storage containers makes a cylindrical can with a volume of 500 milliliters (mL; 1 mL = 1 cm<sup>3</sup>). What dimensions (height and radius) will minimize the material needed to produce each can, that is, minimize the surface area?

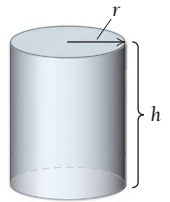
**Solution** We let  $h$  = height of the can and  $r$  = radius, both measured in centimeters. The formula for volume of a cylinder is

$$V = \pi r^2 h.$$

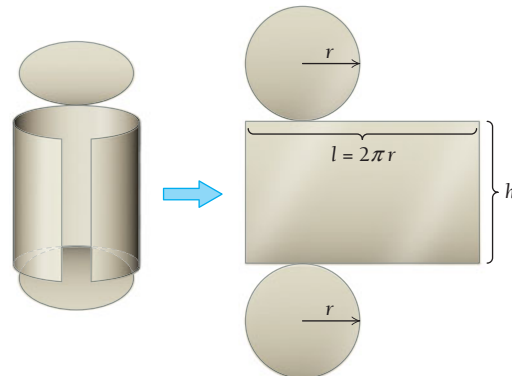
Since we know the volume is 500 cm<sup>3</sup>, this formula allows us to relate  $h$  and  $r$ , expressing one in terms of the other. It is easier to solve for  $h$  in terms of  $r$ :

$$\pi r^2 h = 500$$

$$h = \frac{500}{\pi r^2}.$$



The can is composed of two circular ends, each with an area equal to  $\pi r^2$ , and a side wall that, when laid out flat, is a rectangle with a height  $h$  and a length the same as the circumference of the circular ends, or  $2\pi r$ . Thus, the area of this rectangle is  $2\pi r h$ .



The total surface area  $A$  is the sum of the areas of the two circular ends and the side wall:

$$\begin{aligned} A &= 2(\pi r^2) + (2\pi r h) \\ &= 2\pi r^2 + 2\pi r \left( \frac{500}{\pi r^2} \right). \quad \text{Substituting for } h. \end{aligned}$$

Simplifying, we have area  $A$  as a function of radius  $r$ :

$$A(r) = 2\pi r^2 + \frac{1000}{r}.$$

The nature of this problem situation requires that  $r > 0$ . We differentiate:

$$A'(r) = 4\pi r - \frac{1000}{r^2} \quad \text{Note that } \frac{d}{dr} \left( \frac{1000}{r} \right) = \frac{d}{dr} (1000r^{-1}) = -1000r^{-2} = -\frac{1000}{r^2}.$$

We set the derivative equal to 0 and solve for  $r$  to determine the critical values:

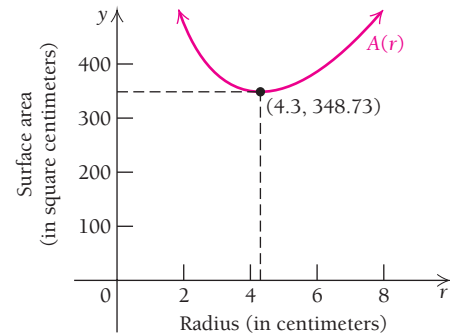
$$\begin{aligned} 4\pi r - \frac{1000}{r^2} &= 0 \\ 4\pi r &= \frac{1000}{r^2} \\ 4\pi r^3 &= 1000 \\ r^3 &= \frac{1000}{4\pi} = \frac{250}{\pi} \\ r &= \sqrt[3]{\frac{250}{\pi}} \approx 4.3 \text{ cm.} \end{aligned}$$

The critical value  $r \approx 4.3$  is the only critical value in the interval  $(0, \infty)$ . The second derivative is

$$A''(r) = 4\pi + \frac{2000}{r^3}.$$

Evaluating  $A''(x)$  at the critical value, we get a positive value:

$$A''(4.3) = 4\pi + \frac{2000}{(4.3)^3} > 0.$$



The graph is concave up at the critical value, so the critical value indicates a minimum point. Thus, the radius should be  $\sqrt[3]{\frac{250}{\pi}}$ , or approximately 4.3 cm. The height is approximately  $h = \frac{500}{\pi(4.3)^2} \approx 8.6$  cm, and the minimum total surface area is approximately  $348.73 \text{ cm}^2$ . Assuming that the material used for the side and the ends costs the same, minimizing the surface area will also minimize the cost to produce each can.

### Quick Check 3

Repeat Example 3 for a cylindrical can with a volume of  $1000 \text{ cm}^3$ . What do you notice about the relationship between the cylinder's radius and height? Repeat the example again for any other volume. Does the relationship between radius and height still hold? State this relationship.

### Quick Check 3

**EXAMPLE 4** **Business: Maximizing Revenue.** A stereo manufacturer determines that in order to sell  $x$  units of a new stereo, the price per unit, in dollars, must be

$$p(x) = 1000 - x.$$

The manufacturer also determines that the total cost of producing  $x$  units is given by

$$C(x) = 3000 + 20x.$$

- Find the total revenue  $R(x)$ .
- Find the total profit  $P(x)$ .
- How many units must the company produce and sell in order to maximize profit?
- What is the maximum profit?
- What price per unit must be charged in order to make this maximum profit?

**Solution**

$$\begin{aligned} \text{a) } R(x) &= \text{Total revenue} \\ &= (\text{Number of units}) \cdot (\text{Price per unit}) \\ &= x \cdot p \\ &= x(1000 - x) = 1000x - x^2 \end{aligned}$$

$$\begin{aligned} \text{b) } P(x) &= \text{Total revenue} - \text{Total cost} \\ &= R(x) - C(x) \\ &= (1000x - x^2) - (3000 + 20x) \\ &= -x^2 + 980x - 3000 \end{aligned}$$

- c) To find the maximum value of  $P(x)$ , we first find  $P'(x)$ :

$$P'(x) = -2x + 980.$$

This is defined for all real numbers, so the only critical values will come from solving  $P'(x) = 0$ :

$$\begin{aligned} P'(x) = -2x + 980 &= 0 \\ -2x &= -980 \\ x &= 490. \end{aligned}$$

There is only one critical value. We can therefore try to use the second derivative to determine whether we have an absolute maximum. Note that

$$P''(x) = -2, \text{ a constant.}$$

Thus,  $P''(490)$  is negative, and so profit is maximized when 490 units are produced and sold.

- d) The maximum profit is given by

$$\begin{aligned} P(490) &= -(490)^2 + 980 \cdot 490 - 3000 \\ &= \$237,100. \end{aligned}$$

Thus, the stereo manufacturer makes a maximum profit of \$237,100 by producing and selling 490 stereos.

- e) The price per unit needed to make the maximum profit is

$$p = 1000 - 490 = \$510.$$

**Quick Check 4**

Repeat Example 4 with the price function

$$p(x) = 1750 - 2x$$

and the cost function

$$C(x) = 2250 + 15x.$$

Round your answers when necessary.

**Quick Check 4**



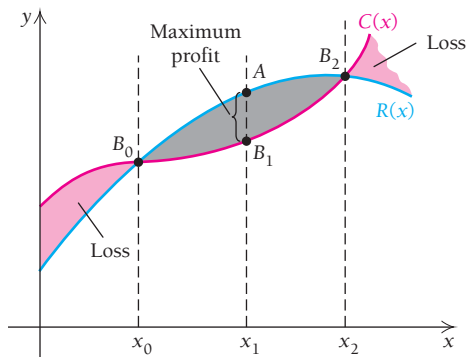


FIGURE 1

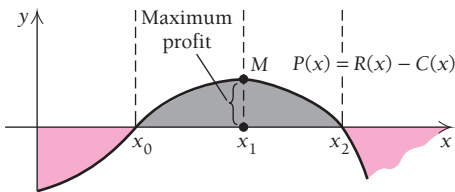


FIGURE 2

Let's take a general look at the total-profit function and its related functions. Figure 1 shows an example of total-cost and total-revenue functions. We can estimate what the maximum profit might be by looking for the widest gap between  $R(x)$  and  $C(x)$ , when  $R(x) > C(x)$ . Points  $B_0$  and  $B_2$  are break-even points.

Figure 2 shows the related total-profit function. Note that when production is too low ( $< x_0$ ), there is a loss, perhaps due to high fixed or initial costs and low revenue. When production is too high ( $> x_2$ ), there is also a loss, perhaps due to the increased cost of overtime pay or expansion.

The business operates at a profit everywhere between  $x_0$  and  $x_2$ . Note that maximum profit occurs at a critical value  $x_1$  of  $P(x)$ . If we assume that  $P'(x)$  exists for all  $x$  in some interval, usually  $[0, \infty)$ , this critical value occurs at some number  $x$  such that

$$P'(x) = 0 \quad \text{and} \quad P''(x) < 0.$$

Since  $P(x) = R(x) - C(x)$ , it follows that

$$P'(x) = R'(x) - C'(x) \quad \text{and} \quad P''(x) = R''(x) - C''(x).$$

Thus, the maximum profit occurs at some number  $x$  such that

$$P'(x) = R'(x) - C'(x) = 0 \quad \text{and} \quad P''(x) = R''(x) - C''(x) < 0,$$

or

$$R'(x) = C'(x) \quad \text{and} \quad R''(x) < C''(x).$$

In summary, we have the following theorem.

### THEOREM 10

Maximum profit occurs at those  $x$ -values for which

$$R'(x) = C'(x) \quad \text{and} \quad R''(x) < C''(x).^*$$

You can check that the results in parts (c) and (d) of Example 4 can be easily found using Theorem 10.

**EXAMPLE 5 Business: Determining a Ticket Price.** Promoters of international fund-raising concerts must walk a fine line between profit and loss, especially when determining the price to charge for admission to closed-circuit TV showings in local theaters. By keeping records, a theater determines that at an admission price of \$26, it averages 1000 people in attendance. For every drop in price of \$1, it gains 50 customers. Each customer spends an average of \$4 on concessions. What admission price should the theater charge in order to maximize total revenue?

**Solution** Let  $x$  be the number of dollars by which the price of \$26 should be decreased. (If  $x$  is negative, the price is increased.) We first express the total revenue  $R$  as a function of  $x$ . Note that the increase in ticket sales is  $50x$  when the price drops  $x$  dollars:

$$\begin{aligned} R(x) &= (\text{Revenue from tickets}) + (\text{Revenue from concessions}) \\ &= (\text{Number of people}) \cdot (\text{Ticket price}) + (\text{Number of people}) \cdot 4 \\ &= (1000 + 50x)(26 - x) + (1000 + 50x) \cdot 4 \\ &= 26,000 - 1000x + 1300x - 50x^2 + 4000 + 200x, \end{aligned}$$

$$\text{or} \quad R(x) = -50x^2 + 500x + 30,000.$$

\*In Section 2.6, the concepts of *marginal revenue* and *marginal cost* are introduced, allowing  $R'(x) = C'(x)$  to be regarded as Marginal revenue = Marginal cost.

To find  $x$  such that  $R(x)$  is a maximum, we first find  $R'(x)$ :

$$R'(x) = -100x + 500.$$

This derivative exists for all real numbers  $x$ . Thus, the only critical values are where  $R'(x) = 0$ ; so we solve that equation:

$$-100x + 500 = 0$$

$$-100x = -500$$

$$x = 5$$

This corresponds to lowering the price by \$5.

Since this is the only critical value, we can use the second derivative,

$$R''(x) = -100,$$

to determine whether we have a maximum. Since  $R''(5)$  is negative,  $R(5)$  is a maximum. Therefore, in order to maximize revenue, the theater should charge

$$\$26 - \$5, \text{ or } \$21 \text{ per ticket.}$$

### Quick Check 5

A baseball team charges \$30 per ticket and averages 20,000 people in attendance per game. Each person spends an average of \$8 on concessions. For every drop of \$1 in the ticket price, the attendance rises by 800 people. What ticket price should the team charge to maximize total revenue?

### Quick Check 5



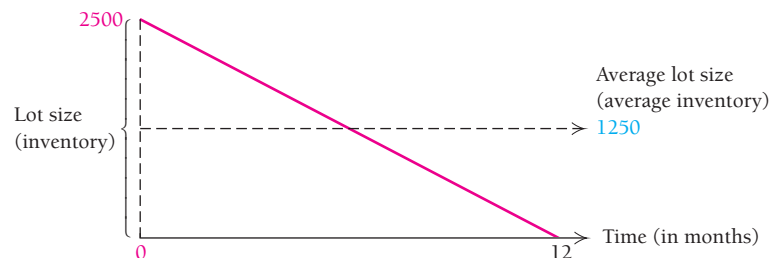
## Minimizing Inventory Costs

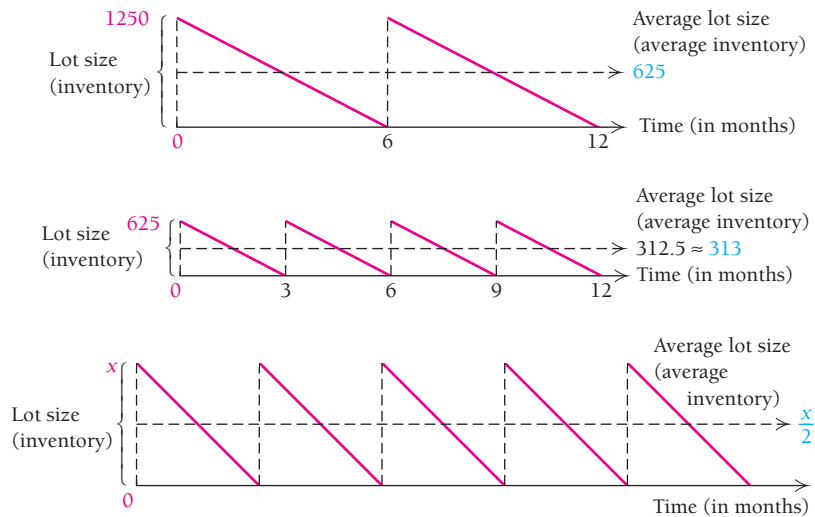
A retail business outlet needs to be concerned about inventory costs. Suppose, for example, that an appliance store sells 2500 television sets per year. It *could* operate by ordering all the sets at once. But then the owners would face the carrying costs (insurance, building space, and so on) of storing them all. Thus, they might make several, say 5, smaller orders, so that the largest number they would ever have to store is 500. However, each time they reorder, there are costs for paperwork, delivery charges, labor, and so on. It seems, therefore, that there must be some balance between carrying costs and reorder costs. Let's see how calculus can help determine what that balance might be. We are trying to minimize the following function:

$$\text{Total inventory costs} = (\text{Yearly carrying costs}) + (\text{Yearly reorder costs}).$$

The *lot size*  $x$  is the largest number ordered each reordering period. If  $x$  units are ordered each period, then during that time somewhere between 0 and  $x$  units are in stock. To have a representative expression for the amount in stock at any one time in the period, we can use the average,  $x/2$ . This represents the average amount held in stock over the course of each time period.

Refer to the graphs shown below and on the next page. If the lot size is 2500, then during the period between orders, there are somewhere between 0 and 2500 units in stock. On average, there are  $2500/2$ , or 1250 units in stock. If the lot size is 1250, then during the period between orders, there are somewhere between 0 and 1250 units in stock. On average, there are  $1250/2$ , or 625 units in stock. In general, if the lot size is  $x$ , the average inventory is  $x/2$ .





**EXAMPLE 6 Business: Minimizing Inventory Costs.** A retail appliance store sells 2500 television sets per year. It costs \$10 to store one set for a year. To reorder, there is a fixed cost of \$20, plus a fee of \$9 per set. How many times per year should the store reorder, and in what lot size, to minimize inventory costs?

**Solution** Let  $x$  = the lot size. Inventory costs are given by

$$C(x) = (\text{Yearly carrying costs}) + (\text{Yearly reorder costs}).$$

We consider each component of inventory costs separately.

**a) Yearly carrying costs.** The average amount held in stock is  $x/2$ , and it costs \$10 per set for storage. Thus,

$$\begin{aligned} \text{Yearly carrying costs} &= \left( \begin{array}{c} \text{Yearly cost} \\ \text{per item} \end{array} \right) \cdot \left( \begin{array}{c} \text{Average number} \\ \text{of items} \end{array} \right) \\ &= 10 \cdot \frac{x}{2}. \end{aligned}$$

**b) Yearly reorder costs.** We know that  $x$  is the lot size, and we let  $N$  be the number of reorders each year. Then  $Nx = 2500$ , and  $N = 2500/x$ . Thus,

$$\begin{aligned} \text{Yearly reorder costs} &= \left( \begin{array}{c} \text{Cost of each} \\ \text{order} \end{array} \right) \cdot \left( \begin{array}{c} \text{Number of} \\ \text{reorders} \end{array} \right) \\ &= (20 + 9x) \frac{2500}{x}. \end{aligned}$$

**c)** Thus, we have

$$\begin{aligned} C(x) &= 10 \cdot \frac{x}{2} + (20 + 9x) \frac{2500}{x} \\ &= 5x + \frac{50,000}{x} + 22,500 = 5x + 50,000x^{-1} + 22,500. \end{aligned}$$

**d)** To find a minimum value of  $C$  over  $[1, 2500]$ , we first find  $C'(x)$ :

$$C'(x) = 5 - \frac{50,000}{x^2}.$$

- e)  $C'(x)$  exists for all  $x$  in  $[1, 2500]$ , so the only critical values are those  $x$ -values such that  $C'(x) = 0$ . We solve  $C'(x) = 0$ :

$$5 - \frac{50,000}{x^2} = 0$$

$$5 = \frac{50,000}{x^2}$$

$$5x^2 = 50,000$$

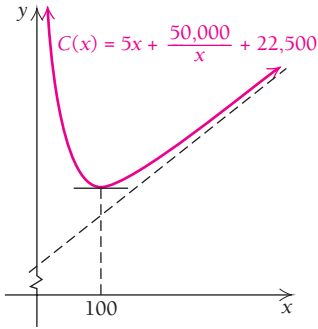
$$x^2 = 10,000$$

$$x = \pm 100.$$

Since there is only one critical value in  $[1, 2500]$ , that is,  $x = 100$ , we can use the second derivative to see whether it yields a maximum or a minimum:

$$C''(x) = \frac{100,000}{x^3}.$$

$C''(x)$  is positive for all  $x$  in  $[1, 2500]$ , so we have a minimum at  $x = 100$ . Thus, to minimize inventory costs, the store should order  $2500/100$ , or 25, times per year. The lot size is 100 sets.



**TECHNOLOGY CONNECTION**

**Exploratory**

Many calculators can make tables and/or spreadsheets of function values. In reference to Example 6, without using calculus, one might make an estimate of the lot size that will minimize total inventory costs by using a table like the one below. Complete the table, and estimate the solution of Example 6.

**EXERCISES**

- Graph  $C(x)$  over the interval  $[1, 2500]$ .
- Graphically estimate the minimum value, and note where it occurs. Does the table confirm the graph?

Lot Size, $x$	Number of Reorders, $\frac{2500}{x}$	Average Inventory, $\frac{x}{2}$	Carrying Costs, $10 \cdot \frac{x}{2}$	Cost of Each Order, $20 + 9x$	Reorder Costs, $(20 + 9x) \frac{2500}{x}$	Total Inventory Costs, $C(x) = 10 \cdot \frac{x}{2} + (20 + 9x) \frac{2500}{x}$
2500	1	1250	\$12,500	\$22,520	\$22,520	\$35,020
1250	2	625	6,250	11,270	22,540	
500	5	250	2,500	4,520		
250	10	125				
167	15	84				
125	20					
100	25					
90	28					
50	50					

What happens in problems like Example 6 if the answer is not a whole number? For those cases, we consider the two whole numbers closest to the answer and substitute them into  $C(x)$ . The value that yields the smaller  $C(x)$  is the lot size.

**EXAMPLE 7 Business: Minimizing Inventory Costs.** Reconsider Example 6, but change the \$10 storage cost to \$20. How many times per year should the store reorder television sets, and in what lot size, in order to minimize inventory costs?

**Solution** Comparing this situation with that in Example 6, we find that the inventory cost function becomes

$$\begin{aligned} C(x) &= 20 \cdot \frac{x}{2} + (20 + 9x) \frac{2500}{x} \\ &= 10x + \frac{50,000}{x} + 22,500 = 10x + 50,000x^{-1} + 22,500. \end{aligned}$$

Then we find  $C'(x)$ , set it equal to 0, and solve for  $x$ :

$$\begin{aligned} C'(x) &= 10 - \frac{50,000}{x^2} = 0 \\ 10 &= \frac{50,000}{x^2} \\ 10x^2 &= 50,000 \\ x^2 &= 5000 \\ x &= \sqrt{5000} \\ &\approx 70.7. \end{aligned}$$

It is impossible to reorder 70.7 sets each time, so we consider the two numbers closest to 70.7, which are 70 and 71. Since

$$C(70) \approx \$23,914.29 \quad \text{and} \quad C(71) \approx \$23,914.23,$$

it follows that the lot size that will minimize cost is 71, although the difference, \$0.06, is not much. (Note: Such a procedure will not work for all functions but will work for the type we are considering here.) The number of times an order should be placed is  $2500/71$  with a remainder of 15, indicating that 35 orders should be placed. Of those,  $35 - 15 = 20$  will be for 71 items and 15 will be for 72 items.

### Quick Check 6

Repeat Example 7 with a storage cost of \$30 per set and assuming that the store sells 3000 sets per year.

### Quick Check 6

The lot size that minimizes total inventory costs is often referred to as the *economic ordering quantity*. Three assumptions are made in using the preceding method to determine the economic ordering quantity. First, the demand for the product is the same year round. For television sets, this may be reasonable, but for seasonal items such as clothing or skis, this assumption is unrealistic. Second, the time between the placing of an order and its receipt remains consistent throughout the year. Finally, the various costs involved, such as storage, shipping charges, and so on, do not vary. This assumption may not be reasonable in a time of inflation, although variation in these costs can be allowed for by anticipating what they might be and using average costs. Regardless, the model described above is useful, allowing us to analyze a seemingly difficult problem using calculus.

## Section Summary

- In many real-life applications, we wish to determine the minimum or maximum value of some function modeling a situation.
- Identify a realistic interval for the domain of the input variable. If it is a closed interval, its endpoints should be considered as possible critical values.

## EXERCISE SET

# 2.5

1. Of all numbers whose sum is 50, find the two that have the maximum product. That is, maximize  $Q = xy$ , where  $x + y = 50$ .
2. Of all numbers whose sum is 70, find the two that have the maximum product. That is, maximize  $Q = xy$ , where  $x + y = 70$ .
3. In Exercise 1, can there be a minimum product? Why or why not?
4. In Exercise 2, can there be a minimum product? Why or why not?
5. Of all numbers whose difference is 4, find the two that have the minimum product.
6. Of all numbers whose difference is 6, find the two that have the minimum product.
7. Maximize  $Q = xy^2$ , where  $x$  and  $y$  are positive numbers such that  $x + y^2 = 1$ .
8. Maximize  $Q = xy^2$ , where  $x$  and  $y$  are positive numbers such that  $x + y^2 = 4$ .
9. Minimize  $Q = 2x^2 + 3y^2$ , where  $x + y = 5$ .
10. Minimize  $Q = x^2 + 2y^2$ , where  $x + y = 3$ .
11. Maximize  $Q = xy$ , where  $x$  and  $y$  are positive numbers such that  $\frac{4}{3}x^2 + y = 16$ .
12. Maximize  $Q = xy$ , where  $x$  and  $y$  are positive numbers such that  $x + \frac{4}{3}y^2 = 1$ .
13. **Maximizing area.** A lifeguard needs to rope off a rectangular swimming area in front of Long Lake Beach, using 180 yd of rope and floats. What dimensions of the rectangle will maximize the area? What is the maximum area? (Note that the shoreline is one side of the rectangle.)



14. **Maximizing area.** A rancher wants to enclose two rectangular areas near a river, one for sheep and one for cattle. There are 240 yd of fencing available. What is the largest total area that can be enclosed?



15. **Maximizing area.** A carpenter is building a rectangular shed with a fixed perimeter of 54 ft. What are the dimensions of the largest shed that can be built? What is its area?
16. **Maximizing area.** Of all rectangles that have a perimeter of 42 ft, find the dimensions of the one with the largest area. What is its area?
17. **Maximizing volume.** From a 50-cm-by-50-cm sheet of aluminum, square corners are cut out so that the sides can be folded up to make a box. What dimensions will yield a box of maximum volume? What is the maximum volume?
18. **Maximizing volume.** From a thin piece of cardboard 20 in. by 20 in., square corners are cut out so that the sides can be folded up to make a box. What dimensions will yield a box of maximum volume? What is the maximum volume?
19. **Minimizing surface area.** Drum Tight Containers is designing an open-top, square-based, rectangular box that will have a volume of  $62.5 \text{ in}^3$ . What dimensions will minimize surface area? What is the minimum surface area?
20. **Minimizing surface area.** A soup company is constructing an open-top, square-based, rectangular metal tank that will have a volume of  $32 \text{ ft}^3$ . What dimensions will minimize surface area? What is the minimum surface area?

21. **Minimizing surface area.** Open Air Waste Management is designing a rectangular construction dumpster that will be twice as long as it is wide and must hold  $12 \text{ yd}^3$  of debris. Find the dimensions of the dumpster that will minimize its surface area.



22. **Minimizing surface area.** Ever Green Gardening is designing a rectangular compost container that will be twice as tall as it is wide and must hold  $18 \text{ ft}^3$  of composted food scraps. Find the dimensions of the compost container with minimal surface area (include the bottom and top).

## APPLICATIONS

### Business and Economics

**Maximizing profit.** Find the maximum profit and the number of units that must be produced and sold in order to yield the maximum profit. Assume that revenue,  $R(x)$ , and cost,  $C(x)$ , are in dollars for Exercises 23–26.

23.  $R(x) = 50x - 0.5x^2$ ,  $C(x) = 4x + 10$
24.  $R(x) = 50x - 0.5x^2$ ,  $C(x) = 10x + 3$
25.  $R(x) = 2x$ ,  $C(x) = 0.01x^2 + 0.6x + 30$
26.  $R(x) = 5x$ ,  $C(x) = 0.001x^2 + 1.2x + 60$
27.  $R(x) = 9x - 2x^2$ ,  $C(x) = x^3 - 3x^2 + 4x + 1$ ; assume that  $R(x)$  and  $C(x)$  are in thousands of dollars, and  $x$  is in thousands of units.
28.  $R(x) = 100x - x^2$ ,  
 $C(x) = \frac{1}{3}x^3 - 6x^2 + 89x + 100$ ;  
 assume that  $R(x)$  and  $C(x)$  are in thousands of dollars, and  $x$  is in thousands of units.
29. **Maximizing profit.** Raggs, Ltd., a clothing firm, determines that in order to sell  $x$  suits, the price per suit must be
- $$p = 150 - 0.5x.$$
- It also determines that the total cost of producing  $x$  suits is given by
- $$C(x) = 4000 + 0.25x^2.$$
- Find the total revenue,  $R(x)$ .
  - Find the total profit,  $P(x)$ .
  - How many suits must the company produce and sell in order to maximize profit?
  - What is the maximum profit?
  - What price per suit must be charged in order to maximize profit?
30. **Maximizing profit.** Riverside Appliances is marketing a new refrigerator. It determines that in order to sell

$x$  refrigerators, the price per refrigerator must be

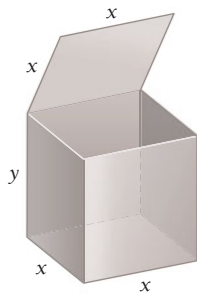
$$p = 280 - 0.4x.$$

It also determines that the total cost of producing  $x$  refrigerators is given by

$$C(x) = 5000 + 0.6x^2.$$

- Find the total revenue,  $R(x)$ .
  - Find the total profit,  $P(x)$ .
  - How many refrigerators must the company produce and sell in order to maximize profit?
  - What is the maximum profit?
  - What price per refrigerator must be charged in order to maximize profit?
31. **Maximizing revenue.** A university is trying to determine what price to charge for tickets to football games. At a price of \$18 per ticket, attendance averages 40,000 people per game. Every decrease of \$3 adds 10,000 people to the average number. Every person at the game spends an average of \$4.50 on concessions. What price per ticket should be charged in order to maximize revenue? How many people will attend at that price?
32. **Maximizing profit.** Gritz-Charlston is a 300-unit luxury hotel. All rooms are occupied when the hotel charges \$80 per day for a room. For every increase of  $x$  dollars in the daily room rate, there are  $x$  rooms vacant. Each occupied room costs \$22 per day to service and maintain. What should the hotel charge per day in order to maximize profit?
33. **Maximizing yield.** An apple farm yields an average of 30 bushels of apples per tree when 20 trees are planted on an acre of ground. Each time 1 more tree is planted per acre, the yield decreases by 1 bushel (bu) per tree as a result of crowding. How many trees should be planted on an acre in order to get the highest yield?
34. **Nitrogen prices.** During 2001, nitrogen prices fell by 41%. Over the same period of time, nitrogen demand went up by 12%. (*Source: Chemical Week.*)
- Assuming a linear change in demand, find the demand function,  $q(x)$ , by finding the equation of the line that passes through the points  $(1, 1)$  and  $(0.59, 1.12)$ . Here  $x$  is the price as a fraction of the January 2001 price, and  $q(x)$  is the demand as a fraction of the demand in January.
  - As a percentage of the January 2001 price, what should the price of nitrogen be to maximize revenue?
35. **Vanity license plates.** According to a pricing model, increasing the fee for vanity license plates by \$1 decreases the percentage of a state's population that will request them by 0.04%. (*Source: E. D. Craft, "The demand for vanity (plates): Elasticities, net revenue maximization, and deadweight loss," Contemporary Economic Policy, Vol. 20, 133–144 (2002).*)
- Recently, the fee for vanity license plates in Maryland was \$25, and the percentage of the state's population that had vanity plates was 2.13%. Use this information to construct the demand function,  $q(x)$ , for the percentage of Maryland's population that will request vanity license plates for a fee of  $x$  dollars.
  - Find the fee,  $x$ , that will maximize revenue from vanity plates.

36. **Maximizing revenue.** When a theater owner charges \$5 for admission, there is an average attendance of 180 people. For every \$0.10 increase in admission, there is a loss of 1 customer from the average number. What admission should be charged in order to maximize revenue?
37. **Minimizing costs.** A rectangular box with a volume of  $320 \text{ ft}^3$  is to be constructed with a square base and top. The cost per square foot for the bottom is 15¢, for the top is 10¢, and for the sides is 2.5¢. What dimensions will minimize the cost?

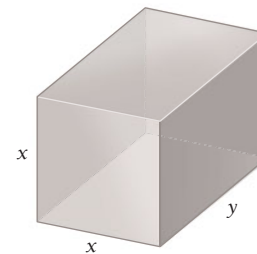


38. **Maximizing area.** A publisher decides that each page in a new book must have an area of  $73.125 \text{ in}^2$ , a 0.75-in. margin at the top and at the bottom of each page, and a 0.5-in. margin on each of the sides. What should the outside dimensions of each page be so that the printed area is a maximum?
39. **Minimizing inventory costs.** A sporting goods store sells 100 pool tables per year. It costs \$20 to store one pool table for a year. To reorder, there is a fixed cost of \$40 per shipment plus \$16 for each pool table. How many times per year should the store order pool tables, and in what lot size, in order to minimize inventory costs?
40. **Minimizing inventory costs.** A pro shop in a bowling center sells 200 bowling balls per year. It costs \$4 to store one bowling ball for a year. To reorder, there is a fixed cost of \$1, plus \$0.50 for each bowling ball. How many times per year should the shop order bowling balls, and in what lot size, in order to minimize inventory costs?
41. **Minimizing inventory costs.** A retail outlet for Boxowitz Calculators sells 720 calculators per year. It costs \$2 to store one calculator for a year. To reorder, there is a fixed cost of \$5, plus \$2.50 for each calculator. How many times per year should the store order calculators, and in what lot size, in order to minimize inventory costs?
42. **Minimizing inventory costs.** Bon Temps Surf and Scuba Shop sells 360 surfboards per year. It costs \$8 to store one surfboard for a year. Each reorder costs \$10, plus an additional \$5 for each surfboard ordered. How many times per year should the store order surfboards, and in what lot size, in order to minimize inventory costs?
43. **Minimizing inventory costs.** Repeat Exercise 41 using the same data, but assume yearly sales of 256 calculators with the fixed cost of each reorder set at \$4.


44. **Minimizing inventory costs.** Repeat Exercise 42 using the same data, but change the reorder costs from an additional \$5 per surfboard to \$6 per surfboard.
45. **Minimizing surface area.** A closed-top cylindrical container is to have a volume of  $250 \text{ in}^3$ . What dimensions (radius and height) will minimize the surface area?
46. **Minimizing surface area.** An open-top cylindrical container is to have a volume of  $400 \text{ cm}^3$ . What dimensions (radius and height) will minimize the surface area?
47. **Minimizing cost.** Assume that the costs of the materials for making the cylindrical container described in Exercise 45 are  $\$0.005/\text{in}^2$  for the circular base and top and  $\$0.003/\text{in}^2$  for the wall. What dimensions will minimize the cost of materials?
48. **Minimizing cost.** Assume that the costs of the materials for making the cylindrical container described in Exercise 46 are  $\$0.0015/\text{cm}^2$  for the base and  $\$0.008/\text{cm}^2$  for the wall. What dimensions will minimize the cost of materials?

**General Interest**

49. **Maximizing volume.** The postal service places a limit of 84 in. on the combined length and girth of (distance around) a package to be sent parcel post. What dimensions of a rectangular box with square cross-section will contain the largest volume that can be mailed? (*Hint:* There are two different girths.)



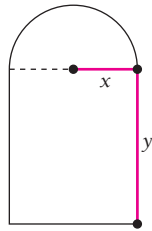

50. **Minimizing cost.** A rectangular play area is to be fenced off in a person's yard and is to contain  $48 \text{ yd}^2$ . The next-door neighbor agrees to pay half the cost of the fence on the side of the play area that lies along the property line. What dimensions will minimize the cost of the fence?



51. **Maximizing light.** A Norman window is a rectangle with a semicircle on top. Suppose that the perimeter of a particular Norman window is to be 24 ft. What should its



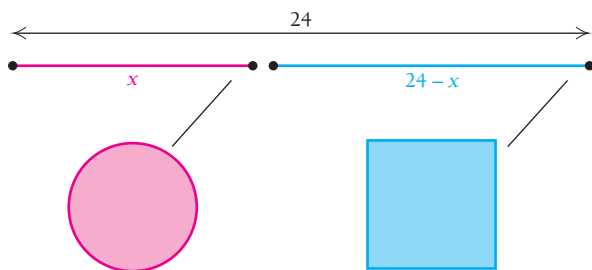
dimensions be in order to allow the maximum amount of light to enter through the window?



52. **Maximizing light.** Repeat Exercise 51, but assume that the semicircle is to be stained glass, which transmits only half as much light as clear glass does.

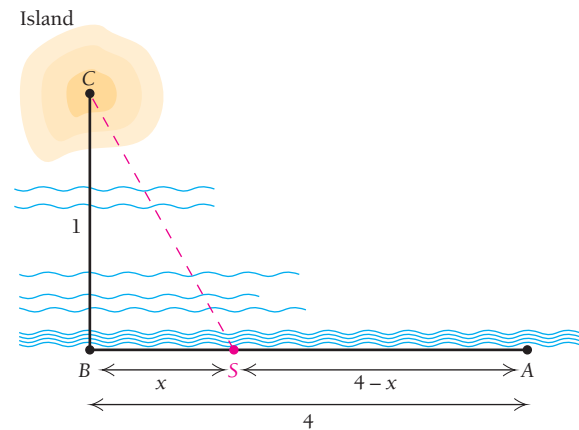
### SYNTHESIS

53. For what positive number is the sum of its reciprocal and five times its square a minimum?
54. For what positive number is the sum of its reciprocal and four times its square a minimum?
55. **Business: maximizing profit.** The amount of money that customers deposit in a bank in savings accounts is directly proportional to the interest rate that the bank pays on that money. Suppose that a bank was able to turn around and loan out all the money deposited in its savings accounts at an interest rate of 18%. What interest rate should it pay on its savings accounts in order to maximize profit?
56. A 24-in. piece of wire is cut in two pieces. One piece is used to form a circle and the other to form a square. How should the wire be cut so that the sum of the areas is a minimum? A maximum?



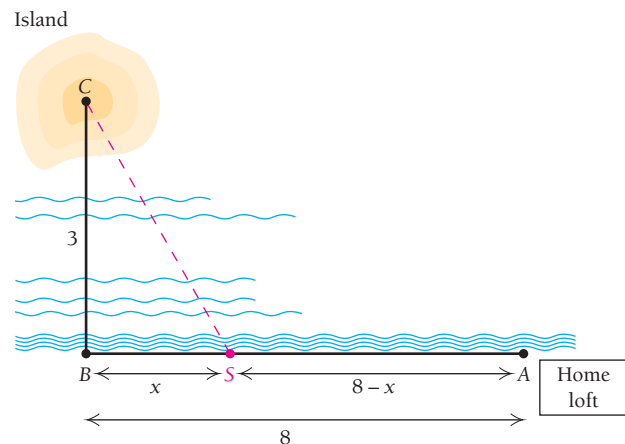
57. **Business: minimizing costs.** A power line is to be constructed from a power station at point A to an island at point C, which is 1 mi directly out in the water from a point B on the shore. Point B is 4 mi downshore from the power station at A. It costs \$5000 per mile to lay the power line under water and \$3000 per mile to lay the line under ground. At what point S downshore from A

should the line come to the shore in order to minimize cost? Note that S could very well be B or A. (Hint: The length of CS is  $\sqrt{1 + x^2}$ .)



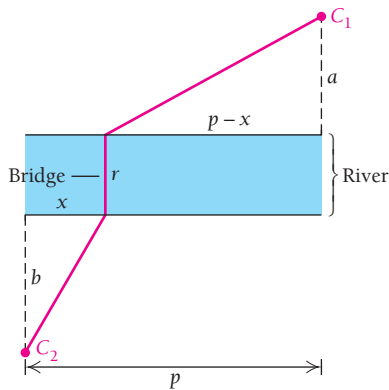
58. **Life science: flights of homing pigeons.** It is known that homing pigeons tend to avoid flying over water in the daytime, perhaps because the downdrafts of air over water make flying difficult. Suppose that a homing pigeon is released on an island at point C, which is 3 mi directly out in the water from a point B on shore. Point B is 8 mi downshore from the pigeon's home loft at point A. Assume that a pigeon flying over water uses energy at a rate 1.28 times the rate over land. Toward what point S downshore from A should the pigeon fly in order to minimize the total energy required to get to the home loft at A? Assume that

$$\begin{aligned} \text{Total energy} = & (\text{Energy rate over water}) \cdot (\text{Distance over water}) \\ & + (\text{Energy rate over land}) \cdot (\text{Distance over land}). \end{aligned}$$



59. **Business: minimizing distance.** A road is to be built between two cities  $C_1$  and  $C_2$ , which are on opposite sides of a river of uniform width  $r$ .  $C_1$  is  $a$  units from the river, and  $C_2$  is  $b$  units from the river, with  $a \leq b$ . A bridge will carry the traffic across the river. Where should the bridge be located in order to minimize the total distance

between the cities? Give a general solution using the constants  $a$ ,  $b$ ,  $p$ , and  $r$  as shown in the figure.



60. **Business: minimizing cost.** The total cost, in dollars, of producing  $x$  units of a certain product is given by

$$C(x) = 8x + 20 + \frac{x^3}{100}.$$

- Find the average cost,  $A(x) = C(x)/x$ .
- Find  $C'(x)$  and  $A'(x)$ .
- Find the minimum of  $A(x)$  and the value  $x_0$  at which it occurs. Find  $C'(x_0)$ .
- Compare  $A(x_0)$  and  $C'(x_0)$ .

61. **Business: minimizing cost.** Consider

$$A(x) = C(x)/x.$$

- Find  $A'(x)$  in terms of  $C'(x)$  and  $C(x)$ .
- Show that if  $A(x)$  has a minimum, then it will occur at that value of  $x_0$  for which

$$\begin{aligned} C'(x_0) &= A(x_0) \\ &= \frac{C(x_0)}{x_0}. \end{aligned}$$

This result shows that if average cost can be minimized, such a minimum will occur when marginal cost equals average cost.

- Minimize  $Q = x^3 + 2y^3$ , where  $x$  and  $y$  are positive numbers, such that  $x + y = 1$ .
- Minimize  $Q = 3x + y^3$ , where  $x^2 + y^2 = 2$ .
- Business: minimizing inventory costs—a general solution.** A store sells  $Q$  units of a product per year. It costs  $a$  dollars to store one unit for a year. To reorder, there is a fixed cost of  $b$  dollars, plus  $c$  dollars for each unit. How many times per year should the store reorder, and in what lot size, in order to minimize inventory costs?
- Business: minimizing inventory costs.** Use the general solution found in Exercise 64 to find how many times per year a store should reorder, and in what lot size, when  $Q = 2500$ ,  $a = \$10$ ,  $b = \$20$ , and  $c = \$9$ .

### Answers to Quick Checks

- With 50 ft of fencing, the dimensions are 25 ft by 25 ft (625 ft<sup>2</sup> area); with 100 ft of fencing, they are 50 ft by 50 ft (2500 ft<sup>2</sup> area); in general,  $n$  feet of fencing gives  $n/2$  ft by  $n/2$  ft ( $n^2/4$  ft<sup>2</sup> area).
- The dimensions are approximately 1.585 in. by 5.33 in. by 7.83 in.; the volume is 66.15 in<sup>3</sup>, or 1083.5 cm<sup>3</sup>, slightly more than 1 L.
- $r \approx 5.42$  cm,  $h \approx 10.84$  cm, surface area  $\approx 553.58$  cm<sup>2</sup>; the relationship is  $h = 2r$  (height equals diameter).
- (a)  $R(x) = 1750x - 2x^2$   
(b)  $P(x) = -2x^2 + 1735x - 2250$  (c)  $x = 434$  units  
(d) Maximum profit = \$374,028  
(e) Price per unit = \$882.00
- \$23.50 6.  $x \approx 63$ ; the store should place 8 orders for 63 sets and 39 orders for 64 sets.

## 2.6

### OBJECTIVES

- Find marginal cost, revenue, and profit.
- Find  $\Delta y$  and  $dy$ .
- Use differentials for approximations.

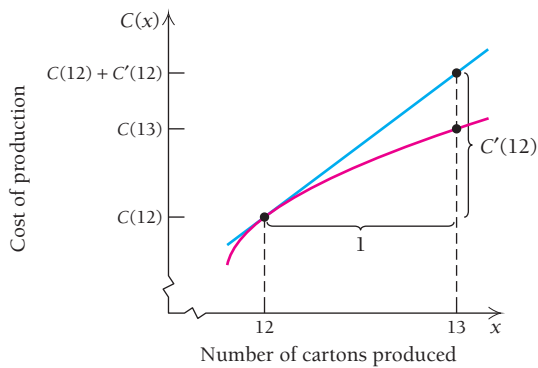
## Marginals and Differentials

In this section, we consider ways of using calculus to make linear approximations. Suppose, for example, that a company is considering an increase in production. Usually the company wants at least an approximation of what the resulting changes in *cost*, *revenue*, and *profit* will be.

### Marginal Cost, Revenue, and Profit

Suppose that a band is producing its own CD and considering an increase in monthly production from 12 cartons to 13. To estimate the resulting increase in cost, it would be reasonable to find the rate at which cost is increasing when 12 cartons are produced and add that to the cost of producing 12 cartons. That is,

$$C(13) \approx C(12) + C'(12).$$



The number  $C'(12)$  is called the *marginal cost at 12*. Remember that  $C'(12)$  is the slope of the tangent line at the point  $(12, C(12))$ . If, for example, this slope is  $\frac{3}{4}$ , we can regard it as a vertical change of 3 with a horizontal change of 4, or a vertical change of  $\frac{3}{4}$  with a horizontal change of 1. It is this latter interpretation that we use for estimating. Graphically, this interpretation can be viewed as shown at the left. Note in the figure that  $C'(12)$  is slightly more than the difference between  $C(13)$  and  $C(12)$ , or  $C(13) - C(12)$ . For other curves,  $C'(12)$  may be slightly less than  $C(13) - C(12)$ . Almost always, however, it is simpler to compute  $C'(12)$  than it is to compute  $C(13) - C(12)$ .

Generalizing, we have the following.

### DEFINITIONS

Let  $C(x)$ ,  $R(x)$ , and  $P(x)$  represent, respectively, the total cost, revenue, and profit from the production and sale of  $x$  items.

The **marginal cost\*** at  $x$ , given by  $C'(x)$ , is the approximate cost of the  $(x + 1)$ st item:

$$C'(x) \approx C(x + 1) - C(x), \text{ or } C(x + 1) \approx C(x) + C'(x).$$

The **marginal revenue** at  $x$ , given by  $R'(x)$ , is the approximate revenue from the  $(x + 1)$ st item:

$$R'(x) \approx R(x + 1) - R(x), \text{ or } R(x + 1) \approx R(x) + R'(x).$$

The **marginal profit** at  $x$ , given by  $P'(x)$ , is the approximate profit from the  $(x + 1)$ st item:

$$P'(x) \approx P(x + 1) - P(x), \text{ or } P(x + 1) \approx P(x) + P'(x).$$

You can confirm that  $P'(x) = R'(x) - C'(x)$ .

### EXAMPLE 1 Business: Marginal Cost, Revenue, and Profit. Given

$$C(x) = 62x^2 + 27,500 \quad \text{and} \\ R(x) = x^3 - 12x^2 + 40x + 10,$$

find each of the following.

- Total profit,  $P(x)$
- Total cost, revenue, and profit from the production and sale of 50 units of the product
- The marginal cost, revenue, and profit when 50 units are produced and sold

#### Solution

$$\begin{aligned} \text{a) Total profit} &= P(x) = R(x) - C(x) \\ &= x^3 - 12x^2 + 40x + 10 - (62x^2 + 27,500) \\ &= x^3 - 74x^2 + 40x - 27,490 \end{aligned}$$

\*The term “marginal” comes from the Marginalist School of Economic Thought, which originated in Austria for the purpose of applying mathematics and statistics to the study of economics.

TECHNOLOGY CONNECTION **Business: Marginal Revenue, Cost, and Profit****EXERCISE**

1. Using the viewing window  $[0, 100, 0, 2000]$ , graph these total-revenue and total-cost functions:

$$R(x) = 50x - 0.5x^2$$

and

$$C(x) = 10x + 3.$$

Then find  $P(x)$  and graph it using the same viewing window. Find  $R'(x)$ ,  $C'(x)$ , and  $P'(x)$ , and graph them using  $[0, 60, 0, 60]$ . Then find  $R(40)$ ,  $C(40)$ ,  $P(40)$ ,  $R'(40)$ ,  $C'(40)$ , and  $P'(40)$ . Which marginal function is constant?

TECHNOLOGY CONNECTION 

To check the accuracy of  $R'(50)$  as an estimate of  $R(51) - R(50)$ , let  $y_1 = x^3 - 12x^2 + 40x + 10$ ,  $y_2 = y_1(x + 1) - y_1(x)$ , and  $y_3 = \text{nDeriv}(y_1, x, x)$ . By using TABLE with Indpnt: Ask, we can display a table in which  $y_2$  (the difference between  $y_1(x + 1)$  and  $y_1(x)$ ) can be compared with  $y_1'(x)$ .

X	Y2	Y3
40	3989	3880
48	5933	5800
50	6479	6340
█		
X=		

**EXERCISE**

1. Create a table to check the effectiveness of using  $P'(50)$  to approximate  $P(51) - P(50)$ .

- b)  $C(50) = 62 \cdot 50^2 + 27,500 = \$182,500$  (the total cost of producing the first 50 units);  
 $R(50) = 50^3 - 12 \cdot 50^2 + 40 \cdot 50 + 10 = \$97,010$  (the total revenue from the sale of the first 50 units);

$$P(50) = R(50) - C(50)$$

$$= \$97,010 - \$182,500$$

$$= -\$85,490$$

We could also use  $P(x)$  from part (a).

There is a loss of \$85,490 when 50 units are produced and sold.

- c)  $C'(x) = 124x$ , so  $C'(50) = 124 \cdot 50 = \$6200$ . Once 50 units have been made, the approximate cost of the 51st unit (marginal cost) is \$6200.

$$R'(x) = 3x^2 - 24x + 40, \text{ so } R'(50) = 3 \cdot 50^2 - 24 \cdot 50 + 40 = \$6340.$$

Once 50 units have been sold, the approximate revenue from the 51st unit (marginal revenue) is \$6340.

$$P'(x) = 3x^2 - 148x + 40, \text{ so } P'(50) = 3 \cdot 50^2 - 148 \cdot 50 + 40 = \$140.$$

Once 50 units have been produced and sold, the approximate profit from the sale of the 51st item (marginal profit) is \$140.

Often, in business, formulas for  $C(x)$ ,  $R(x)$ , and  $P(x)$  are not known, but information may exist about the cost, revenue, and profit trends at a particular value  $x = a$ . For example,  $C(a)$  and  $C'(a)$  may be known, allowing a reasonable prediction to be made about  $C(a + 1)$ . In a similar manner, predictions can be made for  $R(a + 1)$  and  $P(a + 1)$ . In Example 1, formulas *do* exist, so it is possible to see how accurate our predictions were. We check  $C(51) - C(50)$  and leave the checks of  $R(51) - R(50)$  and  $P(51) - P(50)$  for you (see the Technology Connection below, at left):

$$\begin{aligned} C(51) - C(50) &= 62 \cdot 51^2 + 27,500 - (62 \cdot 50^2 + 27,500) \\ &= 6262, \end{aligned}$$

whereas  $C'(50) = 6200$ .

In this case,  $C'(50)$  provides an approximation of  $C(51) - C(50)$  that is within 1% of the actual value.

Note that marginal cost is different from *average* cost:

$$\begin{aligned} \text{Average cost per unit for 50 units} &= \frac{C(50)}{50} \quad \leftarrow \text{Total cost of 50 units} \\ &\quad \leftarrow \text{The number of units, 50} \\ &= \frac{182,500}{50} = \$3650, \end{aligned}$$

whereas

$$\text{Marginal cost when 50 units are produced} = \$6200$$

$$\approx \text{cost of the 51st unit.}$$

**Differentials and Delta Notation**

Just as the marginal cost  $C'(x_0)$  can be used to estimate  $C(x_0 + 1)$ , the value of the derivative of any continuous function,  $f'(x_0)$ , can be used to estimate values of  $f(x)$  for  $x$ -values near  $x_0$ . Before we do so, however, we need to develop some notation.

Recall the difference quotient

$$\frac{f(x + h) - f(x)}{h},$$

illustrated in the graph at the right. The difference quotient is used to define the derivative of a function at  $x$ . The number  $h$  is considered to be a *change* in  $x$ . Another notation for such a change is  $\Delta x$ , read “delta  $x$ ” and called **delta notation**. The expression  $\Delta x$  is *not* the product of  $\Delta$  and  $x$ ; it is a new type of variable that represents the *change* in the value of  $x$  from a *first* value to a *second*. Thus,

$$\Delta x = (x + h) - x = h.$$

If subscripts are used for the first and second values of  $x$ , we have

$$\Delta x = x_2 - x_1, \text{ or } x_2 = x_1 + \Delta x.$$

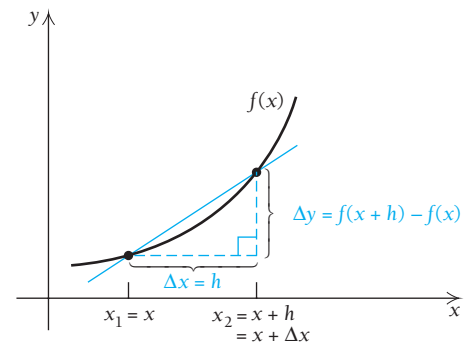
Note that the value of  $\Delta x$  can be positive or negative. For example,

$$\text{if } x_1 = 4 \text{ and } \Delta x = 0.7, \text{ then } x_2 = 4.7,$$

$$\text{and if } x_1 = 4 \text{ and } \Delta x = -0.7, \text{ then } x_2 = 3.3.$$

We generally omit the subscripts and use  $x$  and  $x + \Delta x$ . Now suppose that we have a function given by  $y = f(x)$ . A change in  $x$  from  $x$  to  $x + \Delta x$  yields a change in  $y$  from  $f(x)$  to  $f(x + \Delta x)$ . The change in  $y$  is given by

$$\Delta y = f(x + \Delta x) - f(x).$$



■ **EXAMPLE 2** For  $y = x^2$ ,  $x = 4$ , and  $\Delta x = 0.1$ , find  $\Delta y$ .

**Solution** We have

$$\begin{aligned} \Delta y &= (4 + 0.1)^2 - 4^2 \\ &= (4.1)^2 - 4^2 = 16.81 - 16 = 0.81. \end{aligned}$$

■ **EXAMPLE 3** For  $y = x^3$ ,  $x = 2$ , and  $\Delta x = -0.1$ , find  $\Delta y$ .

**Solution** We have

$$\begin{aligned} \Delta y &= [2 + (-0.1)]^3 - 2^3 \\ &= (1.9)^3 - 2^3 = 6.859 - 8 = -1.141. \end{aligned}$$

► **Quick Check 1**

For  $y = 2x^4 + x$ ,  $x = 2$ , and  $\Delta x = -0.05$ , find  $\Delta y$ .

◀ **Quick Check 1**

Let's now use calculus to predict function values. If delta notation is used, the difference quotient

$$\frac{f(x + h) - f(x)}{h}$$

becomes.

$$\frac{f(x + \Delta x) - f(x)}{\Delta x} = \frac{\Delta y}{\Delta x}.$$

We can then express the derivative as

$$\frac{dy}{dx} = \lim_{\Delta x \rightarrow 0} \frac{\Delta y}{\Delta x}.$$

Note that the delta notation resembles Leibniz notation (see Section 1.5).

For values of  $\Delta x$  close to 0, we have the approximation

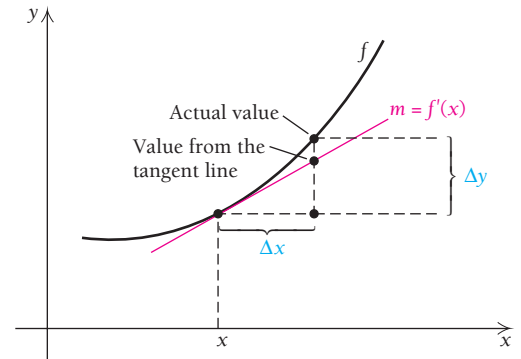
$$\frac{dy}{dx} \approx \frac{\Delta y}{\Delta x}, \quad \text{or} \quad f'(x) \approx \frac{\Delta y}{\Delta x}.$$

Multiplying both sides of the second expression by  $\Delta x$  gives us

$$\Delta y \approx f'(x) \Delta x.$$

We can see this in the graph at the right.

From this graph, it seems reasonable to assume that, for small values of  $\Delta x$ , the  $y$ -values on the tangent line can be used to estimate function values on the curve.



For  $f$ , a continuous, differentiable function, and small  $\Delta x$ ,

$$f'(x) \approx \frac{\Delta y}{\Delta x} \quad \text{and} \quad \Delta y \approx f'(x) \cdot \Delta x.$$

Let's illustrate this idea by considering the square-root function,  $f(x) = \sqrt{x}$ . We know how to approximate  $\sqrt{27}$  using a calculator. But suppose we didn't. We could begin with  $\sqrt{25}$  and use as a change in input  $\Delta x = 2$ . We would use the corresponding change in  $y$ , that is,  $\Delta y \approx f'(x)\Delta x$ , to estimate  $\sqrt{27}$ .

**EXAMPLE 4** Approximate  $\sqrt{27}$  using  $\Delta y \approx f'(x)\Delta x$ .

**Solution** We first think of the number closest to 27 that is a perfect square. This is 25. What we will do is approximate how  $y = \sqrt{x}$  changes when  $x$  changes from 25 to 27.

From the box above, we have

$$\left. \begin{aligned} \Delta y &\approx f'(x) \cdot \Delta x \\ &\approx \frac{1}{2}x^{-1/2} \cdot \Delta x \end{aligned} \right\} \text{Using } y = \sqrt{x} = x^{1/2} \text{ as } f(x)$$

We are interested in  $\Delta y$  as  $x$  changes from 25 to 27, so

$$\begin{aligned} \Delta y &\approx \frac{1}{2\sqrt{25}} \cdot 2 && \text{Replacing } x \text{ with } 25 \text{ and } \Delta x \text{ with } 2 \\ &\approx \frac{1}{5} = 0.2. \end{aligned}$$

We can now approximate  $\sqrt{27}$ :

$$\begin{aligned} \sqrt{27} &= \sqrt{25} + \Delta y \\ &= 5 + \Delta y \\ &\approx 5 + 0.2 \\ &\approx 5.2. \end{aligned}$$

To five decimal places,  $\sqrt{27} = 5.19615$ . Thus, our approximation is fairly accurate.

### Quick Check 2

Approximate  $\sqrt{98}$  using  $\Delta y \approx f'(x) \Delta x$ . To five decimal places,  $\sqrt{98} = 9.89949$ . How close is your approximation?

### Quick Check 2

Up to now, we have not defined the symbols  $dy$  and  $dx$  as separate entities, but have treated  $dy/dx$  as one symbol. We now define  $dy$  and  $dx$ . These symbols are called **differentials**.

**DEFINITION**

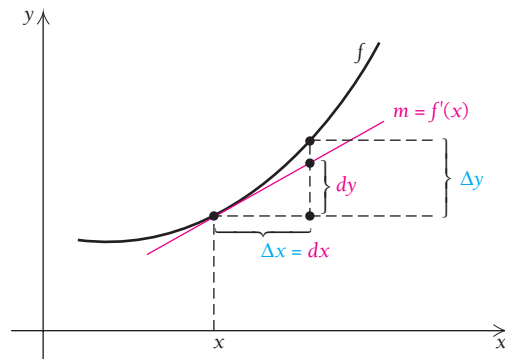
For  $y = f(x)$ , we define

$dx$ , called the **differential of  $x$** , by  $dx = \Delta x$

and

$dy$ , called the **differential of  $y$** , by  $dy = f'(x) dx$ .

We can illustrate  $dx$  and  $dy$  as shown at the right. Note that  $dx = \Delta x$ , but  $dy \neq \Delta y$ , though  $dy \approx \Delta y$ , for small values of  $dx$ .



**EXAMPLE 5** For  $y = x(4 - x)^3$ :

- Find  $dy$ .
- Find  $dy$  when  $x = 5$  and  $dx = 0.01$ .
- Compare  $dy$  to  $\Delta y$ .

**Solution**

- a) First, we find  $dy/dx$ :

$$\begin{aligned} \frac{dy}{dx} &= x[3(4 - x)^2(-1)] + (4 - x)^3 && \text{Using the Product and Chain Rules} \\ &= -3x(4 - x)^2 + (4 - x)^3 \\ &= (4 - x)^2[-3x + (4 - x)] && \text{Factoring out } (4 - x)^2 \\ &= (4 - x)^2[-4x + 4] \\ &= -4(4 - x)^2(x - 1). && \text{Factoring out } -4 \end{aligned}$$

Then we solve for  $dy$ :

$$dy = -4(4 - x)^2(x - 1) dx.$$

- b) When  $x = 5$  and  $dx = 0.01$ ,

$$dy = -4(4 - 5)^2(5 - 1)(0.01) = -4(-1)^2(4)(0.01) = -0.16.$$

- c) The value  $dy = -0.16$  is the approximate change in  $y$  between  $x_1 = 5$  and  $x_2 = 5.01$  (that is,  $x_2 = x_1 + dx = 5 + 0.01$ ). The actual change in  $y$  is determined by evaluating the function for  $x_2$  and  $x_1$  and subtracting:

$$\begin{aligned} \Delta y &= [5.01(4 - 5.01)^3] - [5(4 - 5)^3] \\ &= [5.01(-1.01)^3] - [5(-1)^3] \\ &= [5.01(-1.030301)] - [5(-1)] \\ &= -0.16180801. \end{aligned}$$

We see that the approximation  $dy$  and the actual change  $\Delta y$  are reasonably close. It is easier to calculate the approximation since that involves fewer steps, but the trade-off is some loss in accuracy. As long as  $dx$  is small, this loss in accuracy is acceptable for many applications.

Differentials are often used in applications involving measurements and tolerance. When we measure an object, we accept that our measurements are not exact, and we allow for a small tolerance in our measurements. If  $x$  represents a measurement (a length, a weight, a volume, etc.), then  $dx$  represents the tolerance. Even a small tolerance for the input can have a significant effect on the output, as the following example shows.

- EXAMPLE 6 Business: Cost and Tolerance.** In preparation for laying new tile, Michelle measures the floor of a large conference room and finds it to be square, measuring 100 ft by 100 ft. Suppose her measurements are accurate to  $\pm 6$  in. (the tolerance).
- Use a differential to estimate the difference in area ( $dA$ ) due to the tolerance.
  - Compare the result from part (a) with the actual difference in area ( $\Delta A$ ).
  - If each tile covers  $1 \text{ ft}^2$  and a box of 12 tiles costs \$24, how much extra cost should Michelle allot for the potential overage in floor area?

### Solution

- a)** The floor is a square, with a presumed measurement of 100 ft per side and a tolerance of  $\pm 6$  in.  $= \pm 0.5$  ft. The area  $A$  in square feet ( $\text{ft}^2$ ) for a square of side length  $x$  ft is

$$A(x) = x^2.$$

The derivative is  $dA/dx = 2x$ , and solving for  $dA$  gives the differential of  $A$ :

$$dA = 2x \, dx.$$

To find  $dA$ , we substitute  $x = 100$  and  $dx = \pm 0.5$ :

$$dA = 2(100)(\pm 0.5) = \pm 100.$$

The value of  $dA$  is interpreted as the approximate difference in area due to the inexactness in measuring. Therefore, if Michelle's measurements are off by half a foot, the total area can differ by approximately  $\pm 100 \text{ ft}^2$ . A small "error" in measurement can lead to quite a large difference in the resulting area.

- b)** The actual difference in area ( $\Delta A$ ) is calculated directly. We set  $x_1 = 100$  ft, the presumed length measurement and let  $x_2$  represent the length plus or minus the tolerance.

If the true length is at the low end, we have  $x_2 = 99.5$  ft, that is, 100 ft minus the tolerance of 0.5 ft. The floor's area is then  $99.5^2 = 9900.25 \text{ ft}^2$ . The actual difference in area is

$$\begin{aligned} \Delta A &= A(x_2) - A(x_1) \\ &= A(99.5) - A(100) \\ &= 99.5^2 - 100^2 \\ &= 9900.25 - 10,000 \\ &= -99.75 \text{ ft}^2. \end{aligned}$$

Thus, the actual difference in area is  $\Delta A = -99.75 \text{ ft}^2$ , which compares well with the approximate value of  $dA = -100 \text{ ft}^2$ .



### Quick Check 3

The four walls of a room measure 10 ft by 10 ft each, with a tolerance of  $\pm 0.25$  ft.

- Calculate the approximate difference in area,  $dA$ , for the four walls.
- Workers will be texturing the four walls using “knock-down” spray. Each bottle of knockdown spray costs \$9 and covers 12 ft<sup>2</sup>. How much extra cost for knock-down spray should the workers allot for the potential overage in wall area?

If the true length is at the high end, we have  $x_2 = 100.5$  ft. The floor’s area is then  $100.5^2 = 10,100.25$  ft<sup>2</sup>. The actual difference in area is

$$\begin{aligned}\Delta A &= A(x_2) - A(x_1) \\ &= A(100.5) - A(100) \\ &= 100.5^2 - 100^2 \\ &= 10,100.25 - 10,000 \\ &= 100.25 \text{ ft}^2.\end{aligned}$$

In this case, the actual difference in area is  $\Delta A = 100.25$  ft<sup>2</sup>, which again compares well with the approximate value of  $dA = +100$  ft<sup>2</sup>.

- The tiles (each measuring 1 ft<sup>2</sup>) come 12 to a box. Thus, if the room were exactly 100 ft by 100 ft (an area of 10,000 ft<sup>2</sup>), Michelle would need  $10,000/12 = 833.33\dots$ , or 834 boxes to cover the floor. To take into account the possibility that the room is larger by 100 ft<sup>2</sup>, she needs a total of  $10,100/12 = 841.67\dots$ , or 842 boxes of tiles. Therefore, she should buy 8 extra boxes of tiles, meaning an extra cost of  $(8)(24) = \$192$ .

### Quick Check 3

We see that there is an advantage to using a differential to calculate an approximate difference in an output variable. There is less actual calculating, and the result is often quite accurate. Compare the arithmetic steps needed in parts (a) and (b) of Example 6. Even though  $dA$  is an approximation, it is accurate enough for Michelle’s needs: it is sufficient for her to know that the area can be off by as much as “about” 100 ft<sup>2</sup>.

Historically, differentials were quite valuable when used to make approximations. However, with the advent of computers and graphing calculators, such use has diminished considerably. The use of marginals remains important in the study of business and economics.

## Section Summary

- If  $C(x)$  represents the cost for producing  $x$  items, then *marginal cost*  $C'(x)$  is its derivative, and  $C'(x) \approx C(x+1) - C(x)$ . Thus, the cost to produce the  $(x+1)$ st item can be approximated by  $C(x+1) \approx C(x) + C'(x)$ .
- If  $R(x)$  represents the revenue from selling  $x$  items, then *marginal revenue*  $R'(x)$  is its derivative, and  $R'(x) \approx R(x+1) - R(x)$ . Thus, the revenue from the  $(x+1)$ st item can be approximated by  $R(x+1) \approx R(x) + R'(x)$ .
- If  $P(x)$  represents profit from selling  $x$  items, then *marginal profit*  $P'(x)$  is its derivative, and  $P'(x) \approx P(x+1) - P(x)$ . Thus, the profit from the  $(x+1)$ st item can be approximated by  $P(x+1) \approx P(x) + P'(x)$ .
- In general, profit = revenue – cost, or  $P(x) = R(x) - C(x)$ .
- In *delta notation*,  $\Delta x = (x+h) - x = h$ , and  $\Delta y = f(x+h) - f(x)$ . For small values of  $\Delta x$ , we have  $\frac{\Delta y}{\Delta x} \approx f'(x)$ , which is equivalent to  $\Delta y \approx f'(x) \Delta x$ .
- The *differential* of  $x$  is  $dx = \Delta x$ . Since  $\frac{dy}{dx} = f'(x)$ , we have  $dy = f'(x) dx$ . In general,  $dy \approx \Delta y$ , and the approximation can be very close for sufficiently small  $dx$ .

## EXERCISE SET

# 2.6

### APPLICATIONS

#### Business and Economics

1. **Marginal revenue, cost, and profit.** Let  $R(x)$ ,  $C(x)$ , and  $P(x)$  be, respectively, the revenue, cost, and profit, in dollars, from the production and sale of  $x$  items. If
 
$$R(x) = 5x \quad \text{and} \quad C(x) = 0.001x^2 + 1.2x + 60,$$
 find each of the following.
  - a)  $P(x)$
  - b)  $R(100)$ ,  $C(100)$ , and  $P(100)$
  - c)  $R'(x)$ ,  $C'(x)$ , and  $P'(x)$
  - d)  $R'(100)$ ,  $C'(100)$ , and  $P'(100)$
  - e) Describe in words the meaning of each quantity in parts (b) and (d).
  
2. **Marginal revenue, cost, and profit.** Let  $R(x)$ ,  $C(x)$ , and  $P(x)$  be, respectively, the revenue, cost, and profit, in dollars, from the production and sale of  $x$  items. If
 
$$R(x) = 50x - 0.5x^2 \quad \text{and} \quad C(x) = 4x + 10,$$
 find each of the following.
  - a)  $P(x)$
  - b)  $R(20)$ ,  $C(20)$ , and  $P(20)$
  - c)  $R'(x)$ ,  $C'(x)$ , and  $P'(x)$
  - d)  $R'(20)$ ,  $C'(20)$ , and  $P'(20)$
  
3. **Marginal cost.** Suppose that the monthly cost, in dollars, of producing  $x$  chairs is
 
$$C(x) = 0.001x^3 + 0.07x^2 + 19x + 700,$$
 and currently 25 chairs are produced monthly.
  - a) What is the current monthly cost?
  - b) What would be the additional cost of increasing production to 26 chairs monthly?
  - c) What is the marginal cost when  $x = 25$ ?
  - d) Use marginal cost to estimate the difference in cost between producing 25 and 27 chairs per month.
  - e) Use the answer from part (d) to predict  $C(27)$ .
  
4. **Marginal cost.** Suppose that the daily cost, in dollars, of producing  $x$  radios is
 
$$C(x) = 0.002x^3 + 0.1x^2 + 42x + 300,$$
 and currently 40 radios are produced daily.
  - a) What is the current daily cost?
  - b) What would be the additional daily cost of increasing production to 41 radios daily?
  - c) What is the marginal cost when  $x = 40$ ?
  - d) Use marginal cost to estimate the daily cost of increasing production to 42 radios daily.
  
5. **Marginal revenue.** Pierce Manufacturing determines that the daily revenue, in dollars, from the sale of  $x$  lawn chairs is
 
$$R(x) = 0.005x^3 + 0.01x^2 + 0.5x.$$
 Currently, Pierce sells 70 lawn chairs daily.
  - a) What is the current daily revenue?
  - b) How much would revenue increase if 73 lawn chairs were sold each day?
  - c) What is the marginal revenue when 70 lawn chairs are sold daily?
  - d) Use the answer from part (c) to estimate  $R(71)$ ,  $R(72)$ , and  $R(73)$ .
  
6. **Marginal profit.** For Sunshine Motors, the weekly profit, in dollars, of selling  $x$  cars is
 
$$P(x) = -0.006x^3 - 0.2x^2 + 900x - 1200,$$
 and currently 60 cars are sold weekly.
  - a) What is the current weekly profit?
  - b) How much profit would be lost if the dealership were able to sell only 59 cars weekly?
  - c) What is the marginal profit when  $x = 60$ ?
  - d) Use marginal profit to estimate the weekly profit if sales increase to 61 cars weekly.
  
7. **Marginal profit.** Crawford Computing finds that its weekly profit, in dollars, from the production and sale of  $x$  laptop computers is
 
$$P(x) = -0.004x^3 - 0.3x^2 + 600x - 800.$$
 Currently Crawford builds and sells 9 laptops weekly.
  - a) What is the current weekly profit?
  - b) How much profit would be lost if production and sales dropped to 8 laptops weekly?
  - c) What is the marginal profit when  $x = 9$ ?
  - d) Use the answers from parts (a)–(c) to estimate the profit resulting from the production and sale of 10 laptops weekly.
  
8. **Marginal revenue.** Solano Carriers finds that its monthly revenue, in dollars, from the sale of  $x$  carry-on suitcases is
 
$$R(x) = 0.007x^3 - 0.5x^2 + 150x.$$
 Currently Solano is selling 26 carry-on suitcases monthly.
  - a) What is the current monthly revenue?
  - b) How much would revenue increase if sales increased from 26 to 28 suitcases?
  - c) What is the marginal revenue when 26 suitcases are sold?
  - d) Use the answers from parts (a)–(c) to estimate the revenue resulting from selling 27 suitcases per month.
  
9. **Sales.** Let  $N(x)$  be the number of computers sold annually when the price is  $x$  dollars per computer. Explain in words what occurs if  $N(1000) = 500,000$  and  $N'(1000) = -100$ .
  
10. **Sales.** Estimate the number of computers sold in Exercise 9 if the price is raised to \$1025.

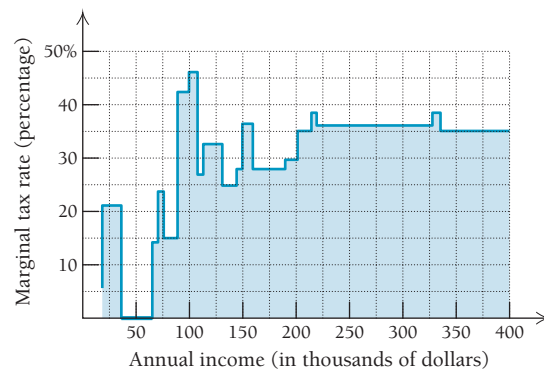
For Exercises 11–16, assume that  $C(x)$  and  $R(x)$  are in dollars and  $x$  is the number of units produced and sold.

11. For the total-cost function  
 $C(x) = 0.01x^2 + 0.6x + 30$ ,  
 find  $\Delta C$  and  $C'(x)$  when  $x = 70$  and  $\Delta x = 1$ .
12. For the total-cost function  
 $C(x) = 0.01x^2 + 1.6x + 100$ ,  
 find  $\Delta C$  and  $C'(x)$  when  $x = 80$  and  $\Delta x = 1$ .
13. For the total-revenue function  
 $R(x) = 2x$ ,  
 find  $\Delta R$  and  $R'(x)$  when  $x = 70$  and  $\Delta x = 1$ .
14. For the total-revenue function  
 $R(x) = 3x$ ,  
 find  $\Delta R$  and  $R'(x)$  when  $x = 80$  and  $\Delta x = 1$ .
15. a) Using  $C(x)$  from Exercise 11 and  $R(x)$  from Exercise 13, find the total profit,  $P(x)$ .  
 b) Find  $\Delta P$  and  $P'(x)$  when  $x = 70$  and  $\Delta x = 1$ .
16. a) Using  $C(x)$  from Exercise 12 and  $R(x)$  from Exercise 14, find the total profit,  $P(x)$ .  
 b) Find  $\Delta P$  and  $P'(x)$  when  $x = 80$  and  $\Delta x = 1$ .
17. **Marginal demand.** The demand,  $D$ , for a new rollerball pen is given by  
 $D = 0.007p^3 - 0.5p^2 + 150p$ ,  
 where  $p$  is the price in dollars.  
 a) Find the rate of change of quantity with respect to price,  $dD/dp$ .  
 b) How many units will consumers want to buy when the price is \$25 per unit?  
 c) Find the rate of change at  $p = 25$ , and interpret this result.  
 d) Would you expect  $dD/dp$  to be positive or negative? Why?
18. **Marginal productivity.** An employee's monthly productivity,  $M$ , in number of units produced, is found to be a function of the number of years of service,  $t$ . For a certain product, the productivity function is given by  
 $M(t) = -2t^2 + 100t + 180$ .  
 a) Find the productivity of an employee after 5 yr, 10 yr, 25 yr, and 45 yr of service.  
 b) Find the marginal productivity.  
 c) Find the marginal productivity at  $t = 5$ ;  $t = 10$ ;  $t = 25$ ;  $t = 45$ ; and interpret the results.  
 d) Explain how the employee's marginal productivity might be related to experience and to age.
19. **Average cost.** The average cost for a company to produce  $x$  units of a product is given by the function  
 $A(x) = \frac{13x + 100}{x}$ .

Use  $A'(x)$  to estimate the change in average cost as production goes from 100 units to 101 units.

20. **Supply.** A supply function for a certain product is given by  
 $S(p) = 0.08p^3 + 2p^2 + 10p + 11$ ,  
 where  $S(p)$  is the number of items produced when the price is  $p$  dollars. Use  $S'(p)$  to estimate how many more units a producer will supply when the price changes from \$18.00 per unit to \$18.20 per unit.
21. **Gross domestic product.** The U.S. gross domestic product, in billions of current dollars, may be modeled by the function  
 $P(x) = 567 + x(36x^{0.6} - 104)$ ,  
 where  $x$  is the number of years since 1960. (Source: U.S. Bureau for Economic Analysis.) Use  $P'(x)$  to estimate how much the gross domestic product increased from 2009 to 2010.
22. **Advertising.** Norris Inc. finds that it sells  $N$  units of a product after spending  $x$  thousands of dollars on advertising, where  
 $N(x) = -x^2 + 300x + 6$ .  
 Use  $N'(x)$  to estimate how many more units Norris will sell by increasing its advertising expenditure from \$100,000 to \$101,000.

**Marginal tax rate.** Businesses and individuals are frequently concerned about their marginal tax rate, or the rate at which the next dollar earned is taxed. In progressive taxation, the 80,001st dollar earned is taxed at a higher rate than the 25,001st dollar earned and at a lower rate than the 140,001st dollar earned. Use the graph below, showing the marginal tax rate for 2005, to answer Exercises 23–26.



(Source: "Towards Fundamental Tax Reform" by Alan Auerbach and Kevin Hassett, *New York Times*, 5/5/05, p. C2.)

23. Was the taxation in 2005 progressive? Why or why not?
24. Marcy and Tyrone work for the same marketing agency. Because she is not yet a partner, Marcy's year-end income is approximately \$95,000; Tyrone's year-end income is approximately \$150,000. Suppose that one of them is to receive another \$5000 in income for the year. Which one would keep more of that \$5000 after taxes? Why?
25. Alan earns \$25,000 per year and is considering a second job that would earn him another \$2000 annually. At what rate will his tax liability (the amount he must pay in taxes) change if he takes the extra job? Express your answer in tax dollars paid per dollar earned.

26. Iris earns \$50,000 per year and is considering extra work that would earn her an extra \$3000 annually. At what rate will her tax liability grow if she takes the extra work (see Exercise 25)?

Find  $\Delta y$  and  $f'(x)\Delta x$ . Round to four and two decimal places, respectively.

27. For  $y = f(x) = x^2$ ,  $x = 2$ , and  $\Delta x = 0.01$   
 28. For  $y = f(x) = x^3$ ,  $x = 2$ , and  $\Delta x = 0.01$   
 29. For  $y = f(x) = x + x^2$ ,  $x = 3$ , and  $\Delta x = 0.04$   
 30. For  $y = f(x) = x - x^2$ ,  $x = 3$ , and  $\Delta x = 0.02$   
 31. For  $y = f(x) = 1/x^2$ ,  $x = 1$ , and  $\Delta x = 0.5$   
 32. For  $y = f(x) = 1/x$ ,  $x = 1$ , and  $\Delta x = 0.2$   
 33. For  $y = f(x) = 3x - 1$ ,  $x = 4$ , and  $\Delta x = 2$   
 34. For  $y = f(x) = 2x - 3$ ,  $x = 8$ , and  $\Delta x = 0.5$

Use  $\Delta y \approx f'(x)\Delta x$  to find a decimal approximation of each radical expression. Round to three decimal places.

35.  $\sqrt{26}$                                       36.  $\sqrt{10}$   
 37.  $\sqrt{102}$                                     38.  $\sqrt{103}$   
 39.  $\sqrt[3]{1005}$                                 40.  $\sqrt[3]{28}$   
 41.  $y = \sqrt{x+1}$                             42.  $y = \sqrt{3x-2}$   
 43.  $y = (2x^3 + 1)^{3/2}$                     44.  $y = x^3(2x + 5)^2$   
 45.  $y = \sqrt[5]{x+27}$                         46.  $y = \frac{x^3 + x + 2}{x^2 + 3}$

47.  $y = x^4 - 2x^3 + 5x^2 + 3x - 4$   
 48.  $y = (7 - x)^8$   
 49. In Exercise 47, find  $dy$  when  $x = 2$  and  $dx = 0.1$ .  
 50. In Exercise 48, find  $dy$  when  $x = 1$  and  $dx = 0.01$ .  
 51. For  $y = (3x - 10)^5$ , find  $dy$  when  $x = 4$  and  $dx = 0.03$ .  
 52. For  $y = x^5 - 2x^3 - 7x$ , find  $dy$  when  $x = 3$  and  $dx = 0.02$ .  
 53. For  $f(x) = x^4 - x^2 + 8$ , use a differential to approximate  $f(5.1)$ .  
 54. For  $f(x) = x^3 - 5x + 9$ , use a differential to approximate  $f(3.2)$ .

## SYNTHESIS

### Life and Physical Sciences

55. **Body surface area.** Certain chemotherapy dosages depend on a patient's surface area. According to the Gehan and George model,  

$$S = 0.02235h^{0.42246}w^{0.51456},$$
 where  $h$  is the patient's height in centimeters,  $w$  is his or her weight in kilograms, and  $S$  is the approximation to his or her surface area in square meters. (Source: www.halls.md.)

Joanne is 160 cm tall and weighs 60 kg. Use a differential to estimate how much her surface area changes after her weight decreases by 1 kg.

56. **Healing wound.** The circular area of a healing wound is given by  $A = \pi r^2$ , where  $r$  is the radius, in centimeters. By approximately how much does the area decrease when the radius is decreased from 2 cm to 1.9 cm? Use 3.14 for  $\pi$ .  
 57. **Medical dosage.** The function

$$N(t) = \frac{0.8t + 1000}{5t + 4}$$

gives the bodily concentration  $N(t)$ , in parts per million, of a dosage of medication after time  $t$ , in hours. Use differentials to determine whether the concentration changes more from 1.0 hr to 1.1 hr or from 2.8 hr to 2.9 hr.

### General Interest

58. **Major League ticket prices.** The average ticket price of a major league baseball game can be modeled by the function  

$$p(x) = 0.09x^2 - 0.19x + 9.41,$$
 where  $x$  is the number of years after 1990. (Source: Major League Baseball.) Use differentials to predict whether ticket price will increase more between 2010 and 2012 or between 2030 and 2031.  
 59. Suppose that a rope surrounds the earth at the equator. The rope is lengthened by 10 ft. By about how much is the rope raised above the earth?

### Business and Economics

60. **Marginal average cost.** In Section 1.6, we defined the average cost of producing  $x$  units of a product in terms of the total cost  $C(x)$  by  $A(x) = C(x)/x$ . Find a general expression for *marginal average cost*,  $A'(x)$ .  
 61. **Cost and tolerance.** A painting firm contracts to paint the exterior of a large water tank in the shape of a half-dome (a hemisphere). The radius of the tank is measured to be 100 ft with a tolerance of  $\pm 6$  in. ( $\pm 0.5$  ft). (The formula for the surface area of a hemisphere is  $A = 2\pi r^2$ ; use 3.14 as an approximation for  $\pi$ .) Each can of paint costs \$30 and covers 300 ft<sup>2</sup>.  
 a) Calculate  $dA$ , the approximate difference in the surface area due to the tolerance.  
 b) Assuming the painters cannot bring partial cans of paint to the job, how many extra cans should they bring to cover the extra area they may encounter?  
 c) How much extra should the painters plan to spend on paint to account for the possible extra area?  
 62. **Strategic oil supply.** The U.S. Strategic Petroleum Reserve (SPR) stores petroleum in large spherical caverns built into salt deposits along the Gulf of Mexico. (Source: U.S. Department of Energy.) These caverns can be enlarged by filling the void with water, which dissolves the surrounding salt, and then pumping brine out. Suppose a cavern has a radius of 400 ft, which engineers want to enlarge by 5 ft. Use a differential to estimate how much volume will be added to form the enlarged cavern. (The formula for the volume of a sphere is  $V = \frac{4}{3}\pi r^3$ ; use 3.14 as an approximation for  $\pi$ .)

**Marginal revenue.** In each of Exercises 63–67, a demand function,  $p = D(x)$ , expresses price, in dollars, as a function of the number of items produced and sold. Find the marginal revenue.

63.  $p = 100 - \sqrt{x}$

64.  $p = 400 - x$

65.  $p = 500 - x$

66.  $p = \frac{4000}{x} + 3$

67.  $p = \frac{3000}{x} + 5$

68. Look up “differential” in a book or Web site devoted to math history. In a short paragraph, describe your findings.

69. Explain the uses of the differential.

### Answers to Quick Checks

1.  $\Delta y = -3.1319875$     2.  $\sqrt{98} \approx \frac{99}{10}$ , or 9.9.  
This is within 0.001 of the actual value of  $\sqrt{98}$ .  
3. (a)  $\pm 20 \text{ ft}^2$     (b) \$18 (for 2 extra bottles)

## 2.7

### OBJECTIVES

- Differentiate implicitly.
- Solve related-rate problems.

## Implicit Differentiation and Related Rates\*

We often write a function with the output variable (usually  $y$ ) isolated on one side of the equation. For example, if we write  $y = x^3$ , we have expressed  $y$  as an *explicit* function of  $x$ . Sometimes, with an equation like  $y^3 + x^2y^5 - x^4 = 27$ , it may be cumbersome or nearly impossible to isolate the output variable; in such a case, we have an implicit relationship between the variables  $x$  and  $y$ . Then, we can find the derivative of  $y$  with respect to  $x$  using a process called *implicit differentiation*.

### Implicit Differentiation

Consider the equation

$$y^3 = x.$$

This equation *implies* that  $y$  is a function of  $x$ , for if we solve for  $y$ , we get

$$\begin{aligned} y &= \sqrt[3]{x} \\ &= x^{1/3}. \end{aligned}$$

We know from our earlier work that

$$\frac{dy}{dx} = \frac{1}{3}x^{-2/3}. \quad (1)$$

A method known as **implicit differentiation** allows us to find  $dy/dx$  *without* solving for  $y$ . To do so, we use the Chain Rule, treating  $y$  as a function of  $x$ , and differentiate both sides of

$$y^3 = x$$

with respect to  $x$ :

$$\frac{d}{dx}y^3 = \frac{d}{dx}x.$$

The derivative on the left side is found using the Extended Power Rule:

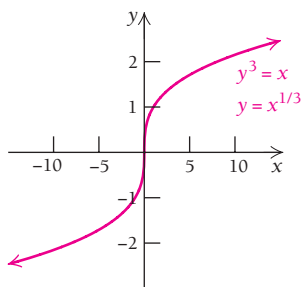
$$3y^2 \frac{dy}{dx} = 1. \quad \text{Remembering that the derivative of } y \text{ with respect to } x \text{ is written } dy/dx$$

Finally, we solve for  $dy/dx$  by dividing both sides by  $3y^2$ :

$$\frac{dy}{dx} = \frac{1}{3y^2}, \quad \text{or} \quad \frac{1}{3}y^{-2}.$$

We can show that this indeed gives us the same answer as equation (1) by replacing  $y$  with  $x^{1/3}$ :

$$\frac{dy}{dx} = \frac{1}{3}y^{-2} = \frac{1}{3}(x^{1/3})^{-2} = \frac{1}{3}x^{-2/3}.$$



\*This section can be omitted without loss of continuity.

Often, it is difficult or impossible to solve for  $y$  and to express  $dy/dx$  solely in terms of  $x$ . For example, the equation

$$y^3 + x^2y^5 - x^4 = 27$$

determines  $y$  as a function of  $x$ , but it would be difficult to solve for  $y$ . We can nevertheless find a formula for the derivative of  $y$  *without* solving for  $y$ . To do so usually involves computing  $\frac{d}{dx}y^n$  for various integers  $n$ , and hence involves the Extended Power Rule in the form

$$\frac{d}{dx}y^n = ny^{n-1} \cdot \frac{dy}{dx}.$$

**EXAMPLE 1** For  $y^3 + x^2y^5 - x^4 = 27$ :

- Find  $dy/dx$  using implicit differentiation.
- Find the slope of the tangent line to the curve at the point  $(0, 3)$ .

### Solution

- We differentiate the term  $x^2y^5$  using the Product Rule. Because  $y$  is a function of  $x$ , it is critical that  $dy/dx$  is included as a factor in the result any time a term involving  $y$  is differentiated. When an expression involving just  $x$  is differentiated, there is no factor  $dy/dx$ .

$$\frac{d}{dx}(y^3 + x^2y^5 - x^4) = \frac{d}{dx}(27) \quad \text{Differentiating both sides with respect to } x$$

$$\frac{d}{dx}y^3 + \frac{d}{dx}x^2y^5 - \frac{d}{dx}x^4 = 0$$

$$3y^2 \cdot \frac{dy}{dx} + x^2 \cdot 5y^4 \cdot \frac{dy}{dx} + y^5 \cdot 2x - 4x^3 = 0. \quad \text{Using the Extended Power Rule and the Product Rule}$$

We next isolate those terms with  $dy/dx$  as a factor on one side:

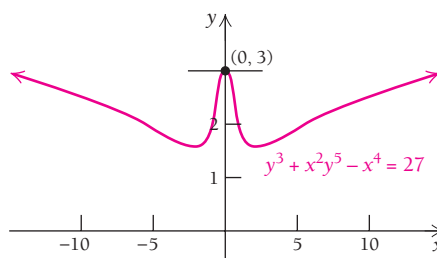
$$3y^2 \cdot \frac{dy}{dx} + 5x^2y^4 \cdot \frac{dy}{dx} = 4x^3 - 2xy^5 \quad \text{Adding } 4x^3 - 2xy^5 \text{ to both sides}$$

$$(3y^2 + 5x^2y^4) \frac{dy}{dx} = 4x^3 - 2xy^5 \quad \text{Factoring out } dy/dx$$

$$\frac{dy}{dx} = \frac{4x^3 - 2xy^5}{3y^2 + 5x^2y^4} \quad \text{Solving for } dy/dx \text{ and leaving the answer in terms of } x \text{ and } y$$

- To find the slope of the tangent line to the curve at  $(0, 3)$ , we replace  $x$  with 0 and  $y$  with 3:

$$\frac{dy}{dx} = \frac{4 \cdot 0^3 - 2 \cdot 0 \cdot 3^5}{3 \cdot 3^2 + 5 \cdot 0^2 \cdot 3^4} = 0.$$



### TECHNOLOGY CONNECTION



#### Exploratory

Graphicus can be used to graph equations that relate  $x$  and  $y$  implicitly. Press  $\boxed{+}$  and then  $\boxed{g(x, y)=0}$ , and enter  $y^3 + x^2y^3 - x^4 = 27$  as

$$y^3 + x^2(y^3) - x^4 = 27$$

#### EXERCISES

Graph each equation.

- $y^3 + x^2y^3 - x^4 = 27$
- $y^2x + 2x^3y^3 = y + 1$

#### Quick Check 1

For  $y^2x + 2x^3y^3 = y + 1$ , find  $dy/dx$  using implicit differentiation.

#### Quick Check 1

It is not uncommon for the expression for  $dy/dx$  to contain *both* variables  $x$  and  $y$ . When using the derivative to calculate a slope, we must evaluate it at both the  $x$ -value and the  $y$ -value of the point of tangency.

The steps in Example 1 are typical of those used when differentiating implicitly.

### To differentiate implicitly:

- Differentiate both sides of the equation with respect to  $x$  (or whatever variable you are differentiating with respect to).
- Apply the rules for differentiation (the Power, Product, Quotient, and Chain Rules) as necessary. Any time an expression involving  $y$  is differentiated,  $dy/dx$  will be a factor in the result.
- Isolate all terms with  $dy/dx$  as a factor on one side of the equation.
- If necessary, factor out  $dy/dx$ .
- If necessary, divide both sides of the equation to isolate  $dy/dx$ .

The demand function for a product (see Section R.5) is often given implicitly.

■ **EXAMPLE 2** For the demand equation  $x = \sqrt{200 - p^3}$ , differentiate implicitly to find  $dp/dx$ .

#### Solution

$$\begin{aligned}\frac{d}{dx}x &= \frac{d}{dx}\sqrt{200 - p^3} \\ 1 &= \frac{1}{2}(200 - p^3)^{-1/2} \cdot (-3p^2) \cdot \frac{dp}{dx} && \text{Using the Extended Power Rule twice} \\ 1 &= \frac{-3p^2}{2\sqrt{200 - p^3}} \cdot \frac{dp}{dx} \\ \frac{2\sqrt{200 - p^3}}{-3p^2} &= \frac{dp}{dx}\end{aligned}$$

## Related Rates

Suppose that  $y$  is a function of  $x$ , say

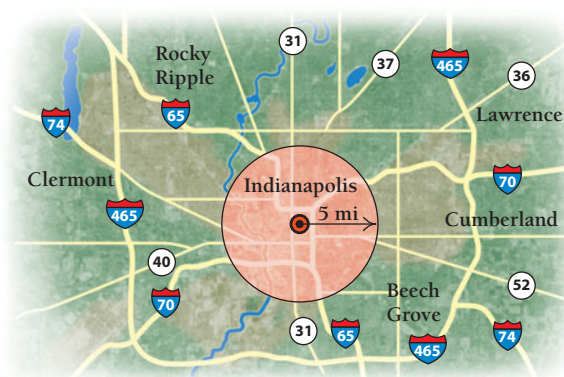
$$y = f(x),$$

and  $x$  is a function of time,  $t$ . Since  $y$  depends on  $x$  and  $x$  depends on  $t$ , it follows that  $y$  depends on  $t$ . The Chain Rule gives the following:

$$\frac{dy}{dt} = \frac{dy}{dx} \cdot \frac{dx}{dt}.$$

Thus, the rate of change of  $y$  is *related* to the rate of change of  $x$ . Let's see how this comes up in problems. It helps to keep in mind that any variable can be thought of as a function of time  $t$ , even though a specific expression in terms of  $t$  may not be given or its rate of change with respect to  $t$  may be 0.

■ **EXAMPLE 3** **Business: Service Area.** A restaurant supplier services the restaurants in a circular area in such a way that the radius  $r$  is increasing at the rate of 2 mi per year at the moment when  $r = 5$  mi. At that moment, how fast is the area increasing?



**Solution** The area  $A$  and the radius  $r$  are always related by the equation for the area of a circle:

$$A = \pi r^2.$$

We take the derivative of both sides with respect to  $t$ :

$$\frac{dA}{dt} = 2\pi r \cdot \frac{dr}{dt} \quad \text{The factor } dr/dt \text{ results from the Chain Rule and the fact that } r \text{ is assumed to be a function of } t.$$


At the moment in question,  $dr/dt = 2$  mi/yr and  $r = 5$  mi, so

$$\begin{aligned} \frac{dA}{dt} &= 2\pi(5\text{mi})\left(2\frac{\text{mi}}{\text{yr}}\right) \\ &= 20\pi\frac{\text{mi}^2}{\text{yr}} \approx 63 \text{ square miles per year.} \end{aligned}$$

### Quick Check 2

A spherical balloon is deflating, losing  $20 \text{ cm}^3$  of air per minute. At the moment when the radius of the balloon is 8 cm, how fast is the radius decreasing? (Hint:  $V = \frac{4}{3}\pi r^3$ .)

### Quick Check 2



**EXAMPLE 4** Business: Rates of Change of Revenue, Cost, and Profit. For Luce Landscaping, the total revenue from the yard maintenance of  $x$  homes is given by

$$R(x) = 1000x - x^2,$$

and the total cost is given by

$$C(x) = 3000 + 20x.$$

Suppose that Luce is adding 10 homes per day at the moment when the 400th customer is signed. At that moment, what is the rate of change of (a) total revenue, (b) total cost, and (c) total profit?

**Solution**

$$\begin{aligned} \text{a) } \frac{dR}{dt} &= 1000 \cdot \frac{dx}{dt} - 2x \cdot \frac{dx}{dt} && \text{Differentiating both sides with respect to time} \\ &= 1000 \cdot 10 - 2(400)10 && \text{Substituting 10 for } dx/dt \text{ and 400 for } x \\ &= \$2000 \text{ per day} \end{aligned}$$

$$\begin{aligned} \text{b) } \frac{dC}{dt} &= 20 \cdot \frac{dx}{dt} && \text{Differentiating both sides with respect to time} \\ &= 20(10) \\ &= \$200 \text{ per day} \end{aligned}$$

$$\begin{aligned} \text{c) } \text{Since } P &= R - C, \\ \frac{dP}{dt} &= \frac{dR}{dt} - \frac{dC}{dt} \\ &= \$2000 \text{ per day} - \$200 \text{ per day} \\ &= \$1800 \text{ per day.} \end{aligned}$$



## Section Summary

- If variables  $x$  and  $y$  are related to one another by an equation but neither variable is isolated on one side of the equation, we say that  $x$  and  $y$  have an implicit relationship. To find  $dy/dx$  without solving such an equation for  $y$ , we use *implicit differentiation*.
- Whenever we implicitly differentiate  $y$  with respect to  $x$ , the factor  $dy/dx$  will appear as a result of the Chain Rule.

- To determine the slope of a tangent line at a point on the graph of an implicit relationship, we may need to evaluate the derivative by inserting both the  $x$ -value and the  $y$ -value of the point of tangency.

### EXERCISE SET

## 2.7

Differentiate implicitly to find  $dy/dx$ . Then find the slope of the curve at the given point.

- $x^3 + 2y^3 = 6$ ;  $(2, -1)$
- $3x^3 - y^2 = 8$ ;  $(2, 4)$
- $2x^2 - 3y^3 = 5$ ;  $(-2, 1)$
- $2x^3 + 4y^2 = -12$ ;  $(-2, -1)$
- $x^2 - y^2 = 1$ ;  $(\sqrt{3}, \sqrt{2})$
- $x^2 + y^2 = 1$ ;  $(\frac{1}{2}, \frac{\sqrt{3}}{2})$
- $3x^2y^4 = 12$ ;  $(2, -1)$
- $2x^3y^2 = -18$ ;  $(-1, 3)$
- $x^3 - x^2y^2 = -9$ ;  $(3, -2)$
- $x^4 - x^2y^3 = 12$ ;  $(-2, 1)$
- $xy - x + 2y = 3$ ;  $(-5, \frac{2}{3})$
- $xy + y^2 - 2x = 0$ ;  $(1, -2)$
- $x^2y - 2x^3 - y^3 + 1 = 0$ ;  $(2, -3)$
- $4x^3 - y^4 - 3y + 5x + 1 = 0$ ;  $(1, -2)$

Differentiate implicitly to find  $dy/dx$ .

- $2xy + 3 = 0$
- $x^2 + 2xy = 3y^2$
- $x^2 - y^2 = 16$
- $x^2 + y^2 = 25$
- $y^5 = x^3$
- $y^3 = x^5$
- $x^2y^3 + x^3y^4 = 11$
- $x^3y^2 + x^5y^3 = -19$

For each demand equation in Exercises 23–30, differentiate implicitly to find  $dp/dx$ .

- $p^3 + p - 3x = 50$
- $p^2 + p + 2x = 40$
- $xp^3 = 24$
- $x^3p^2 = 108$
- $\frac{xp}{x+p} = 2$  (Hint: Clear the fraction first.)

- $\frac{x^2p + xp + 1}{2x + p} = 1$  (Hint: Clear the fraction first.)

- $(p + 4)(x + 3) = 48$

- $1000 - 300p + 25p^2 = x$

- Two variable quantities  $A$  and  $B$  are found to be related by the equation

$$A^3 + B^3 = 9.$$

What is the rate of change  $dA/dt$  at the moment when  $A = 2$  and  $dB/dt = 3$ ?

- Two nonnegative variable quantities  $G$  and  $H$  are found to be related by the equation

$$G^2 + H^2 = 25.$$

What is the rate of change  $dH/dt$  when  $dG/dt = 3$  and  $G = 0$ ?  $G = 1$ ?  $G = 3$ ?

### APPLICATIONS

#### Business and Economics

**Rates of change of total revenue, cost, and profit.** In Exercises 33–36, find the rates of change of total revenue, cost, and profit with respect to time. Assume that  $R(x)$  and  $C(x)$  are in dollars.

- $R(x) = 50x - 0.5x^2$ ,

$$C(x) = 4x + 10,$$

when  $x = 30$  and  $dx/dt = 20$  units per day

- $R(x) = 50x - 0.5x^2$ ,

$$C(x) = 10x + 3,$$

when  $x = 10$  and  $dx/dt = 5$  units per day

- $R(x) = 2x$ ,

$$C(x) = 0.01x^2 + 0.6x + 30,$$

when  $x = 20$  and  $dx/dt = 8$  units per day

- $R(x) = 280x - 0.4x^2$ ,

$$C(x) = 5000 + 0.6x^2,$$

when  $x = 200$  and  $dx/dt = 300$  units per day

37. **Change of sales.** Suppose that the price  $p$ , in dollars, and number of sales,  $x$ , of a certain item follow the equation

$$5p + 4x + 2px = 60.$$

Suppose also that  $p$  and  $x$  are both functions of time, measured in days. Find the rate at which  $x$  is changing when

$$x = 3, p = 5, \text{ and } \frac{dp}{dt} = 1.5.$$

38. **Change of revenue.** For  $x$  and  $p$  as described in Exercise 37, find the rate at which the total revenue  $R = xp$  is changing when


$$x = 3, p = 5, \text{ and } \frac{dp}{dt} = 1.5.$$

**Life and Natural Sciences**

39. **Rate of change of the Arctic ice cap.** In a trend that scientists attribute, at least in part, to global warming, the floating cap of sea ice on the Arctic Ocean has been shrinking since 1950. The ice cap always shrinks in summer and grows in winter. Average minimum size of the ice cap, in square miles, can be approximated by

$$A = \pi r^2.$$

In 2005, the radius of the ice cap was approximately 808 mi and was shrinking at a rate of approximately 4.3 mi/yr. (Source: www.gsfc.nasa.gov and the New York Times, 9/29/05.) How fast was the area changing at that time?



40. **Rate of change of a healing wound.** The area of a healing wound is given by

$$A = \pi r^2.$$

The radius is decreasing at the rate of 1 millimeter per day ( $-1 \text{ mm/day}$ ) at the moment when  $r = 25 \text{ mm}$ . How fast is the area decreasing at that moment?

41. **Body surface area.** Certain chemotherapy dosages depend on a patient's surface area. According to the Mosteller model,

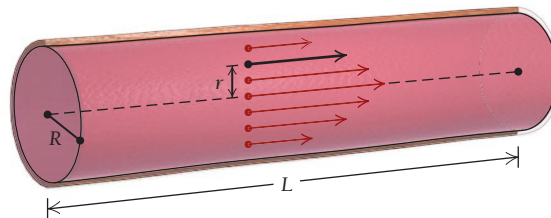
$$S = \frac{\sqrt{hw}}{60},$$

where  $h$  is the patient's height in centimeters,  $w$  is the patient's weight in kilograms, and  $S$  is the approximation to the patient's surface area in square meters. (Source: www.halls.md.) Assume that Tom's height is a constant 165 cm, but he is on a diet. If he loses 2 kg per month, how fast is his surface area decreasing at the instant he weighs 70 kg?

**Poiseuille's Law.** The flow of blood in a blood vessel is faster toward the center of the vessel and slower toward the outside. The speed of the blood  $V$ , in millimeters per second (mm/sec), is given by

$$V = \frac{p}{4Lv} (R^2 - r^2),$$

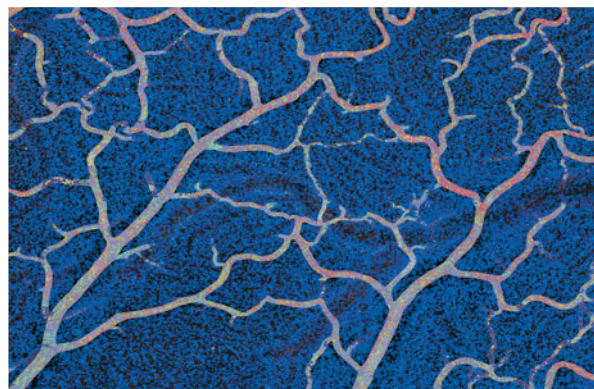
where  $R$  is the radius of the blood vessel,  $r$  is the distance of the blood from the center of the vessel, and  $p$ ,  $L$ , and  $v$  are physical constants related to pressure, length, and viscosity of the blood vessels, respectively. Assume that  $dV/dt$  is measured in millimeters per second squared ( $\text{mm/sec}^2$ ). Use this formula for Exercises 42 and 43.



42. Assume that  $r$  is a constant as well as  $p$ ,  $L$ , and  $v$ .
- Find the rate of change  $dV/dt$  in terms of  $R$  and  $dR/dt$  when  $L = 80 \text{ mm}$ ,  $p = 500$ , and  $v = 0.003$ .
  - A person goes out into the cold to shovel snow. Cold air has the effect of contracting blood vessels far from the heart. Suppose that a blood vessel contracts at a rate of

$$\frac{dR}{dt} = -0.0002 \text{ mm/sec}$$

at a place in the blood vessel where the radius  $R = 0.075 \text{ mm}$ . Find the rate of change,  $dV/dt$ , at that location.



The flow of blood in a blood vessel can be modeled by Poiseuille's Law.

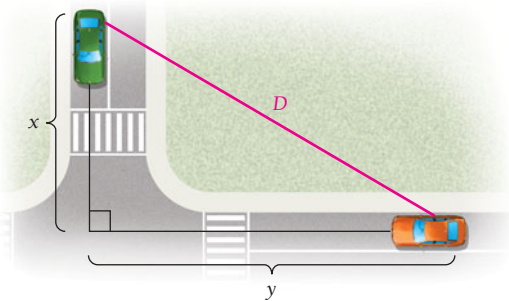
43. Assume that  $r$  is a constant as well as  $p$ ,  $L$ , and  $v$ .
- Find the rate of change  $dV/dt$  in terms of  $R$  and  $dR/dt$  when  $L = 70$  mm,  $p = 400$ , and  $v = 0.003$ .
  - When shoveling snow in cold air, a person with a history of heart trouble can develop angina (chest pains) due to contracting blood vessels. To counteract this, he or she may take a nitroglycerin tablet, which dilates the blood vessels. Suppose that after a nitroglycerin tablet is taken, a blood vessel dilates at a rate of

$$\frac{dR}{dt} = 0.00015 \text{ mm/sec}$$

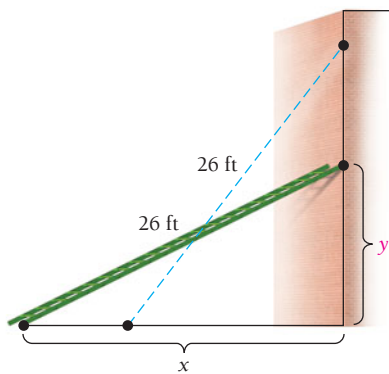
at a place in the blood vessel where the radius  $R = 0.1$  mm. Find the rate of change,  $dV/dt$ .

### General Interest

44. Two cars start from the same point at the same time. One travels north at 25 mph, and the other travels east at 60 mph. How fast is the distance between them increasing at the end of 1 hr? (Hint:  $D^2 = x^2 + y^2$ . To find  $D$  after 1 hr, solve  $D^2 = 25^2 + 60^2$ .)



45. A ladder 26 ft long leans against a vertical wall. If the lower end is being moved away from the wall at the rate of 5 ft/s, how fast is the height of the top changing (this will be a negative rate) when the lower end is 10 ft from the wall?



46. An inner city revitalization zone is a rectangle that is twice as long as it is wide. A diagonal through the region is growing at a rate of 90 m per year at a time when the region is 440 m wide. How fast is the area changing at that point in time?

47. The volume of a cantaloupe is given by

$$V = \frac{4}{3}\pi r^3.$$

The radius is growing at the rate of 0.7 cm/week, at a time when the radius is 7.5 cm. How fast is the volume changing at that moment?

### SYNTHESIS

Differentiate implicitly to find  $dy/dx$ .

48.  $\sqrt{x} + \sqrt{y} = 1$       49.  $\frac{1}{x^2} + \frac{1}{y^2} = 5$

50.  $y^3 = \frac{x-1}{x+1}$       51.  $y^2 = \frac{x^2-1}{x^2+1}$

52.  $x^{3/2} + y^{2/3} = 1$

53.  $(x-y)^3 + (x+y)^3 = x^5 + y^5$

Differentiate implicitly to find  $d^2y/dx^2$ .

54.  $xy + x - 2y = 4$       55.  $y^2 - xy + x^2 = 5$

56.  $x^2 - y^2 = 5$       57.  $x^3 - y^3 = 8$

58. Explain the usefulness of implicit differentiation.
59. Look up the word “implicit” in a dictionary. Explain how that definition can be related to the concept of a function that is defined “implicitly.”

### TECHNOLOGY CONNECTION



Graph each of the following equations. Equations must be solved for  $y$  before they can be entered into most calculators. Graphicus does not require that equations be solved for  $y$ .

60.  $x^2 + y^2 = 4$   
 Note: You will probably need to sketch the graph in two parts:  $y = \sqrt{4 - x^2}$  and  $y = -\sqrt{4 - x^2}$ . Then graph the tangent line to the graph at the point  $(-1, \sqrt{3})$ .

61.  $x^4 = y^2 + x^6$   
 Then graph the tangent line to the graph at the point  $(-0.8, 0.384)$ .

62.  $y^4 = y^2 - x^2$

63.  $x^3 = y^2(2 - x)$

64.  $y^2 = x^3$

### Answers to Quick Checks

1.  $\frac{dy}{dx} = \frac{y^2 + 6x^2y^3}{1 - 2xy - 6x^3y^2}$     2. Approximately  $-0.025$  cm/min

## CHAPTER 2 SUMMARY

### KEY TERMS AND CONCEPTS

#### SECTION 2.1

A function is **increasing** over an open interval  $I$  if, for all  $x$  in  $I$ ,  $f'(x) > 0$ .

A function is **decreasing** over an open interval  $I$  if, for all  $x$  in  $I$ ,  $f'(x) < 0$ .

If  $f$  is a continuous function, then a **critical value** is any number  $c$  for which  $f'(c) = 0$  or  $f'(c)$  does not exist.

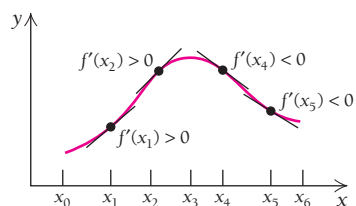
If  $f'(c)$  does not exist, then the graph of  $f$  may have a corner or a vertical tangent at  $(c, f(c))$ .

The ordered pair  $(c, f(c))$  is called a **critical point**.

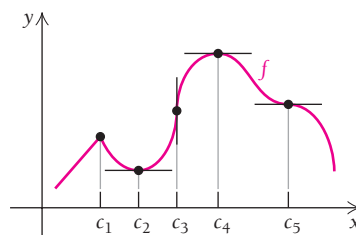
If  $f$  is a continuous function, then a **relative extremum (maximum or minimum)** always occurs at a critical value.

The converse is not true: a critical value may not correspond to an extremum.

### EXAMPLES

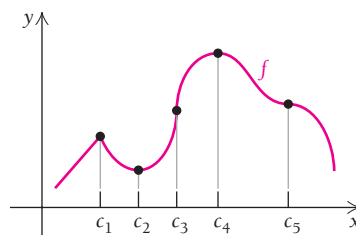


$f$  is increasing over the interval  $(x_0, x_3)$  and decreasing over  $(x_3, x_6)$ .



The values  $c_1, c_2, c_3, c_4,$  and  $c_5$  are critical values of  $f$ .

- $f'(c_1)$  does not exist (corner).
- $f'(c_2) = 0$ .
- $f'(c_3)$  does not exist (vertical tangent).
- $f'(c_4) = 0$ .
- $f'(c_5) = 0$ .



- The critical point  $(c_1, f(c_1))$  is a relative maximum.
- The critical point  $(c_2, f(c_2))$  is a relative minimum.
- The critical point  $(c_3, f(c_3))$  is neither a relative maximum nor a relative minimum.
- The critical point  $(c_4, f(c_4))$  is a relative maximum.
- The critical point  $(c_5, f(c_5))$  is neither a relative maximum nor a relative minimum.

(continued)

## KEY TERMS AND CONCEPTS

## SECTION 2.1 (continued)

The First-Derivative Test allows us to classify a critical value as a relative maximum, a relative minimum, or neither.

## SECTION 2.2

If the graph of  $f$  is smooth and continuous, then the **second derivative**,  $f''(x)$ , determines the **concavity** of the graph.

If  $f''(x) > 0$  for all  $x$  in an open interval  $I$ , then the graph of  $f$  is **concave up** over  $I$ .

If  $f''(x) < 0$  for all  $x$  in an open interval  $I$ , then the graph of  $f$  is **concave down** over  $I$ .

A **point of inflection** occurs at  $(x_0, f(x_0))$  if  $f''(x_0) = 0$  and there is a change in concavity on either side of  $x_0$ .

The **Second-Derivative Test** can also be used to classify relative extrema:

If  $f'(c) = 0$  and  $f''(c) > 0$ , then  $f(c)$  is a relative minimum.

If  $f'(c) = 0$  and  $f''(c) < 0$ , then  $f(c)$  is a relative maximum.

If  $f'(c) = 0$  and  $f''(c) = 0$ , then the First-Derivative Test must be used to classify  $f(c)$ .

## EXAMPLES

Find the relative extrema of the function given by

$$f(x) = \frac{1}{3}x^3 - \frac{1}{2}x^2 - 20x + 7.$$

Critical values occur where  $f'(x) = 0$  or  $f'(x)$  does not exist. The derivative  $f'(x) = x^2 - x - 20$  exists for all real numbers, so the only critical values occur when  $f'(x) = 0$ . Setting  $x^2 - x - 20 = 0$  and solving, we have  $x = -4$  and  $x = 5$  as the critical values.

To apply the First-Derivative Test, we check the sign of  $f'(x)$  to the left and the right of each critical value, using test values:

Test Value	$x = -5$	$x = 0$	$x = 6$
Sign of $f'(x)$	$f'(-5) > 0$	$f'(0) < 0$	$f'(6) > 0$
Result	$f$ increasing	$f$ decreasing	$f$ increasing

Therefore, there is a relative maximum at  $x = -4$ :  $f(-4) = 57\frac{2}{3}$ . There is a relative minimum at  $x = 5$ :  $f(5) = -63\frac{5}{6}$ .

The function given by

$$f(x) = \frac{1}{3}x^3 - \frac{1}{2}x^2 - 20x + 7$$

has the second derivative  $f''(x) = 2x - 1$ . Setting the second derivative equal to 0, we have  $x_0 = \frac{1}{2}$ . Using test values, we can check the concavity on either side of  $x_0 = \frac{1}{2}$ :

Test Value	$x = 0$	$x = 1$
Sign of $f''(x)$	$f''(0) < 0$	$f''(1) > 0$
Result	$f$ is concave down	$f$ is concave up

Therefore, the function is concave down over the interval  $(-\infty, \frac{1}{2})$  and concave up over the interval  $(\frac{1}{2}, \infty)$ . Since there is a change in concavity on either side of  $x_0 = \frac{1}{2}$ , we also conclude that the point  $(\frac{1}{2}, -3\frac{1}{12})$  is a point of inflection, where  $f(\frac{1}{2}) = -3\frac{1}{12}$ .

For the function

$$f(x) = \frac{1}{3}x^3 - \frac{1}{2}x^2 - 20x + 7,$$

evaluating the second derivative,  $f''(x) = 2x - 1$ , at the critical values yields the following conclusions:

- At  $x = -4$ , we have  $f''(-4) < 0$ . Since  $f'(-4) = 0$  and the graph is concave down, we conclude that there is a relative maximum at  $x = -4$ .
- At  $x = 5$ , we have  $f''(5) > 0$ . Since  $f'(5) = 0$  and the graph is concave up, we conclude that there is a relative minimum at  $x = 5$ .

## KEY TERMS AND CONCEPTS

## EXAMPLES

## SECTION 2.3

A line  $x = a$  is a **vertical asymptote** if

$$\lim_{x \rightarrow a^-} f(x) = \infty,$$

$$\lim_{x \rightarrow a^-} f(x) = -\infty,$$

$$\lim_{x \rightarrow a^+} f(x) = \infty,$$

or

$$\lim_{x \rightarrow a^+} f(x) = -\infty.$$

The graph of a rational function never crosses a vertical asymptote

A line  $y = b$  is a **horizontal asymptote** if

$$\lim_{x \rightarrow -\infty} f(x) = b$$

or

$$\lim_{x \rightarrow \infty} f(x) = b.$$

The graph of a function can cross a horizontal asymptote. An asymptote is usually sketched as a dashed line; it is not part of the graph itself.

For a rational function of the form  $f(x) = p(x)/q(x)$ , a **slant asymptote** occurs if the degree of the numerator is 1 greater than the degree of the denominator.

Asymptotes, extrema,  $x$ - and  $y$ -intercepts, points of inflection, concavity, and intervals of increasing or decreasing are all used in the strategy for accurate graph sketching.

Consider the function given by

$$f(x) = \frac{x^2 - 1}{x^2 + x - 6}.$$

Factoring, we have

$$f(x) = \frac{(x + 1)(x - 1)}{(x + 3)(x - 2)}.$$

This expression is simplified. Therefore,  $x = -3$  and  $x = 2$  are vertical asymptotes since

$$\lim_{x \rightarrow -3^-} f(x) = \infty \quad \text{and} \quad \lim_{x \rightarrow -3^+} f(x) = -\infty$$

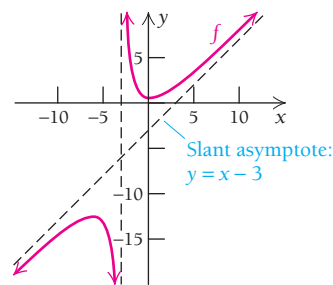
and

$$\lim_{x \rightarrow 2^-} f(x) = -\infty \quad \text{and} \quad \lim_{x \rightarrow 2^+} f(x) = \infty.$$

Also,  $y = 1$  is a horizontal asymptote since

$$\lim_{x \rightarrow \infty} f(x) = 1 \quad \text{and} \quad \lim_{x \rightarrow -\infty} f(x) = 1.$$

Let  $f(x) = \frac{x^2 + 1}{x + 3}$ . Long division yields  $f(x) = x - 3 + \frac{10}{x + 3}$ . As  $x \rightarrow \infty$  or  $x \rightarrow -\infty$ , the remainder  $\frac{10}{x + 3} \rightarrow 0$ . Therefore, the slant asymptote is  $y = x - 3$ .



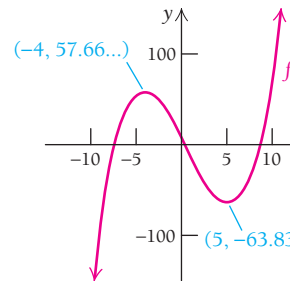
Consider the function given by  $f(x) = \frac{1}{3}x^3 - \frac{1}{2}x^2 - 20x + 7$ .

- $f$  has a relative maximum point at  $(-4, 57\frac{2}{3})$  and a relative minimum point at  $(5, -63\frac{5}{6})$ .
- $f$  has a point of inflection at  $(\frac{1}{2}, -3\frac{1}{12})$ .

(continued)

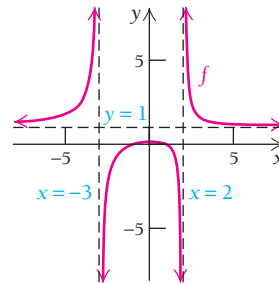
**KEY TERMS AND CONCEPTS**
**SECTION 2.3 (continued)**
**EXAMPLES**

- $f$  is increasing over the interval  $(-\infty, -4)$  and over the interval  $(5, \infty)$ , decreasing over the interval  $(-4, 5)$ , concave down over the interval  $(-\infty, \frac{1}{2})$ , and concave up over the interval  $(\frac{1}{2}, \infty)$ .
- $f$  has a  $y$ -intercept at  $(0, 7)$ .



Consider the function given by  $f(x) = \frac{x^2 - 1}{x^2 + x - 6}$ .

- $f$  has vertical asymptotes  $x = -3$  and  $x = 2$ .
- $f$  has a horizontal asymptote given by  $y = 1$ .
- $f$  has a  $y$ -intercept at  $(0, \frac{1}{6})$ .
- $f$  has  $x$ -intercepts at  $(-1, 0)$  and  $(1, 0)$ .

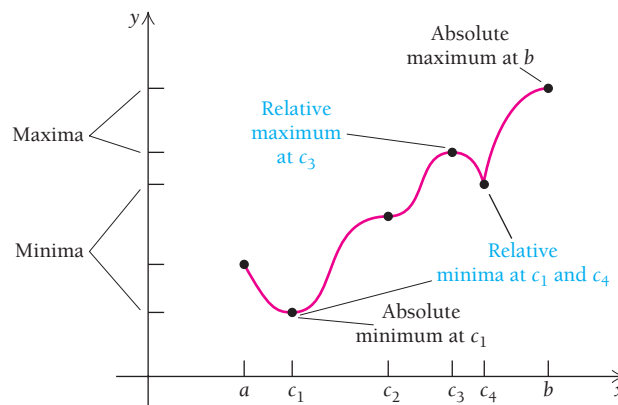

**SECTION 2.4**

If  $f$  is continuous over a closed interval  $[a, b]$ , then the **Extreme-Value Theorem** tells us that  $f$  will have both an absolute maximum value and an absolute minimum value over this interval. One or both points may occur at an endpoint of this interval.

**Maximum–Minimum Principle 1** can be used to determine these absolute extrema: We find all critical values  $c_1, c_2, c_3, \dots, c_n$ , in  $[a, b]$ , then evaluate

$$f(a), f(c_1), f(c_2), f(c_3), \dots, f(c_n), f(b).$$

The largest of these is the **absolute maximum**, and the smallest is the **absolute minimum**.



## KEY TERMS AND CONCEPTS

## EXAMPLES

## SECTION 2.4 (continued)

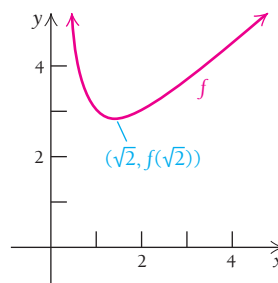
If  $f$  is differentiable for all  $x$  in an interval  $I$ , and there is exactly one critical value  $c$  in  $I$  such that  $f'(c) = 0$ , then, according to **Maximum–Minimum Principle 2**,  $f(c)$  is an absolute minimum if  $f''(c) > 0$  or an absolute maximum if  $f''(c) < 0$ .

Let  $f(x) = x + \frac{2}{x}$ , for  $x > 0$ . The derivative is  $f'(x) = 1 - \frac{2}{x^2}$ . We solve for the critical value:

$$\begin{aligned} 1 - \frac{2}{x^2} &= 0 \\ x^2 &= 2 \\ x &= \pm\sqrt{2}. \end{aligned}$$

The only critical value over the interval where  $x > 0$  is  $x = \sqrt{2}$ . The second derivative is  $f''(x) = \frac{4}{x^3}$ . We see that  $f''(\sqrt{2}) = \frac{4}{(\sqrt{2})^3} > 0$ .

Therefore,  $(\sqrt{2}, f(\sqrt{2}))$  is an absolute minimum.



## SECTION 2.5

Many real-world applications involve maximum–minimum problems.

See Examples 1–7 in Section 2.5 and the problem-solving strategy on p. 263.

## SECTION 2.6

**Marginal cost, marginal revenue, and marginal profit** are estimates of the cost, revenue, and profit for the  $(x + 1)$ st item produced:

- $C'(x) \approx C(x + 1) - C(x)$ ,  
so  $C(x + 1) \approx C(x) + C'(x)$ .
- $R'(x) \approx R(x + 1) - R(x)$ ,  
so  $R(x + 1) \approx R(x) + R'(x)$ .
- $P'(x) \approx P(x + 1) - P(x)$ ,  
so  $P(x + 1) \approx P(x) + P'(x)$ .

**Delta notation** represents the change in a variable:

$$\Delta x = x_2 - x_1$$

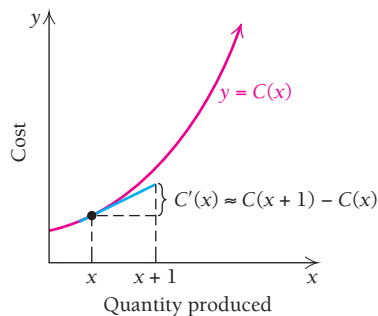
and

$$\Delta y = f(x_2) - f(x_1).$$

If  $x_2 = x_1 + h$ , then  $\Delta x = h$ .

If  $\Delta x$  is small, then the derivative can be used to approximate  $\Delta y$ :

$$\Delta y \approx f'(x) \cdot \Delta x.$$



For  $f(x) = x^2$ , let  $x_1 = 2$  and  $x_2 = 2.1$ . Then,  $\Delta x = 2.1 - 2 = 0.1$ . Since  $f(x_1) = f(2) = 4$  and  $f(x_2) = f(2.1) = 4.41$ , we have

$$\Delta y = f(x_2) - f(x_1) = 4.41 - 4 = 0.41.$$

Since  $\Delta x = 0.1$  is small, we can approximate  $\Delta y$  by

$$\Delta y \approx f'(x) \Delta x.$$

The derivative is  $f'(x) = 2x$ . Therefore,

$$\Delta y \approx f'(2) \cdot (0.1) = 2(2) \cdot (0.1) = 0.4.$$

This approximation, 0.4, is very close to the actual difference, 0.41.

(continued)



## KEY TERMS AND CONCEPTS

## SECTION 2.6 (continued)

Differentials allow us to approximate changes in the output variable  $y$  given a change in the input variable  $x$ :

$$dx = \Delta x$$

and

$$dy = f'(x) dx.$$

If  $\Delta x$  is small, then  $dy \approx \Delta y$ .

In practice, it is often simpler to calculate  $dy$ , and it will be very close to the true value of  $\Delta y$ .

## EXAMPLES

For  $y = \sqrt[3]{x}$ , find  $dy$  when  $x = 27$  and  $dx = 2$ .

Note that  $\frac{dy}{dx} = \frac{1}{3\sqrt[3]{x^2}}$ . Thus,  $dy = \frac{1}{3\sqrt[3]{x^2}} dx$ . Evaluating, we have

$$dy = \frac{1}{3\sqrt[3]{(27)^2}} (2) = \frac{2}{27} \approx 0.074.$$

This result can be used to approximate the value of  $\sqrt[3]{29}$ , using the fact that  $\sqrt[3]{29} \approx \sqrt[3]{27} + dy$ :

$$\sqrt[3]{29} = \sqrt[3]{27} + dy \approx 3 + \frac{2}{27} \approx 3.074.$$

Thus, the approximation  $\sqrt[3]{29} \approx 3.074$  is very close to the actual value,  $\sqrt[3]{29} = 3.07231 \dots$

## SECTION 2.7

If an equation has variables  $x$  and  $y$  and  $y$  is not isolated on one side of the equation, the derivative  $dy/dx$  can be found without solving for  $y$  by the method of **implicit differentiation**.

A **related rate** occurs when the rate of change of one variable (with respect to time) can be calculated in terms of the rate of change (with respect to time) of another variable of which it is a function.

Find  $\frac{dy}{dx}$  if  $y^5 = x^3 + 7$ .

We differentiate both sides with respect to  $x$ , then solve for  $\frac{dy}{dx}$ .

$$\frac{d}{dx} y^5 = \frac{d}{dx} x^3 + \frac{d}{dx} 7$$

$$5y^4 \frac{dy}{dx} = 3x^2$$

$$\frac{dy}{dx} = \frac{3x^2}{5y^4}.$$

A cube of ice is melting, losing  $30 \text{ cm}^3$  of its volume ( $V$ ) per minute. When the side length ( $x$ ) of the cube is  $20 \text{ cm}$ , how fast is the side length decreasing?

Since  $V = x^3$  and both  $V$  and  $x$  are changing with time, we differentiate each variable with respect to time:

$$\frac{dV}{dt} = 3x^2 \frac{dx}{dt}.$$

We have  $x = 20$  and  $\frac{dV}{dt} = -30$ . Evaluating gives

$$-30 = 3(20)^2 \frac{dx}{dt}$$

or

$$\frac{dx}{dt} = -\frac{30}{3(20)^2} = -0.025 \text{ cm/min}.$$

## CHAPTER 2

### REVIEW EXERCISES

These review exercises are for test preparation. They can also be used as a practice test. Answers are at the back of the book. The blue bracketed section references tell you what part(s) of the chapter to restudy if your answer is incorrect.

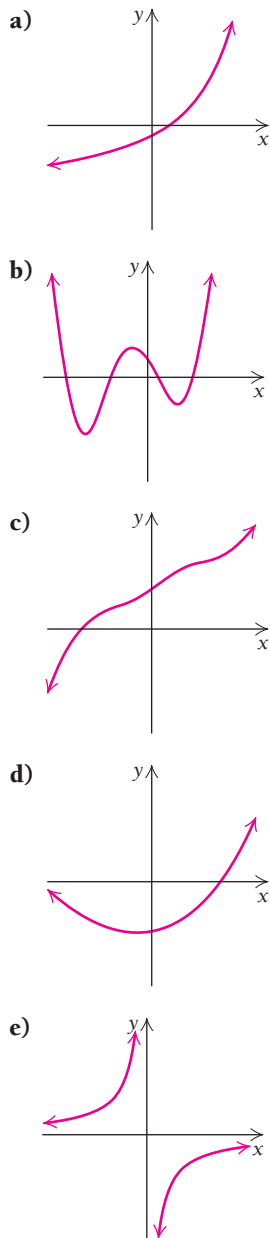
#### CONCEPT REINFORCEMENT

Match each description in column A with the most appropriate graph in column B. [2.1–2.4]

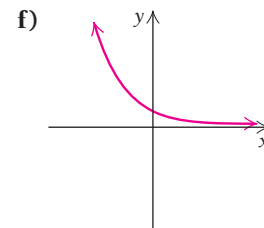
##### Column A

1. A function with a relative maximum but no absolute extrema
2. A function with both a vertical asymptote and a horizontal asymptote
3. A function that is concave up and decreasing
4. A function that is concave up and increasing
5. A function with three critical values

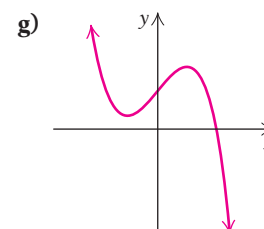
##### Column B



6. A function with one critical value and a second derivative that is always positive



7. A function with a first derivative that is always positive



In Exercises 8–13, classify each statement as either true or false.

8. Every continuous function has at least one critical value. [2.1]
9. If a continuous function  $y = f(x)$  has extrema, they will occur where  $f'(x) = 0$ . [2.1]
10. If  $f'(c) = 0$  and  $f''(c) > 0$ , then  $f(c)$  is a relative minimum. [2.2]
11. If  $f'(c) = 0$  and  $f''(c) = 0$ , then  $f(c)$  cannot be a relative minimum. [2.2]
12. If the graph of  $f(x) = P(x)/Q(x)$  has a horizontal asymptote, then the degree of the polynomial  $P(x)$  must be the same as that of the polynomial  $Q(x)$ . [2.3]
13. Absolute extrema of a continuous function  $f$  always occur at the endpoints of a closed interval. [2.4]

#### REVIEW EXERCISES

For each function given, find any extrema, along with the  $x$ -value at which they occur. Then sketch a graph of the function. [2.1]

14.  $f(x) = 4 - 3x - x^2$
15.  $f(x) = x^4 - 2x^2 + 3$
16.  $f(x) = \frac{-8x}{x^2 + 1}$
17.  $f(x) = 4 + (x - 1)^3$
18.  $f(x) = x^3 + x^2 - x + 3$
19.  $f(x) = 3x^{2/3}$
20.  $f(x) = 2x^3 - 3x^2 - 12x + 10$
21.  $f(x) = x^3 - 3x + 2$

Sketch the graph of each function. List any minimum or maximum values and where they occur, as well as any points of inflection. State where the function is increasing or decreasing, as well as where it is concave up or concave down. [2.2]

22.  $f(x) = \frac{1}{3}x^3 + 3x^2 + 9x + 2$

23.  $f(x) = x^2 - 10x + 8$

24.  $f(x) = 4x^3 - 6x^2 - 24x + 5$

25.  $f(x) = x^4 - 2x^2$

26.  $f(x) = 3x^4 + 2x^3 - 3x^2 + 1$  (Round to three decimal places where appropriate.)

27.  $f(x) = \frac{1}{5}x^5 + \frac{3}{4}x^4 - \frac{4}{3}x^3 + 8$  (Round to three decimal places where appropriate.)

Sketch the graph of each function. Indicate where each function is increasing or decreasing, the coordinates at which relative extrema occur, where any asymptotes occur, where the graph is concave up or concave down, and where any intercepts occur. [2.3]

28.  $f(x) = \frac{2x + 5}{x + 1}$

29.  $f(x) = \frac{x}{x - 2}$

30.  $f(x) = \frac{5}{x^2 - 16}$

31.  $f(x) = -\frac{x + 1}{x^2 - x - 2}$

32.  $f(x) = \frac{x^2 - 2x + 2}{x - 1}$

33.  $f(x) = \frac{x^2 + 3}{x}$

Find the absolute maximum and minimum values of each function, if they exist, over the indicated interval. Indicate the  $x$ -value at which each extremum occurs. Where no interval is specified, use the real line. [2.4]

34.  $f(x) = x^4 - 2x^2 + 3$ ;  $[0, 3]$

35.  $f(x) = 8x^2 - x^3$ ;  $[-1, 8]$

36.  $f(x) = x + \frac{50}{x}$ ;  $(0, \infty)$

37.  $f(x) = x^4 - 2x^2 + 1$

38. Of all numbers whose sum is 60, find the two that have the maximum product. [2.5]

39. Find the minimum value of  $Q = x^2 - 2y^2$ , where  $x - 2y = 1$ . [2.5]

40. **Business: maximizing profit.** If

$$R(x) = 52x - 0.5x^2 \quad \text{and} \quad C(x) = 22x - 1,$$

find the maximum profit and the number of units that must be produced and sold in order to yield this maximum profit. Assume that  $R(x)$  and  $C(x)$  are in dollars. [2.5]

41. **Business: minimizing cost.** A rectangular box with a square base and a cover is to have a volume of 2500 ft<sup>3</sup>. If the cost per square foot for the bottom is \$2, for the

top is \$3, and for the sides is \$1, what should the dimensions be in order to minimize the cost? [2.5]

42. **Business: minimizing inventory cost.** A store in California sells 360 hybrid bicycles per year. It costs \$8 to store one bicycle for a year. To reorder, there is a fixed cost of \$10, plus \$2 for each bicycle. How many times per year should the store order bicycles, and in what lot size, in order to minimize inventory costs? [2.5]

43. **Business: marginal revenue.** Crane Foods determines that its daily revenue,  $R(x)$ , in dollars, from the sale of  $x$  frozen dinners is

$$R(x) = 4x^{3/4}.$$

a) What is Crane's daily revenue when 81 frozen dinners are sold?

b) What is Crane's marginal revenue when 81 frozen dinners are sold?

c) Use the answers from parts (a) and (b) to estimate  $R(82)$ . [2.6]

For Exercises 44 and 45,  $y = f(x) = 2x^3 + x$ . [2.6]

44. Find  $\Delta y$  and  $dy$ , given that  $x = 1$  and  $\Delta x = -0.05$ .

45. a) Find  $dy$ .

b) Find  $dy$  when  $x = -2$  and  $dx = 0.01$ .

46. Approximate  $\sqrt{83}$  using  $\Delta y \approx f'(x) \Delta x$ . [2.6]

47. **Physical science: waste storage.** The Waste Isolation Pilot Plant (WIPP) in New Mexico consists of large rooms carved into a salt deposit and is used for long-term storage of radioactive waste. (Source: www.wipp.energy.gov.)

A new storage room in the shape of a cube with an edge length of 200 ft is to be carved into the salt. Use a differential to estimate the potential difference in the volume of this room if the edge measurements have a tolerance of  $\pm 2$  ft. [2.6]

48. Differentiate the following implicitly to find  $dy/dx$ . Then find the slope of the curve at the given point. [2.7]

$$2x^3 + 2y^3 = -9xy; \quad (-1, -2)$$

49. A ladder 25 ft long leans against a vertical wall. If the lower end is being moved away from the wall at the rate of 6 ft/sec, how fast is the height of the top decreasing when the lower end is 7 ft from the wall? [2.7]

50. **Business: total revenue, cost, and profit.** Find the rates of change, with respect to time, of total revenue, cost, and profit for

$$R(x) = 120x - 0.5x^2 \quad \text{and} \quad C(x) = 15x + 6,$$

when  $x = 100$  and  $dx/dt = 30$  units per day. Assume that  $R(x)$  and  $C(x)$  are in dollars. [2.7]

## SYNTHESIS

51. Find the absolute maximum and minimum values, if they exist, over the indicated interval. [2.4]

$$f(x) = (x - 3)^{2/5}; \quad (-\infty, \infty)$$

52. Find the absolute maximum and minimum values of the piecewise-defined function given by

$$f(x) = \begin{cases} 2 - x^2, & \text{for } -2 \leq x \leq 1, \\ 3x - 2, & \text{for } 1 < x < 2, \\ (x - 4)^2, & \text{for } 2 \leq x \leq 6. \end{cases} \quad [2.4]$$

53. Differentiate implicitly to find  $dy/dx$ :

$$(x - y)^4 + (x + y)^4 = x^6 + y^6. \quad [2.7]$$

54. Find the relative maxima and minima of

$$y = x^4 - 8x^3 - 270x^2. \quad [2.1 \text{ and } 2.2]$$

55. Determine a rational function  $f$  whose graph has a vertical asymptote at  $x = -2$  and a horizontal asymptote at  $y = 3$  and includes the point  $(1, 2)$ . [2.4]

### TECHNOLOGY CONNECTION



Use a calculator to estimate the relative extrema of each function. [2.1 and 2.2]

56.  $f(x) = 3.8x^5 - 18.6x^3$

57.  $f(x) = \sqrt[3]{|9 - x^2|} - 1$

58. **Life and physical sciences: incidence of breast cancer.** The following table provides data relating the incidence of breast cancer per 100,000 women of various ages.

- a) Use REGRESSION to fit linear, quadratic, cubic, and quartic functions to the data.

Age	Incidence per 100,000
0	0
27	10
32	25
37	60
42	125
47	187
52	224
57	270
62	340
67	408
72	437
77	475
82	460
87	420

(Source: National Cancer Institute.)

- b) Which function best fits the data?  
 c) Determine the domain of the function on the basis of the function and the problem situation, and explain.  
 d) Determine the maximum value of the function on the domain. At what age is the incidence of breast cancer the greatest? [2.1 and 2.2]

Note: The function used in Exercise 28 of Section R.1 was found in this manner.

## CHAPTER 2 TEST

Find all relative minimum or maximum values as well as the  $x$ -values at which they occur. State where each function is increasing or decreasing. Then sketch a graph of the function.

1.  $f(x) = x^2 - 4x - 5$       2.  $f(x) = 4 + 3x - x^3$

3.  $f(x) = (x - 2)^{2/3} - 4$       4.  $f(x) = \frac{16}{x^2 + 4}$

Sketch a graph of each function. List any extrema, and indicate any asymptotes or points of inflection.

5.  $f(x) = x^3 + x^2 - x + 1$       6.  $f(x) = 2x^4 - 4x^2 + 1$

7.  $f(x) = (x - 2)^3 + 3$       8.  $f(x) = x\sqrt{9 - x^2}$

9.  $f(x) = \frac{2}{x - 1}$       10.  $f(x) = \frac{-8}{x^2 - 4}$

11.  $f(x) = \frac{x^2 - 1}{x}$       12.  $f(x) = \frac{x - 3}{x + 2}$

Find the absolute maximum and minimum values, if they exist, of each function over the indicated interval. Where no interval is specified, use the real line.

13.  $f(x) = x(6 - x)$

14.  $f(x) = x^3 + x^2 - x + 1; \quad \left[-2, \frac{1}{2}\right]$

15.  $f(x) = -x^2 + 8.6x + 10$

16.  $f(x) = -2x + 5; \quad [-1, 1]$

17.  $f(x) = -2x + 5$

18.  $f(x) = 3x^2 - x - 1$

19.  $f(x) = x^2 + \frac{128}{x}; \quad (0, \infty)$

20. Of all numbers whose difference is 8, find the two that have the minimum product.

21. Minimize  $Q = x^2 + y^2$ , where  $x - y = 10$ .
22. **Business: maximum profit.** Find the maximum profit and the number of units,  $x$ , that must be produced and sold in order to yield the maximum profit. Assume that  $R(x)$  and  $C(x)$  are the revenue and cost, in dollars, when  $x$  units are produced:
- $$R(x) = x^2 + 110x + 60,$$
- $$C(x) = 1.1x^2 + 10x + 80.$$
23. **Business: minimizing cost.** From a thin piece of cardboard 60 in. by 60 in., square corners are cut out so that the sides can be folded up to make an open box. What dimensions will yield a box of maximum volume? What is the maximum volume?
24. **Business: minimizing inventory costs.** Ironside Sports sells 1225 tennis rackets per year. It costs \$2 to store one tennis racket for a year. To reorder, there is a fixed cost of \$1, plus \$0.50 for each tennis racket. How many times per year should Ironside order tennis rackets, and in what lot size, in order to minimize inventory costs?
25. For  $y = f(x) = x^2 - 3$ ,  $x = 5$ , and  $\Delta x = 0.1$ , find  $\Delta y$  and  $f'(x) \Delta x$ .
26. Approximate  $\sqrt{50}$  using  $\Delta y \approx f'(x) \Delta x$ .
27. For  $y = \sqrt{x^2 + 3}$ :
- Find  $dy$ .
  - Find  $dy$  when  $x = 2$  and  $dx = 0.01$ .
28. Differentiate the following implicitly to find  $dy/dx$ . Then find the slope of the curve at  $(1, 2)$ :
- $$x^3 + y^3 = 9.$$
29. A spherical balloon has a radius of 15 cm. Use a differential to find the approximate change in the volume of the balloon if the radius is increased or decreased by 0.5 cm. (The volume of a sphere is  $V = \frac{4}{3}\pi r^3$ . Use 3.14 for  $\pi$ .)
30. A pole 13 ft long leans against a vertical wall. If the lower end is moving away from the wall at the rate of 0.4 ft/sec, how fast is the upper end coming down when the lower end is 12 ft from the wall?

### SYNTHESIS

31. Find the absolute maximum and minimum values of the following function, if they exist, over  $[0, \infty)$ :

$$f(x) = \frac{x^2}{1 + x^3}.$$

32. **Business: minimizing average cost.** The total cost in dollars of producing  $x$  units of a product is given by

$$C(x) = 100x + 100\sqrt{x} + \frac{\sqrt{x^3}}{100}.$$

How many units should be produced to minimize the average cost?

### TECHNOLOGY CONNECTION



33. Use a calculator to estimate any extrema of this function:
- $$f(x) = 5x^3 - 30x^2 + 45x + 5\sqrt{x}.$$
34. Use a calculator to estimate any extrema of this function:
- $$g(x) = x^5 - x^3.$$
35. **Business: advertising.** The business of manufacturing and selling bowling balls is one of frequent changes. Companies introduce new models to the market about every 3 to 4 months. Typically, a new model is created because of advances in technology such as new surface stock or a new way to place weight blocks in a ball. To decide how to best use advertising dollars, companies track the sales in relation to the amount spent on advertising. Suppose that a company has the following data from past sales.

Amount Spent on Advertising (in thousands)	Number of Bowling Balls Sold, $N$
\$ 0	8
50	13,115
100	19,780
150	22,612
200	20,083
250	12,430
300	4

- Use REGRESSION to fit linear, quadratic, cubic, and quartic functions to the data.
- Determine the domain of the function in part (a) that best fits the data and the problem situation. Justify your answer.
- Determine the maximum value of the function on the domain. How much should the company spend on advertising its next new model in order to maximize the number of bowling balls sold?

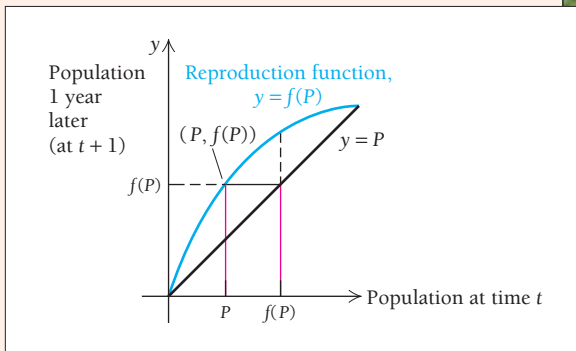


## Maximum Sustainable Harvest

In certain situations, biologists are able to determine what is called a **reproduction curve**. This is a function

$$y = f(P)$$

such that if  $P$  is the population after  $P$  years, then  $f(P)$  is the population a year later, at time  $t + 1$ . Such a curve is shown below.



The line  $y = P$  is significant because if it ever coincides with the curve  $y = f(P)$ , then we know that the population stays the same from year to year. Here the graph of  $f$  lies mostly above the line, indicating that the population is increasing.

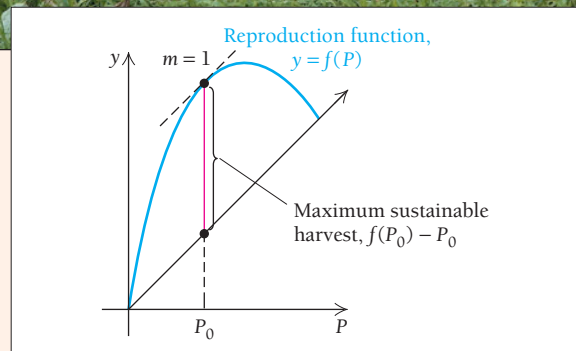

Too many deer in a forest can deplete the food supply and eventually cause the population to decrease for lack of food. In such cases, often with some controversy, hunters are allowed to “harvest” some of the deer. Then with a greater food supply, the remaining deer population may prosper and increase.

We know that a population  $P$  will grow to a population  $f(p)$  in a year. If this were a population of fur-bearing animals and the population were increasing, then hunters could “harvest” the amount

$$f(P) - P$$

each year without shrinking the initial population  $P$ . If the population were remaining the same or decreasing, then such a harvest would deplete the population.

Suppose that we want to know the value of  $P_0$  that would allow the harvest to be the largest. If we could determine that  $P_0$ , we could let the population grow until it reached that level and then begin harvesting year after year the amount  $f(P_0) - P_0$ .



Let the harvest function  $H$  be given by

$$H(P) = f(P) - P.$$

Then  $H'(P) = f'(P) - 1$ .

Now, if we assume that  $H'(P)$  exists for all values of  $P$  and that there is only one critical value, it follows that the *maximum sustainable harvest* occurs at that value  $P_0$  such that

$$H'(P_0) = f'(P_0) - 1 = 0$$

and  $H''(P_0) = f''(P_0) < 0$ .

Or, equivalently, we have the following.

### THEOREM

The maximum sustainable harvest occurs at  $P_0$  such that

$$f'(P_0) = 1 \quad \text{and} \quad f''(P_0) < 0,$$

and is given by

$$H(P_0) = f(P_0) - P_0.$$

### EXERCISES

For Exercises 1–3, do the following.

- Graph the reproduction curve, the line  $y = P$ , and the harvest function using the same viewing window.
- Find the population at which the maximum sustainable harvest occurs. Use both a graphical solution and a calculus solution.
- Find the maximum sustainable harvest.

- $f(P) = P(10 - P)$ , where  $P$  is measured in thousands.
- $f(P) = -0.025P^2 + 4P$ , where  $P$  is measured in thousands. This is the reproduction curve in the Hudson Bay area for the snowshoe hare, a fur-bearing animal.



- $f(P) = -0.01P^2 + 2P$ , where  $P$  is measured in thousands. This is the reproduction curve in the Hudson Bay area for the lynx, a fur-bearing animal.



For Exercises 4 and 5, do the following.

- Graph the reproduction curve, the line  $y = P$ , and the harvest function using the same viewing window.
  - Graphically determine the population at which the maximum sustainable harvest occurs.
  - Find the maximum sustainable harvest.
- $f(P) = 40\sqrt{P}$ , where  $P$  is measured in thousands. Assume that this is the reproduction curve for the brown trout population in a large lake.



- $f(P) = 0.237P\sqrt{2000 - P^2}$ , where  $P$  is measured in thousands.
- The table below lists data regarding the reproduction of a certain animal.
  - Use REGRESSION to fit a cubic polynomial to these data.
  - Graph the reproduction curve, the line  $y = P$ , and the harvest function using the same viewing window.
  - Graphically determine the population at which the maximum sustainable harvest occurs.

POPULATION, $P$ (in thousands)	POPULATION, $f(P)$ , 1 YEAR LATER
10	9.7
20	23.1
30	37.4
40	46.2
50	42.6

# Exponential and Logarithmic Functions

## 3

### Chapter Snapshot

#### What You'll Learn

- 3.1 Exponential Functions
- 3.2 Logarithmic Functions
- 3.3 Applications: Uninhibited and Limited Growth Models
- 3.4 Applications: Decay
- 3.5 The Derivatives of  $a^x$  and  $\log_a x$
- 3.6 An Economics Application: Elasticity of Demand

#### Why It's Important

In this chapter, we consider two types of functions that are closely related: *exponential functions* and *logarithmic functions*. After learning to find derivatives of such functions, we will study applications in the areas of population growth and decay, continuously compounded interest, spread of disease, and carbon dating.

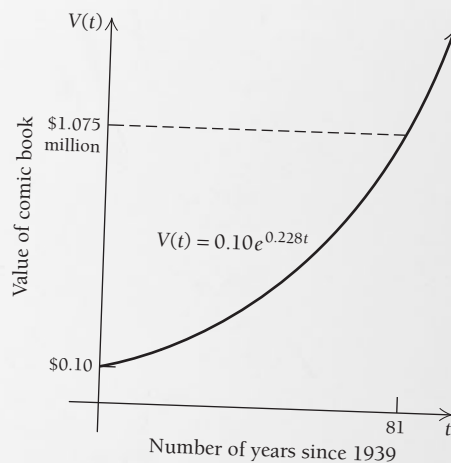
#### Where It's Used

##### MILLION-DOLLAR COMIC BOOK

A 1939 comic book with the first appearance of the “Caped Crusader,” Batman, sold at auction in Dallas in 2010 for \$1.075 million. The comic book originally cost 10¢. What will the value of the comic book be in 2020? After what time will the value of the comic book be \$30 million?

This problem appears as Example 7 in Section 3.3.

##### COMIC BOOK VALUE BY YEAR





## 3.1

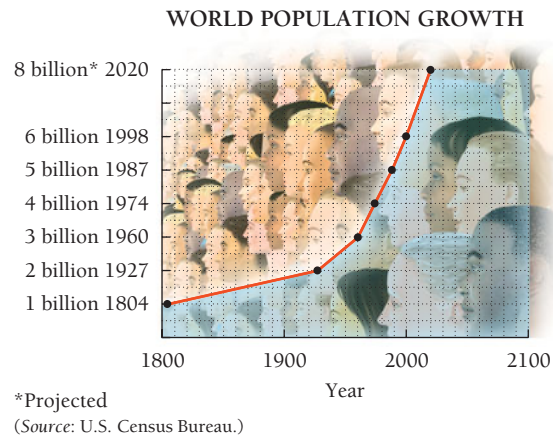
## Exponential Functions

## Graphs of Exponential Functions

## OBJECTIVES

- Graph exponential functions.
- Differentiate exponential functions.

Consider the following graph. The rapid rise of the graph indicates that it approximates an *exponential function*. We now consider such functions and many of their applications.



Let's review definitions of expressions of the form  $a^x$ , where  $x$  is a rational number. For example,

$$a^{2.34} \quad \text{or} \quad a^{234/100}$$

means “raise  $a$  to the 234th power and then take the 100th root ( $\sqrt[100]{a^{234}}$ ).”

What about expressions with irrational exponents, such as  $2^{\sqrt{2}}$ ,  $2^\pi$ , and  $2^{-\sqrt{3}}$ ? An *irrational number* is a number named by an infinite, nonrepeating decimal. Let's consider  $2^\pi$ . We know that  $\pi$  is irrational with an infinite, nonrepeating decimal expansion:

$$3.141592653\dots$$

This means that  $\pi$  is approached as a limit by the rational numbers

$$3, 3.1, 3.14, 3.141, 3.1415, \dots,$$

so it seems reasonable that  $2^\pi$  should be approached as a limit by the rational powers

$$2^3, 2^{3.1}, 2^{3.14}, 2^{3.141}, 2^{3.1415}, \dots$$

Estimating each power with a calculator, we get the following:

$$8, 8.574188, 8.815241, 8.821353, 8.824411, \dots$$

In general,  $a^x$  is approximated by the values of  $a^r$  for rational numbers  $r$  near  $x$ ;  $a^x$  is the limit of  $a^r$  as  $r$  approaches  $x$  through rational values. Thus, for  $a > 0$ , the usual laws of exponents, such as

$$a^x \cdot a^y = a^{x+y}, \quad a^x \div a^y = a^{x-y}, \quad (a^x)^y = a^{xy}, \quad \text{and} \quad a^{-x} = \frac{1}{a^x},$$

can be applied to real number exponents. Moreover, the function so obtained,  $f(x) = a^x$ , is continuous.

## TECHNOLOGY CONNECTION

We can approximate  $2^\pi$  using the exponential key: 2  $\wedge$   $\pi$  ENTER. We obtain

$$2^\pi \approx 8.824977827.$$

## EXERCISES

Approximate.

- $5^\pi$
- $5^{\sqrt{3}}$
- $7^{-\sqrt{2}}$
- $18^{-\pi}$

**DEFINITION**

An exponential function  $f$  is given by

$$f(x) = a^x,$$

where  $x$  is any real number,  $a > 0$ , and  $a \neq 1$ . The number  $a$  is called the base.

The following are examples of exponential functions:

$$f(x) = 2^x, \quad f(x) = \left(\frac{1}{2}\right)^x, \quad f(x) = (0.4)^x.$$

Note that in contrast to power functions like  $y = x^2$  and  $y = x^3$ , an exponential function has the variable in the exponent, not as the base. Exponential functions have countless applications. For now, however, let's consider their graphs.

**EXAMPLE 1** Graph:  $y = f(x) = 2^x$ .

**Solution** First, we find some function values. Note that  $2^x$  is always positive:

$$x = 0, \quad y = 2^0 = 1;$$

$$x = \frac{1}{2}, \quad y = 2^{1/2} = \sqrt{2} \approx 1.4;$$

$$x = 1, \quad y = 2^1 = 2;$$

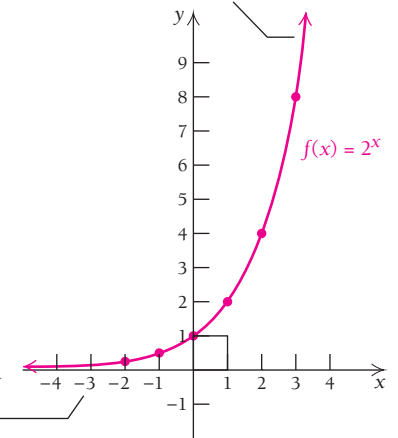
$$x = 2, \quad y = 2^2 = 4;$$

$$x = 3, \quad y = 2^3 = 8;$$

$$x = -1, \quad y = 2^{-1} = \frac{1}{2};$$

$$x = -2, \quad y = 2^{-2} = \frac{1}{2^2} = \frac{1}{4}.$$

This part of the curve increases without bound.



This part of the curve comes very close to the  $x$ -axis, but does not touch or cross it. The  $x$ -axis is a horizontal asymptote.

$x$	0	$\frac{1}{2}$	1	2	3	-1	-2
$y = f(x) = 2^x$	1	1.4	2	4	8	$\frac{1}{2}$	$\frac{1}{4}$

Next, we plot the points and connect them with a smooth curve, as shown above. The graph is continuous, increasing without bound, and concave up. We see too that the  $x$ -axis is a horizontal asymptote (see Section 2.3), that is,

$$\lim_{x \rightarrow -\infty} f(x) = 0 \quad \text{and} \quad \lim_{x \rightarrow \infty} f(x) = \infty.$$

**Quick Check 1**

**Quick Check 1**

For  $f(x) = 3^x$ , complete this table of function values.

$x$	$f(x) = 3^x$
0	
1	
2	
3	
-1	
-2	
-3	

Graph  $f(x) = 3^x$ .

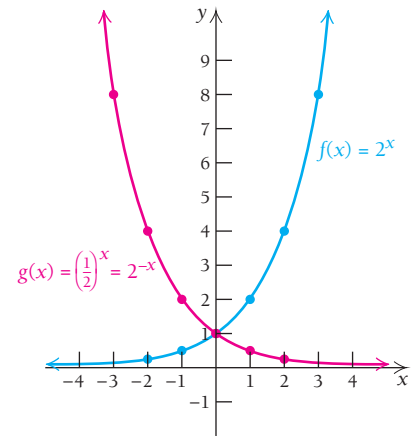
**EXAMPLE 2** Graph:  $y = g(x) = \left(\frac{1}{2}\right)^x$ .

**Solution** First, we note that

$$\begin{aligned} y = g(x) &= \left(\frac{1}{2}\right)^x \\ &= (2^{-1})^x \\ &= 2^{-x}. \end{aligned}$$

This will ease our work in calculating function values:

$$\begin{aligned}
 x = 0, & \quad y = 2^{-0} = 1; \\
 x = \frac{1}{2}, & \quad y = 2^{-1/2} = \frac{1}{2^{1/2}} \\
 & \quad = \frac{1}{\sqrt{2}} \approx \frac{1}{1.4} \approx 0.7; \\
 x = 1, & \quad y = 2^{-1} = \frac{1}{2}; \\
 x = 2, & \quad y = 2^{-2} = \frac{1}{4}; \\
 x = -1, & \quad y = 2^{-(-1)} = 2; \\
 x = -2, & \quad y = 2^{-(-2)} = 4; \\
 x = -3, & \quad y = 2^{-(-3)} = 8.
 \end{aligned}$$



Quick Check 2

For  $g(x) = \left(\frac{1}{3}\right)^x$ , complete this table of function values.

$x$	$g(x) = \left(\frac{1}{3}\right)^x$
0	
1	
2	
3	
-1	
-2	
-3	

Graph  $g(x) = \left(\frac{1}{3}\right)^x$ .

$x$	0	$\frac{1}{2}$	1	2	-1	-2	-3
$y = f(x) = \left(\frac{1}{2}\right)^x$	1	0.7	$\frac{1}{2}$	$\frac{1}{4}$	2	4	8

Next, we plot these points and connect them with a smooth curve, as shown by the red curve in the figure. The graph is continuous, decreasing, and concave up. We see too that the  $x$ -axis is a horizontal asymptote, that is,

$$\lim_{x \rightarrow \infty} g(x) = 0 \quad \text{and} \quad \lim_{x \rightarrow -\infty} g(x) = \infty.$$

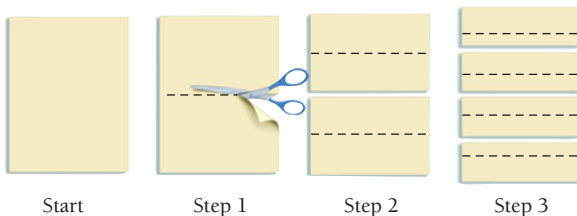
The graph of  $f(x) = 2^x$  of Example 1 is shown as a blue curve, for comparison. Note that the graph of  $y = g(x)$  is the reflection of the graph of  $y = f(x)$  across the  $y$ -axis. Thus, we expect the graphs of  $y = \left(\frac{1}{2}\right)^x = 2^{-x}$  and  $y = 2^x$  to be symmetric with respect to the  $y$ -axis.

Quick Check 2

TECHNOLOGY CONNECTION

Exploratory Exercise: Growth

Take a sheet of  $8\frac{1}{2}$ -in.-by-11-in. paper and cut it into two equal pieces. Then cut these again to obtain four equal pieces. Then cut these to get eight equal pieces, and so on, performing five cutting steps.



- a) Place all the pieces in a stack and measure the thickness.
- b) A piece of paper is typically 0.004 in. thick. Check the measurement in part (a) by completing the table.

	$t$	$0.004 \cdot 2^t$
Start	0	$0.004 \cdot 2^0$ , or 0.004
Step 1	1	$0.004 \cdot 2^1$ , or 0.008
Step 2	2	$0.004 \cdot 2^2$ , or 0.016
Step 3	3	
Step 4	4	
Step 5	5	

- c) Graph the function  $f(t) = 0.004(2)^t$ .
- d) Compute the thickness of the stack (in miles) after 25 steps.

TECHNOLOGY CONNECTION **Exploratory**

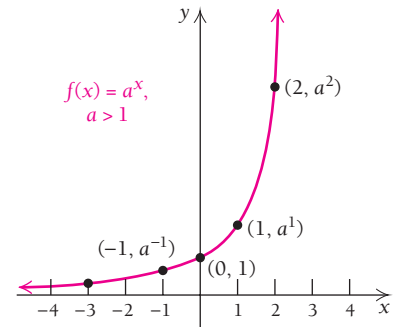
Use a calculator or iPlot or Graphicus to check the graphs of the functions in Examples 1 and 2. Then graph

$$f(x) = 3^x \quad \text{and}$$

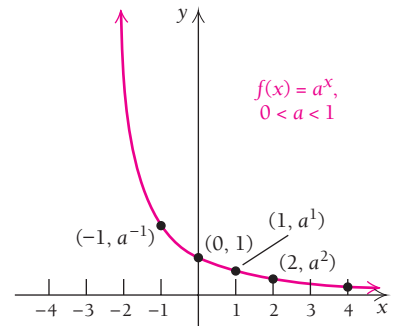
$$g(x) = \left(\frac{1}{3}\right)^x$$

and look for patterns.

1. The function given by  $f(x) = a^x$ , with  $a > 1$ , is a positive, increasing, continuous function. As  $x$  gets smaller,  $a^x$  approaches 0. The graph is concave up, and the  $x$ -axis is the horizontal asymptote.



2. The function given by  $f(x) = a^x$ , with  $0 < a < 1$ , is a positive, decreasing, continuous function. As  $x$  gets larger,  $a^x$  approaches 0. The graph is concave up, and the  $x$ -axis is the horizontal asymptote.



For  $a = 1$ , we have  $f(x) = a^x = 1^x = 1$ ; so, in this case,  $f$  is a constant function. This is why we do not allow 1 to be the base of an exponential function.

**The Number  $e$  and the Derivative of  $e^x$** 

Let's consider finding the derivative of the exponential function

$$f(x) = a^x.$$

The derivative is given by

$$\begin{aligned} f'(x) &= \lim_{h \rightarrow 0} \frac{f(x+h) - f(x)}{h} \\ &= \lim_{h \rightarrow 0} \frac{a^{x+h} - a^x}{h} \\ &= \lim_{h \rightarrow 0} \frac{a^x \cdot a^h - a^x \cdot 1}{h} \\ &= \lim_{h \rightarrow 0} \left( a^x \cdot \frac{a^h - 1}{h} \right) \\ &= a^x \cdot \lim_{h \rightarrow 0} \frac{a^h - 1}{h}. \end{aligned}$$

Definition of the derivative

Substituting  $a^{x+h}$  for  $f(x+h)$  and  $a^x$  for  $f(x)$

Using the laws for exponents

Factoring

$a^x$  is constant with respect to  $h$ , and the limit of a constant times a function is the constant times the limit of that function. (See Limit Property L6 in Section 1.2.)

We get

$$f'(x) = a^x \cdot \lim_{h \rightarrow 0} \frac{a^h - 1}{h}.$$

In particular, for  $g(x) = 2^x$ ,

$$g'(x) = 2^x \cdot \lim_{h \rightarrow 0} \frac{2^h - 1}{h}. \quad \text{Substituting 2 for } a$$

$h$	$\frac{2^h - 1}{h}$
0.5	0.8284
0.25	0.7568
0.175	0.7369
0.0625	0.7084
0.03125	0.7007
0.00111	0.6934
0.000001	0.6931

$h$	$\frac{3^h - 1}{h}$
0.5	1.4641
0.25	1.2643
0.175	1.2113
0.0625	1.1372
0.03125	1.1177
0.00111	1.0993
0.000001	1.0986

Note that the limit does not depend on the value of  $x$  at which we are evaluating the derivative. In order for  $g'(x)$  to exist, we must determine whether

$$\lim_{h \rightarrow 0} \frac{2^h - 1}{h} \text{ exists.}$$

Let's investigate this question.

We choose a sequence of numbers  $h$  approaching 0 and compute  $(2^h - 1)/h$ , listing the results in a table, as shown at left. It seems reasonable to assume that  $(2^h - 1)/h$  has a limit as  $h$  approaches 0 and that its approximate value is 0.7; thus,

$$g'(x) \approx (0.7)2^x.$$

In other words, the derivative is a constant times  $2^x$ . Similarly, for  $t(x) = 3^x$ ,

$$t'(x) = 3^x \cdot \lim_{h \rightarrow 0} \frac{3^h - 1}{h}. \quad \text{Substituting 3 for } a$$

Again, we can find an approximation for the limit that does not depend on the value of  $x$  at which we are evaluating the derivative. Consider the table at left. Again, it seems reasonable to conclude that  $(3^h - 1)/h$  has a limit as  $h$  approaches 0. This time, the approximate value is 1.1; thus,

$$t'(x) \approx (1.1)3^x.$$

In other words, the derivative is a constant times  $3^x$ .

Let's now analyze what we have done. We proved that

$$\text{if } f(x) = a^x, \text{ then } f'(x) = a^x \cdot \lim_{h \rightarrow 0} \frac{a^h - 1}{h}.$$

Consider  $\lim_{h \rightarrow 0} \frac{a^h - 1}{h}$ .

1. For  $a = 2$ ,

$$\lim_{h \rightarrow 0} \frac{2^h - 1}{h} = \lim_{h \rightarrow 0} \frac{2^h - 1}{h} \approx 0.6931.$$

2. For  $a = 3$ ,

$$\lim_{h \rightarrow 0} \frac{3^h - 1}{h} = \lim_{h \rightarrow 0} \frac{3^h - 1}{h} \approx 1.0986.$$

It seems reasonable to conclude that, for some choice of  $a$  between 2 and 3, we have

$$\lim_{h \rightarrow 0} \frac{a^h - 1}{h} = 1.$$

To find that  $a$ , it suffices to look for a value such that

$$\frac{a^h - 1}{h} = 1. \quad (1)$$

Multiplying both sides by  $h$  and then adding 1 to both sides, we have

$$a^h = 1 + h.$$

Raising both sides to the power  $1/h$ , we have

$$a = (1 + h)^{1/h}. \quad (2)$$

Since equations (1) and (2) are equivalent, it follows that

$$\lim_{h \rightarrow 0} \frac{a^h - 1}{h} = \lim_{h \rightarrow 0} 1 \quad \text{and} \quad \lim_{h \rightarrow 0} a = \lim_{h \rightarrow 0} (1 + h)^{1/h}$$

### TECHNOLOGY CONNECTION

#### EXERCISE

Using TBLSET in Ask mode, produce the tables shown above.

$h$	$(1 + h)^{1/h}$
0.5	2.25
0.1	2.5937
0.01	2.7048
0.001	2.7169
-0.01	2.732
-0.001	2.7196
0.0001	2.7181

are also equivalent. Thus,

$$\lim_{h \rightarrow 0} \frac{a^h - 1}{h} = 1 \quad \text{and} \quad a = \lim_{h \rightarrow 0} (1 + h)^{1/h}$$

are equivalent. We conclude that, for there to be a number  $a$  for which  $\lim_{h \rightarrow 0} \frac{a^h - 1}{h} = 1$ , we must have  $a = \lim_{h \rightarrow 0} (1 + h)^{1/h}$ . This last equation gives us the special number we are searching for.\* The number is named  $e$ , in honor of Leonhard Euler (pronounced “Oiler”), the great Swiss mathematician (1707–1783) who did groundbreaking work with it.

### TECHNOLOGY CONNECTION

#### Exploratory

Graph  $f(x) = e^x$  using the viewing window  $[-5, 5, -1, 10]$ . Trace to a point and note the  $y$ -value. Then find  $dy/dx$  at that point, using the **CALC** key, and compare  $y$  and  $dy/dx$ .

Repeat this process for three other values of  $x$ . What do you observe?

Using iPlot, graph  $f(x) = e^x$ , as a first function in red. Do not turn on Derivate. Graph  $f(x) = e^x$ , as a second function in blue, and turn on Derivate. What happens? Explain.

Using Graphicus, graph  $y = e^x$ . Then use the tangent line feature to move along the curve, noting the  $x$ -values, the  $y$ -values, and the values of  $\partial y/\partial x$ , which are the same as  $dy/dx$  in this case. What happens? Explain.

#### DEFINITION

$$e = \lim_{h \rightarrow 0} (1 + h)^{1/h} \approx 2.718281828459$$

We call  $e$  the *natural base*.

It follows that, for the exponential function  $f(x) = e^x$ ,

$$\begin{aligned} f'(x) &= e^x \cdot \lim_{h \rightarrow 0} \frac{e^h - 1}{h} \\ &= e^x \cdot 1 \\ &= e^x. \end{aligned}$$

That is, the derivative of  $e^x$  is  $e^x$ .

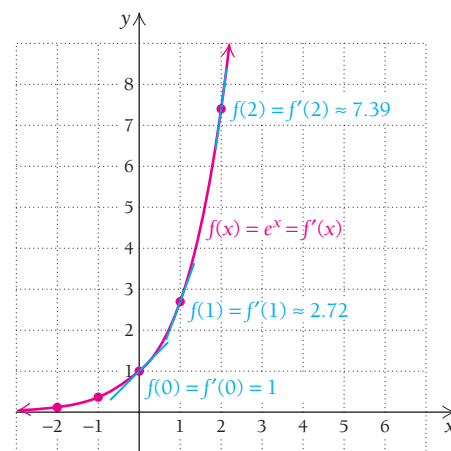
We have shown that if  $f(x) = e^x$ , it follows that  $f'(x) = e^x$ .

#### THEOREM 1

The derivative of the function  $f$  given by  $f(x) = e^x$  is itself:

$$f'(x) = f(x), \quad \text{or} \quad \frac{d}{dx} e^x = e^x.$$

Theorem 1 says that for the function  $f(x) = e^x$ , the derivative at  $x$  (the slope of the tangent line) is the same as the function value at  $x$ . That is, on the graph of  $y = e^x$ , at the point  $(0, 1)$ , the slope is  $m = 1$ ; at the point  $(1, e)$ , the slope is  $m = e$ ; at the point  $(2, e^2)$ , the slope is  $m = e^2$ , and so on. The function  $y = e^x$  is the *only* exponential function for which this correlation between the function and its derivative is true.



\*This derivation is based on one presented in Appendix 4 of *e: The Story of a Number*, by Eli Maor (Princeton University Press, 1998).

TECHNOLOGY CONNECTION 

## Exploratory

Check the results of Example 3 by entering each function as  $y_1$  and letting  $y_2 = n\text{Deriv}(y_1, x, x)$ . Then enter the derivatives from Example 3 as  $y_3$  and use graphs or a table to compare  $y_2$  and  $y_3$ .

Using iPlot, graph  $f(x) = 3e^x$  in red. Turn on Derivate. Now suppose the derivative was mistakenly found to be  $f'(x) = 3e^{x-1}$ . Graph this incorrect function in some other color. What happens? Explain. Then describe a procedure for checking the results of Example 3 using iPlot.

Using Graphicus, graph  $g(x) = x^2e^x$  as a first function. Then touch  $\boxed{+}$  and choose Add derivative. Suppose the derivative was mistakenly found to be  $g'(x) = 2xe^x$ . Graph this incorrect function. What happens? Explain. Then describe a procedure for checking the results of Example 3 using Graphicus.

In Section 3.5, we will develop a formula for the derivative of the more general exponential function given by  $y = a^x$ .

Finding Derivatives of Functions Involving  $e$ 

We can use Theorem 1 in combination with other theorems derived earlier to differentiate a variety of functions.

■ **EXAMPLE 3** Find  $dy/dx$ : **a)**  $y = 3e^x$ ; **b)**  $y = x^2e^x$ ; **c)**  $y = \frac{e^x}{x^3}$ .

## Solution

$$\text{a) } \frac{d}{dx}(3e^x) = 3 \frac{d}{dx}e^x \quad \text{Recall that } \frac{d}{dx}[c \cdot f(x)] = c \cdot f'(x).$$

$$= 3e^x$$

$$\text{b) } \frac{d}{dx}(x^2e^x) = x^2 \cdot e^x + e^x \cdot 2x \quad \text{Using the Product Rule}$$

$$= e^x(x^2 + 2x), \quad \text{or } xe^x(x + 2) \quad \text{Factoring}$$

$$\text{c) } \frac{d}{dx}\left(\frac{e^x}{x^3}\right) = \frac{x^3 \cdot e^x - e^x \cdot 3x^2}{x^6} \quad \text{Using the Quotient Rule}$$

$$= \frac{x^2e^x(x - 3)}{x^6} \quad \text{Factoring}$$

$$= \frac{e^x(x - 3)}{x^4} \quad \text{Simplifying}$$

Suppose that we have a more complicated function in the exponent, as in

$$h(x) = e^{x^2-5x}.$$

This is a composition of functions. For such a function, we have

$$h(x) = g(f(x)) = e^{f(x)}, \quad \text{where } g(x) = e^x \quad \text{and } f(x) = x^2 - 5x.$$

Now  $g'(x) = e^x$ . Then by the Chain Rule (Section 1.7), we have

$$h'(x) = g'(f(x)) \cdot f'(x)$$

$$= e^{f(x)} \cdot f'(x).$$

For the case above,  $f(x) = x^2 - 5x$ , so  $f'(x) = 2x - 5$ . Then

$$h'(x) = g'(f(x)) \cdot f'(x)$$

$$= e^{f(x)} \cdot f'(x)$$

$$= e^{x^2-5x}(2x - 5).$$

The next theorem, which we have proven using the Chain Rule, allows us to find derivatives of functions like the one above.

## Quick Check 3

Differentiate:

**a)**  $y = 6e^x$ ; **b)**  $y = x^3e^x$ ;

**c)**  $y = \frac{e^x}{x^2}$ .

## Quick Check 3

**THEOREM 2**

The derivative of  $e$  to some power is the product of  $e$  to that power and the derivative of the power:

$$\frac{d}{dx} e^{f(x)} = e^{f(x)} \cdot f'(x)$$

or

$$\frac{d}{dx} e^u = e^u \cdot \frac{du}{dx}$$

The following gives us a way to remember this rule.

$$h(x) = e^{x^2-5x}$$

$$h'(x) = e^{x^2-5x}(2x - 5)$$

Rewrite the original function.

Multiply by the derivative of the exponent.

**EXAMPLE 4** Differentiate each of the following with respect to  $x$ :

a)  $y = e^{8x}$ ;

b)  $y = e^{-x^2+4x-7}$ ;

c)  $e^{\sqrt{x^2-3}}$ .

**Solution**

a)  $\frac{d}{dx} e^{8x} = e^{8x} \cdot 8$ , or  $8e^{8x}$

b)  $\frac{d}{dx} e^{-x^2+4x-7} = e^{-x^2+4x-7}(-2x + 4)$ , or  $-2(x - 2)e^{-x^2+4x-7}$

c)  $\frac{d}{dx} e^{\sqrt{x^2-3}} = \frac{d}{dx} e^{(x^2-3)^{1/2}}$

$$= e^{(x^2-3)^{1/2}} \cdot \frac{1}{2} (x^2 - 3)^{-1/2} \cdot 2x$$

Using the Chain Rule twice

$$= e^{\sqrt{x^2-3}} \cdot x \cdot (x^2 - 3)^{-1/2}$$

$$= \frac{e^{\sqrt{x^2-3}} \cdot x}{\sqrt{x^2 - 3}}, \quad \text{or} \quad \frac{xe^{\sqrt{x^2-3}}}{\sqrt{x^2 - 3}}$$

**Quick Check 4**

Differentiate:

a)  $f(x) = e^{-4x}$ ;

b)  $g(x) = e^{x^3+8x}$ ;

c)  $h(x) = e^{\sqrt{x^2+5}}$ .

**Quick Check 4****Graphs of  $e^x$ ,  $e^{-x}$ , and  $1 - e^{-kx}$** 

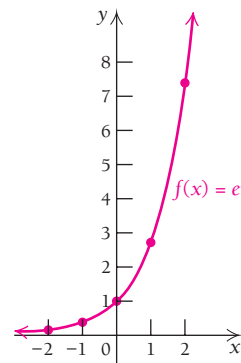
Now that we know how to find the derivative of  $f(x) = e^x$ , let's look at the graph of  $f(x) = e^x$  from the standpoint of calculus concepts and the curve-sketching techniques discussed in Section 2.2.



■ **EXAMPLE 5** Graph:  $f(x) = e^x$ . Analyze the graph using calculus.

**Solution** We simply find some function values using a calculator, plot the points, and sketch the graph as shown below.

$x$	$f(x)$
-2	0.135
-1	0.368
0	1
1	2.718
2	7.389



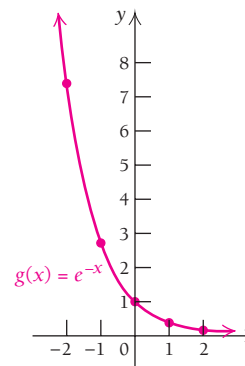
We analyze the graph using calculus as follows.

- Derivatives.** Since  $f(x) = e^x$ , it follows that  $f'(x) = e^x$ , so  $f''(x) = e^x$ .
- Critical values of  $f$ .** Since  $f'(x) = e^x > 0$  for all real numbers  $x$ , we know that the derivative exists for all real numbers and there is no solution of the equation  $f'(x) = 0$ . There are no critical values and therefore no maximum or minimum values.
- Increasing.** We have  $f'(x) = e^x > 0$  for all real numbers  $x$ , so the function  $f$  is increasing over the entire real line,  $(-\infty, \infty)$ .
- Inflection points.** We have  $f''(x) = e^x > 0$  for all real numbers  $x$ , so the equation  $f''(x) = 0$  has no solution and there are no points of inflection.
- Concavity.** Since  $f''(x) = e^x > 0$  for all real numbers  $x$ , the function  $f$  is increasing and the graph is concave up over the entire real line.

■ **EXAMPLE 6** Graph:  $g(x) = e^{-x}$ . Analyze the graph using calculus.

**Solution** First, we find some function values, plot the points, and sketch the graph.

$x$	$g(x)$
-2	7.389
-1	2.718
0	1
1	0.368
2	0.135



We can then analyze the graph using calculus as follows.

- Derivatives.** Since  $g(x) = e^{-x}$ , we have

$$g'(x) = e^{-x}(-1) = -e^{-x},$$

so

$$g''(x) = -e^{-x}(-1) = e^{-x}.$$

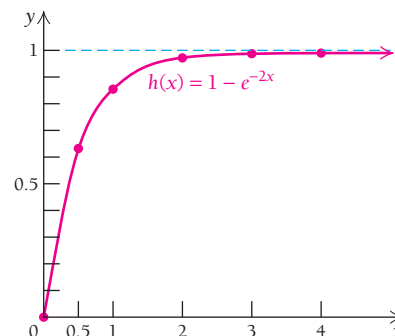
- b) Critical values of  $g$ .** Since  $e^{-x} = 1/e^x > 0$ , we have  $g'(x) = -e^{-x} < 0$  for all real numbers  $x$ . Thus, the derivative exists for all real numbers, and the equation  $g'(x) = 0$  has no solution. There are no critical values and therefore no maximum or minimum values.
- c) Decreasing.** Since the derivative  $g'(x) = -e^{-x} < 0$  for all real numbers  $x$ , the function  $g$  is decreasing over the entire real line.
- d) Inflection points.** We have  $g''(x) = e^{-x} > 0$ , so the equation  $g''(x) = 0$  has no solution and there are no points of inflection.
- e) Concavity.** We also know that since  $g''(x) = e^{-x} > 0$  for all real numbers  $x$ , the function  $g'$  is increasing and the graph is concave up over the entire real line.

Functions of the type  $f(x) = 1 - e^{-kx}$ , with  $x \geq 0$ , have important applications.

**EXAMPLE 7** Graph:  $h(x) = 1 - e^{-2x}$ , with  $x \geq 0$ . Analyze the graph using calculus.

**Solution** First, we find some function values, plot the points, and sketch the graph.

$x$	$h(x)$
0	0
0.5	0.63212
1	0.86466
2	0.98168
3	0.99752
4	0.99966
5	0.99995



We can analyze the graph using calculus as follows.

- a) Derivatives.** Since  $h(x) = 1 - e^{-2x}$ ,
- $$h'(x) = -e^{-2x}(-2) = 2e^{-2x}$$
- and
- $$h''(x) = 2e^{-2x}(-2) = -4e^{-2x}.$$
- b) Critical values.** Since  $e^{-2x} = 1/e^{2x} > 0$ , we have  $2e^{-2x} > 0$ . Thus,  $h'(x) = 0$  has no solution, and since  $h'(x)$  exists for all  $x > 0$ , it follows that there are no critical values on the interval  $(0, \infty)$ .
- c) Increasing.** Since  $2e^{-2x} > 0$  for all real numbers  $x$ , we know that  $h$  is increasing over the interval  $[0, \infty)$ .
- d) Inflection points.** Since  $h''(x) = -4e^{-2x} < 0$ , we know that the equation  $h''(x) = 0$  has no solution; thus, there are no points of inflection.
- e) Concavity.** Since  $h''(x) = -4e^{-2x} < 0$ , we know that  $h'$  is decreasing and the graph is concave down over the interval  $(0, \infty)$ .

**Quick Check 5**

Graph each function. Then determine critical values, intervals over which the function is increasing or decreasing, inflection points, and the concavity.

a)  $f(x) = 2e^{-x}$ ;

b)  $g(x) = 2e^x$ ;

c)  $h(x) = 1 - e^{-x}$ .

In general, for  $k > 0$ , the graph of  $h(x) = 1 - e^{-kx}$  is increasing, which we expect since  $h'(x) = ke^{-kx}$  is always positive. Note that  $h(x)$  approaches 1 as  $x$  approaches  $\infty$ .

*A word of caution!* Functions of the type  $a^x$  (for example,  $2^x$ ,  $3^x$ , and  $e^x$ ) are different from functions of the type  $x^a$  (for example,  $x^2$ ,  $x^3$ ,  $x^{1/2}$ ). For  $a^x$ , the variable is in the exponent. For  $x^a$ , the variable is in the base. The derivative of  $a^x$  is not  $xa^{x-1}$ . In particular, we have the following:

$$\frac{d}{dx} e^x \neq xe^{x-1}, \quad \text{but} \quad \frac{d}{dx} e^x = e^x.$$

**Quick Check 5**

**EXAMPLE 8 Business: Worker Efficiency.** It is reasonable for a manufacturer to expect the daily output of a new worker to start out slow and continue to increase over time, but then tend to level off, never exceeding a certain amount. A firm manufactures 5G smart phones and determines that after working  $t$  days, the efficiency, in number of phones produced per day, of most workers can be modeled by the function

$$N(t) = 80 - 70e^{-0.13t}.$$

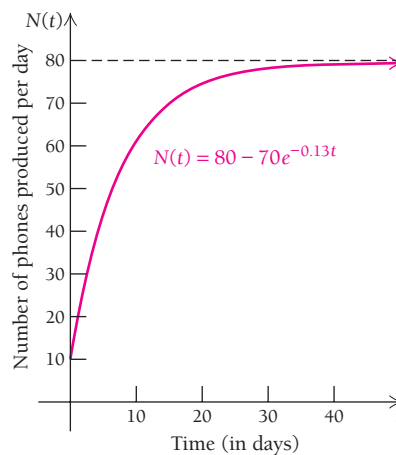
- Find  $N(0)$ ,  $N(1)$ ,  $N(5)$ ,  $N(10)$ ,  $N(20)$ , and  $N(30)$ .
- Graph  $N(t)$ .
- Find  $N'(t)$  and interpret this derivative in terms of rate of change.
- What number of phones seems to determine where worker efficiency levels off?

**Solution**

- We make a table of input–output values.

$t$	0	1	5	10	20	30
$N(t)$	10	18.5	43.5	60.9	74.8	78.6

- Using these values and/or a graphing calculator, we obtain the graph.



- $N'(t) = -70e^{-0.13t}(-0.13) = 9.1e^{-0.13t}$ ; after  $t$  days, the rate of change of number of phones produced per day is given by  $9.1e^{-0.13t}$ .
- Examining the graph and expanding the table of function values, it seems that worker efficiency levels off at no more than 80 phones produced per day.

**Quick Check 6**

**Business.** Repeat Example 8 for the efficiency function

$$N(t) = 80 - 60e^{-0.12t}.$$

**Quick Check 6**

## Section Summary

- The exponential function  $f(x) = e^x$ , where  $e \approx 2.71828$ , has the derivative  $f'(x) = e^x$ . That is, the slope of a tangent line to the graph of  $y = e^x$  is the same as the function value at  $x$ .

- The graph of  $f(x) = e^x$  is an increasing function with no critical values, no maximum or minimum values, and no points of inflection. The graph is concave up, with

$$\lim_{x \rightarrow \infty} f(x) = \infty \quad \text{and} \quad \lim_{x \rightarrow -\infty} f(x) = 0.$$

- Calculus is rich in applications of exponential functions.

### EXERCISE SET

## 3.1

Graph.



- $y = 4^x$
- $y = 5^x$
- $y = (0.25)^x$
- $y = (0.2)^x$
- $f(x) = \left(\frac{3}{2}\right)^x$
- $f(x) = \left(\frac{4}{3}\right)^x$
- $g(x) = \left(\frac{2}{3}\right)^x$
- $g(x) = \left(\frac{3}{4}\right)^x$
- $f(x) = (2.5)^x$
- $f(x) = (1.2)^x$

Differentiate.

- $f(x) = e^{-x}$
- $f(x) = e^x$
- $g(x) = e^{3x}$
- $g(x) = e^{2x}$
- $f(x) = 6e^x$
- $f(x) = 4e^x$
- $F(x) = e^{-7x}$
- $F(x) = e^{-4x}$
- $G(x) = 2e^{4x}$
- $G(x) = 3e^{5x}$
- $f(x) = -3e^{-x}$
- $G(x) = -7e^{-x}$
- $g(x) = \frac{1}{2}e^{-5x}$
- $f(x) = \frac{1}{3}e^{-4x}$
- $F(x) = -\frac{2}{3}e^{x^2}$
- $g(x) = -\frac{4}{5}e^{x^3}$
- $G(x) = 7 + 3e^{5x}$
- $F(x) = 4 - e^{2x}$
- $f(x) = x^5 - 2e^{6x}$
- $G(x) = x^3 - 5e^{2x}$
- $g(x) = x^5 e^{2x}$
- $f(x) = x^7 e^{4x}$
- $F(x) = \frac{e^{2x}}{x^4}$
- $g(x) = \frac{e^{3x}}{x^6}$
- $f(x) = (x^2 + 3x - 9)e^x$
- $f(x) = \frac{e^x}{x^4}$
- $f(x) = (x^2 - 2x + 2)e^x$
- $f(x) = e^{-x^2+7x}$
- $f(x) = e^{-x^2/2}$
- $y = e^{\sqrt{x-7}}$
- $f(x) = e^{-x^2+8x}$
- $f(x) = e^{x^2/2}$
- $y = e^{\sqrt{x-4}}$

- $y = \sqrt{e^x - 1}$
- $y = \sqrt{e^x + 1}$
- $y = xe^{-2x} + e^{-x} + x^3$
- $y = e^x + x^3 - xe^x$
- $y = 1 - e^{-x}$
- $y = 1 - e^{-3x}$
- $y = 1 - e^{-kx}$
- $y = 1 - e^{-mx}$
- $g(x) = (4x^2 + 3x)e^{x^2-7x}$
- $g(x) = (5x^2 - 8x)e^{x^2-4x}$

Graph each function. Then determine critical values, inflection points, intervals over which the function is increasing or decreasing, and the concavity.

- $f(x) = e^{2x}$
- $g(x) = e^{-2x}$
- $g(x) = e^{(1/2)x}$
- $f(x) = e^{(1/3)x}$
- $f(x) = \frac{1}{2}e^{-x}$
- $g(x) = \frac{1}{3}e^{-x}$
- $F(x) = -e^{(1/3)x}$
- $G(x) = -e^{(1/2)x}$
- $g(x) = 2(1 - e^{-x})$ , for  $x \geq 0$
- $f(x) = 3 - e^{-x}$ , for  $x \geq 0$
-  **65–74.** For each function given in Exercises 55–64, graph the function and its first and second derivatives using a calculator, iPlot, or Graphicus.
- Find the slope of the line tangent to the graph of  $f(x) = e^x$  at the point  $(0, 1)$ .
- Find the slope of the line tangent to the graph of  $f(x) = 2e^{-3x}$  at the point  $(0, 2)$ .
- Find an equation of the line tangent to the graph of  $G(x) = e^{-x}$  at the point  $(0, 1)$ .
- Find an equation of the line tangent to the graph of  $f(x) = e^{2x}$  at the point  $(0, 1)$ .
-  **79. and 80.** For each of Exercises 77 and 78, graph the function and the tangent line using a calculator, iPlot, or Graphicus.

## APPLICATIONS

## Business and Economics

81. **U.S. exports.** U.S. exports of goods are increasing exponentially. The value of the exports,  $t$  years after 2009, can be approximated by

$$V(t) = 1.6e^{0.046t},$$

where  $t = 0$  corresponds to 2009 and  $V$  is in billions of dollars. (Source: U.S. Commerce Department.)

- Estimate the value of U.S. exports in 2009 and 2020.
- What is the doubling time for the value of U.S. exports?



82. **Organic food.** More Americans are buying organic fruit and vegetables and products made with organic ingredients. The amount  $A(t)$ , in billions of dollars, spent on organic food and beverages  $t$  years after 1995 can be approximated by

$$A(t) = 2.43e^{0.18t}.$$

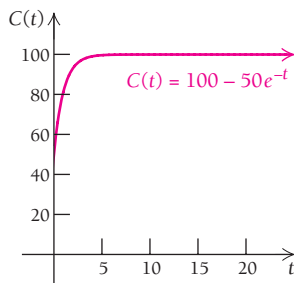
(Source: Nutrition Business Journal, 2004.)

- Estimate the amount that Americans spent on organic food and beverages in 2009.
- Estimate the rate at which spending on organic food and beverages was growing in 2006.

83. **Marginal cost.** A company's total cost, in millions of dollars, is given by

$$C(t) = 100 - 50e^{-t},$$

where  $t$  is the time in years since the start-up date.



Find each of the following.

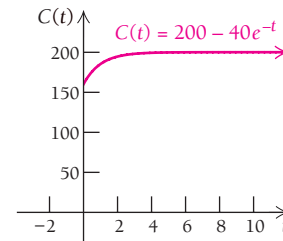
- The marginal cost,  $C'(t)$
- $C'(0)$

- $C'(4)$  (Round to the nearest thousand.)
- Find  $\lim_{t \rightarrow \infty} C(t)$  and  $\lim_{t \rightarrow \infty} C'(t)$ . Why do you think the company's costs tend to level off as time passes?

84. **Marginal cost.** A company's total cost, in millions of dollars, is given by

$$C(t) = 200 - 40e^{-t},$$

where  $t$  is the time in years since the start-up date.



Find each of the following.

- The marginal cost  $C'(t)$
- $C'(0)$
- $C'(5)$  (Round to the nearest thousand.)
- Find  $\lim_{t \rightarrow \infty} C(t)$  and  $\lim_{t \rightarrow \infty} C'(t)$ . Why do you think the company's costs tend to level off as time passes?

85. **Marginal demand.** At a price of  $x$  dollars, the demand, in thousands of units, for a certain music player is given by the demand function

$$q = 240e^{-0.003x}.$$

- How many music players will be bought at a price of \$250? Round to the nearest thousand.
- Graph the demand function for  $0 \leq x \leq 400$ .
- Find the marginal demand,  $q'(x)$ .
- Interpret the meaning of the derivative.

86. **Marginal supply.** At a price of  $x$  dollars, the supply function for the music player in Exercise 85 is given by

$$q = 75e^{0.004x},$$

where  $q$  is in thousands of units.

- How many music players will be supplied at a price of \$250? Round to the nearest thousand.
- Graph the supply function for  $0 \leq x \leq 400$ .
- Find the marginal supply,  $q'(x)$ .
- Interpret the meaning of the derivative.

## Life and Physical Sciences

87. **Medication concentration.** The concentration  $C$ , in parts per million, of a medication in the body  $t$  hours after ingestion is given by the function

$$C(t) = 10t^2e^{-t}.$$

- Find the concentration after 0 hr, 1 hr, 2 hr, 3 hr, and 10 hr.
- Sketch a graph of the function for  $0 \leq t \leq 10$ .
- Find the rate of change of the concentration,  $C'(t)$ .
- Find the maximum value of the concentration and the time at which it occurs.
- Interpret the meaning of the derivative.

Social Sciences

**88. Ebbinghaus learning model.** Suppose that you are given the task of learning 100% of a block of knowledge. Human nature is such that we retain only a percentage  $P$  of knowledge  $t$  weeks after we have learned it. The Ebbinghaus learning model asserts that  $P$  is given by

$$P(t) = Q + (100 - Q)e^{-kt},$$

where  $Q$  is the percentage that we would never forget and  $k$  is a constant that depends on the knowledge learned. Suppose that  $Q = 40$  and  $k = 0.7$ .

- a) Find the percentage retained after 0 weeks, 1 week, 2 weeks, 6 weeks, and 10 weeks.
- b) Find  $\lim_{t \rightarrow \infty} P(t)$ .
- c) Sketch a graph of  $P$ .
- d) Find the rate of change of  $P$  with respect to time  $t$ .
- e) Interpret the meaning of the derivative.

SYNTHESIS

Differentiate.

89.  $y = (e^{3x} + 1)^5$                       90.  $y = (e^{x^2} - 2)^4$

91.  $y = \frac{e^{3t} - e^{7t}}{e^{4t}}$                       92.  $y = \sqrt[3]{e^{3t} + t}$

93.  $y = \frac{e^x}{x^2 + 1}$                       94.  $y = \frac{e^x}{1 - e^x}$

95.  $f(x) = e^{\sqrt{x}} + \sqrt{e^x}$                       96.  $f(x) = \frac{1}{e^x} + e^{1/x}$

97.  $f(x) = e^{x/2} \cdot \sqrt{x - 1}$                       98.  $f(x) = \frac{xe^{-x}}{1 + x^2}$

99.  $f(x) = \frac{e^x - e^{-x}}{e^x + e^{-x}}$                       100.  $f(x) = e^{e^x}$

Exercises 101 and 102 each give an expression for  $e$ . Find the function values that are approximations for  $e$ . Round to five decimal places.

- 101. For  $f(t) = (1 + t)^{1/t}$ , we have  $e = \lim_{t \rightarrow 0^+} f(t)$ . Find  $f(1)$ ,  $f(0.5)$ ,  $f(0.2)$ ,  $f(0.1)$ , and  $f(0.001)$ .
- 102. For  $g(t) = t^{1/(t-1)}$ , we have  $e = \lim_{t \rightarrow 1} g(t)$ . Find  $g(0.5)$ ,  $g(0.9)$ ,  $g(0.99)$ ,  $g(0.999)$ , and  $g(0.9998)$ .
- 103. Find the maximum value of  $f(x) = x^2e^{-x}$  over  $[0, 4]$ .
- 104. Find the minimum value of  $f(x) = xe^x$  over  $[-2, 0]$ .

105. A student made the following error on a test:

$$\frac{d}{dx} e^x = xe^{x-1}.$$

Identify the error and explain how to correct it.

106. Describe the differences in the graphs of  $f(x) = 3^x$  and  $g(x) = x^3$ .

TECHNOLOGY CONNECTION



Use a graphing calculator (or iPlot or Graphicus) to graph each function in Exercises 107 and 108, and find all relative extrema.

107.  $f(x) = x^2e^{-x}$                       108.  $f(x) = e^{-x^2}$

For each of the functions in Exercises 109–112, graph  $f$ ,  $f'$ , and  $f''$ .

109.  $f(x) = e^x$                       110.  $f(x) = e^{-x}$

111.  $f(x) = 2e^{0.3x}$                       112.  $f(x) = 1000e^{-0.08x}$

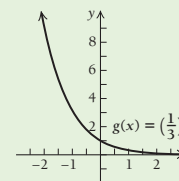
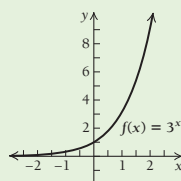
113. Graph

$$f(x) = \left(1 + \frac{1}{x}\right)^x.$$

Use the TABLE feature and very large values of  $x$  to confirm that  $e$  is approached as a limit.

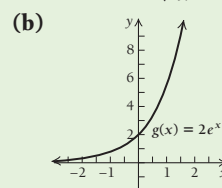
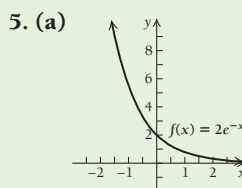
Answers to Quick Checks

1. 1, 3, 9, 27,  $\frac{1}{3}, \frac{1}{9}, \frac{1}{27}$                       2. 1,  $\frac{1}{3}, \frac{1}{9}, \frac{1}{27}$ , 3, 9, 27



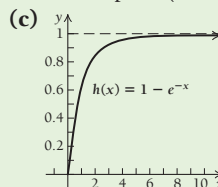
3. (a)  $6e^x$ ; (b)  $x^2e^x(x + 3)$ ; (c)  $\frac{e^x(x - 2)}{x^3}$

4. (a)  $-4e^{-4x}$ ; (b)  $e^{x^3+8x}(3x^2 + 8)$ ; (c)  $\frac{xe^{\sqrt{x^2+5}}}{\sqrt{x^2+5}}$



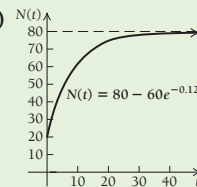
No critical values  
Decreasing on  $(-\infty, \infty)$   
No inflection points  
Concave up on  $(-\infty, \infty)$

No critical values  
Increasing on  $(-\infty, \infty)$   
No inflection points  
Concave up on  $(-\infty, \infty)$



No critical values  
Increasing on  $(-\infty, \infty)$   
No inflection points  
Concave down on  $(-\infty, \infty)$

6. (a) 20, 26.8, 47.1, 61.9, 74.6, 78.4 (b)  $N(t) = 80 - 60e^{-0.12t}$   
(c)  $N'(t) = 7.2e^{-0.12t}$ , after  $t$  days, the rate of change of number of phones produced per day is given by  $7.2e^{-0.12t}$ .  
(d) 80 phones produced per day



## 3.2

## Logarithmic Functions

## Logarithmic Functions and Their Graphs

## OBJECTIVES

- Convert between exponential and logarithmic equations.
- Solve exponential equations.
- Solve problems involving exponential and logarithmic functions.
- Differentiate functions involving natural logarithms.

Suppose that we want to solve the equation

$$10^y = 1000.$$

We are trying to find the power of 10 that will give 1000. Since  $10^3 = 1000$ , the answer is 3. The number 3 is called “the logarithm, base 10, of 1000.”

## DEFINITION

A **logarithm** is defined as follows:

$$\log_a x = y \quad \text{means} \quad a^y = x, \quad a > 0, a \neq 1.$$

The number  $\log_a x$  is the power  $y$  to which we raise  $a$  to get  $x$ . The number  $a$  is called the *logarithmic base*. We read  $\log_a x$  as “the logarithm, base  $a$ , of  $x$ .”

For logarithms with base 10,  $\log_{10} x$  is the power  $y$  such that  $10^y = x$ . Therefore, a logarithm can be thought of as an exponent. We can convert from a logarithmic equation to an exponential equation, and conversely, as follows.

Logarithmic Equation	Exponential Equation
$\log_a M = N$	$a^N = M$
$\log_{10} 100 = 2$	$10^2 = 100$
$\log_5 \frac{1}{25} = -2$	$5^{-2} = \frac{1}{25}$
$\log_{49} 7 = \frac{1}{2}$	$49^{1/2} = 7$

In order to graph a logarithmic equation, we can graph its equivalent exponential equation.

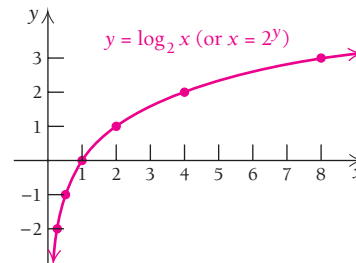
**EXAMPLE 1** Graph:  $y = \log_2 x$ .

**Solution** We first write the equivalent exponential equation:

$$2^y = x.$$

We select values for  $y$  and find the corresponding values of  $2^y$ . Then we plot points, remembering that  $x$  is still the first coordinate, and connect the points with a smooth curve.

$x$ , or $2^y$	$y$
1	0
2	1
4	2
8	3
$\frac{1}{2}$	-1
$\frac{1}{4}$	-2



① Select  $y$ .  
② Compute  $x$ .

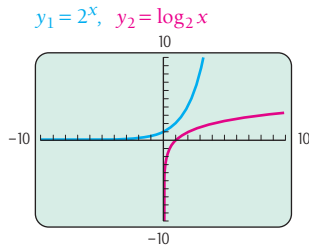
## TECHNOLOGY CONNECTION

## Exploratory

Graph  $f(x) = 2^x$ . Then use the TABLE feature to find the coordinates of points on the graph. How can each ordered pair help you make a hand drawing of a graph of  $g(x) = \log_2 x$ ?

TECHNOLOGY CONNECTION **Graphing Logarithmic Functions**

To graph  $y = \log_2 x$ , we first graph  $y_1 = 2^x$ . We next select the DrawInv option from the DRAW menu and then the Y-VARS option from the VARS menu, followed by **1**, **1**, and **ENTER** to draw the inverse of  $y_1$ . Both graphs are drawn together.



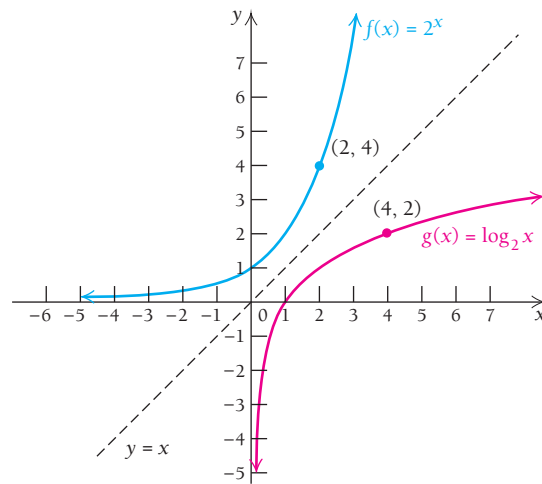
To use Graphicus to graph  $y = \log_2 x$ , press  $\boxed{+}$  and New  $x(y)$ . Then enter  $2^y$  as  $2^{\wedge}y$  and press Done. The screen will display the graph of the equation  $x = 2^y$ , which by the definition of logarithms is also the graph of  $y = \log_2 x$ .

**EXERCISES**

Graph.

- $y = \log_3 x$
- $y = \log_5 x$
- $f(x) = \log_e x$
- $f(x) = \log_{10} x$

The graphs of  $f(x) = 2^x$  and  $g(x) = \log_2 x$  are shown below on the same set of axes. Note that we can obtain the graph of  $g$  by reflecting the graph of  $f$  across the line  $y = x$ . Functions whose graphs can be obtained in this manner are known as *inverses* of each other.



Although we do not develop inverses in detail here, it is important to note that they “undo” each other. For example,

$$f(3) = 2^3 = 8, \quad \text{The input 3 gives the output 8.}$$

$$\text{and } g(8) = \log_2 8 = 3. \quad \text{The input 8 gets us back to 3.}$$

**Basic Properties of Logarithms**

The following are some basic properties of logarithms. The proofs of P1–P3 follow from properties of exponents and are outlined in Exercises 107–109 at the end of this section. Properties P4–P6 follow directly from the definition of a logarithm, and a proof of P7 is outlined in Exercise 110.

**THEOREM 3** Properties of Logarithms

For any positive numbers  $M$ ,  $N$ ,  $a$ , and  $b$ , with  $a, b \neq 1$ , and any real number  $k$ :

$$\mathbf{P1.} \quad \log_a(MN) = \log_a M + \log_a N$$

$$\mathbf{P2.} \quad \log_a \frac{M}{N} = \log_a M - \log_a N$$

$$\mathbf{P3.} \quad \log_a(M^k) = k \cdot \log_a M$$

$$\mathbf{P4.} \quad \log_a a = 1$$

$$\mathbf{P5.} \quad \log_a(a^k) = k$$

$$\mathbf{P6.} \quad \log_a 1 = 0$$

$$\mathbf{P7.} \quad \log_b M = \frac{\log_a M}{\log_a b} \quad (\text{The change-of-base formula})$$

Let's illustrate these properties.



**EXAMPLE 2** Given

$$\log_a 2 = 0.301 \quad \text{and} \quad \log_a 3 = 0.477,$$

find each of the following:    **a)**  $\log_a 6$ ;    **b)**  $\log_a \frac{2}{3}$ ;    **c)**  $\log_a 81$ ;  
**d)**  $\log_a \frac{1}{3}$ ;    **e)**  $\log_a \sqrt{a}$ ;    **f)**  $\log_a (2a)$ ;    **g)**  $\frac{\log_a 3}{\log_a 2}$ ;    **h)**  $\log_a 5$ .

**Solution**

$$\begin{aligned} \text{a) } \log_a 6 &= \log_a (2 \cdot 3) \\ &= \log_a 2 + \log_a 3 && \text{By P1} \\ &= 0.301 + 0.477 \\ &= 0.778 \end{aligned}$$

$$\begin{aligned} \text{b) } \log_a \frac{2}{3} &= \log_a 2 - \log_a 3 && \text{By P2} \\ &= 0.301 - 0.477 \\ &= -0.176 \end{aligned}$$

$$\begin{aligned} \text{c) } \log_a 81 &= \log_a 3^4 \\ &= 4 \log_a 3 && \text{By P3} \\ &= 4(0.477) \\ &= 1.908 \end{aligned}$$

$$\begin{aligned} \text{d) } \log_a \frac{1}{3} &= \log_a 1 - \log_a 3 && \text{By P2} \\ &= 0 - 0.477 && \text{By P6} \\ &= -0.477 \end{aligned}$$

$$\text{e) } \log_a \sqrt{a} = \log_a (a^{1/2}) = \frac{1}{2} \quad \text{By P5}$$

$$\begin{aligned} \text{f) } \log_a (2a) &= \log_a 2 + \log_a a && \text{By P1} \\ &= 0.301 + 1 && \text{By P4} \\ &= 1.301 \end{aligned}$$

$$\text{g) } \frac{\log_a 3}{\log_a 2} = \frac{0.477}{0.301} \approx 1.58$$

We simply divided and used none of the properties.

$$\text{h) } \text{There is no way to find } \log_a 5 \text{ using the properties of logarithms} \\ (\log_a 5 \neq \log_a 2 + \log_a 3).$$

**Quick Check 1**

**Quick Check 1**

Given  $\log_b 2 = 0.356$  and  $\log_b 5 = 0.827$ , find each of the following:

- a)**  $\log_b 10$ ;    **b)**  $\log_b \frac{2}{5}$ ;  
**c)**  $\log_b \frac{5}{2}$ ;    **d)**  $\log_b 16$ ;  
**e)**  $\log_b 5b$ ;    **f)**  $\log_b \sqrt{b}$ .

## Common Logarithms

The number  $\log_{10} x$  is the **common logarithm** of  $x$  and is abbreviated  $\log x$ ; that is:

### DEFINITION

For any positive number  $x$ ,  $\log x = \log_{10} x$ .

Thus, when we write “ $\log x$ ” with no base indicated, base 10 is understood. Note the following comparison of common logarithms and powers of 10.

$1000 = 10^3$	The common logarithms at the right follow from the powers at the left.	$\log 1000 = 3$
$100 = 10^2$		$\log 100 = 2$
$10 = 10^1$		$\log 10 = 1$
$1 = 10^0$		$\log 1 = 0$
$0.1 = 10^{-1}$		$\log 0.1 = -1$
$0.01 = 10^{-2}$		$\log 0.01 = -2$
$0.001 = 10^{-3}$		$\log 0.001 = -3$

Since  $\log 100 = 2$  and  $\log 1000 = 3$ , it seems reasonable that  $\log 500$  is somewhere between 2 and 3. Tables of logarithms were originally used for such approximations, but since the advent of the calculator, such tables are rarely used. Using a calculator with a **LOG** key, we find that  $\log 500 \approx 2.6990$ .

Before calculators became so readily available, common logarithms were used extensively to do certain computations. In fact, computation is the reason logarithms were developed. Since standard notation for numbers is based on 10, it was logical to use base-10, or common, logarithms for computations. Today, computations with common logarithms are mainly of historical interest; the logarithmic functions, base  $e$ , are far more important.

## Natural Logarithms

The number  $e$ , which is approximately 2.718282, was developed in Section 3.1, and has extensive application in many fields. The number  $\log_e x$  is the **natural logarithm** of  $x$  and is abbreviated  $\ln x$ .

### DEFINITION

For any positive number  $x$ ,  $\ln x = \log_e x$ .

The following basic properties of natural logarithms parallel those given earlier for logarithms in general.

### TECHNOLOGY CONNECTION

To enter  $y = \log_{10} x$ , the key labeled **LOG** can be used.

### EXERCISES

- Graph  $f(x) = 10^x$ ,  $y = x$ , and  $g(x) = \log_{10} x$  using the same set of axes. Then find  $f(3)$ ,  $f(0.699)$ ,  $g(5)$ , and  $g(1000)$ .
- Use the **LOG** key and P7 of Theorem 4 to graph  $y = \log_2 x$ .

### THEOREM 4 Properties of Natural Logarithms

- |  |   |
|--|---|
| <b>P1.</b> $\ln(MN) = \ln M + \ln N$         | <b>P5.</b> $\ln(e^k) = k$   |
| <b>P2.</b> $\ln \frac{M}{N} = \ln M - \ln N$ | <b>P6.</b> $\ln 1 = 0$  |
| <b>P3.</b> $\ln(a^k) = k \cdot \ln a$        | <b>P7.</b> $\log_b M = \frac{\ln M}{\ln b}$ and $\ln M = \frac{\log M}{\log e}$ |
| <b>P4.</b> $\ln e = 1$                       |   |

Let's illustrate the properties of Theorem 4.

■ **EXAMPLE 3** Given

$$\ln 2 = 0.6931 \quad \text{and} \quad \ln 3 = 1.0986,$$

find each of the following: **a)**  $\ln 6$ ; **b)**  $\ln 81$ ; **c)**  $\ln \frac{1}{3}$ ; **d)**  $\ln(2e^5)$ ; **e)**  $\log_2 3$ .

**Solution**

$$\begin{aligned} \text{a) } \ln 6 &= \ln(2 \cdot 3) = \ln 2 + \ln 3 && \text{By P1} \\ &= 0.6931 + 1.0986 \\ &= 1.7917 \end{aligned}$$

$$\begin{aligned} \text{b) } \ln 81 &= \ln(3^4) \\ &= 4 \ln 3 && \text{By P3} \\ &= 4(1.0986) \\ &= 4.3944 \end{aligned}$$

$$\begin{aligned} \text{c) } \ln \frac{1}{3} &= \ln 1 - \ln 3 && \text{By P2} \\ &= 0 - 1.0986 && \text{By P6} \\ &= -1.0986 \end{aligned}$$

$$\begin{aligned} \text{d) } \ln(2e^5) &= \ln 2 + \ln(e^5) && \text{By P1} \\ &= 0.6931 + 5 && \text{By P5} \\ &= 5.6931 \end{aligned}$$

$$\text{e) } \log_2 3 = \frac{\ln 3}{\ln 2} = \frac{1.0986}{0.6931} \approx 1.5851 \quad \text{By P7}$$

› **Quick Check 2**

Given  $\ln 2 = 0.6931$  and  $\ln 5 = 1.6094$ , find each of the following:

- a)**  $\ln 10$ ;      **b)**  $\ln \frac{5}{2}$ ;  
**c)**  $\ln \frac{2}{5}$ ;      **d)**  $\ln 32$ ;  
**e)**  $\ln 5e^2$ ;    **f)**  $\log_5 2$ .

◀ **Quick Check 2**

## Finding Natural Logarithms Using a Calculator

You should have a calculator with an **LN** key. You can find natural logarithms directly using this key.

■ **EXAMPLE 4** Approximate each of the following to six decimal places:

- a)**  $\ln 5.24$ ;      **b)**  $\ln 0.001278$ .

**Solution** We use a calculator with an **LN** key.

- a)**  $\ln 5.24 \approx 1.656321$       **b)**  $\ln 0.001278 \approx -6.662459$

## Exponential Equations

If an equation contains a variable in an exponent, the equation is **exponential**. We can use logarithms to manipulate or solve exponential equations.

■ **EXAMPLE 5** Solve  $e^t = 40$  for  $t$ .

**Solution** We have

$$\begin{aligned} \ln e^t &= \ln 40 && \text{Taking the natural logarithm on both sides} \\ t &= \ln 40 && \text{By P5; remember that } \ln e^t \text{ means } \log_e e^t. \\ t &\approx 3.688879 && \text{Using a calculator} \\ t &\approx 3.7 \end{aligned}$$

Note that this is an approximation for  $t$  even though an equals sign is often used.

**EXAMPLE 6** Solve  $e^{-0.04t} = 0.05$  for  $t$ .

**Solution** We have

$$\ln e^{-0.04t} = \ln 0.05$$

Taking the natural logarithm on both sides

$$-0.04t = \ln 0.05$$

By P5

$$t = \frac{\ln 0.05}{-0.04}$$

$$t \approx \frac{-2.995732}{-0.04}$$

Using a calculator

$$t \approx 75.$$

In Example 6, we rounded  $\ln 0.05$  to  $-2.995732$  in an intermediate step. When using a calculator, you should find

$$\frac{\ln 0.05}{-0.04}$$

by keying in

$$\text{LN} \cdot 0.05 \text{ ) } \div \text{ ( - ) } \cdot 0.04 \text{ )}$$

pressing **ENTER**, and rounding at the end. Answers at the back of this book have been found in this manner. Remember, the number of places in a table or on a calculator affects the accuracy of the answer. Usually, your answer should agree with that in the Answers section to at least three digits.

### Quick Check 3

Solve each equation for  $t$ :

a)  $e^t = 80$ ;

b)  $e^{-0.08t} = 0.25$ .

### Quick Check 3

## TECHNOLOGY CONNECTION

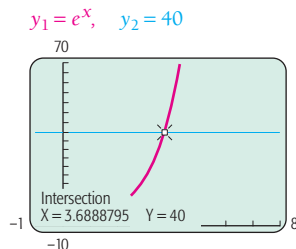


### Solving Exponential Equations

Let's solve the equation of Example 5,  $e^t = 40$ , graphically.

#### Method 1: The INTERSECT Feature

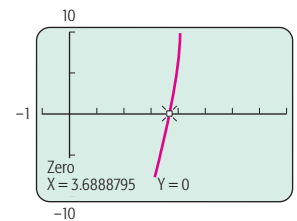
We change the variable to  $x$  and consider the system of equations  $y_1 = e^x$  and  $y_2 = 40$ . We graph the equations in the window  $[-1, 8, -10, 70]$  to see the curvature and point of intersection.



Then we use the INTERSECT option from the CALC menu to find the point of intersection, about  $(3.7, 40)$ . The  $x$ -coordinate,  $3.7$ , is the solution of  $e^t = 40$ .

#### Method 2: The ZERO Feature

We change the variable to  $x$  and get a 0 on one side of the equation:  $e^x - 40 = 0$ . Then we graph  $y = e^x - 40$  in the window  $[-1, 8, -10, 10]$ .



Using the ZERO option from the CALC menu, we see that the  $x$ -intercept is about  $(3.7, 0)$ , so  $3.7$  is the solution of  $e^t = 40$ .

### EXERCISES

Solve graphically using a calculator, iPlot, or Graphicus.

1.  $e^t = 1000$

2.  $e^{-x} = 60$

3.  $e^{-0.04t} = 0.05$

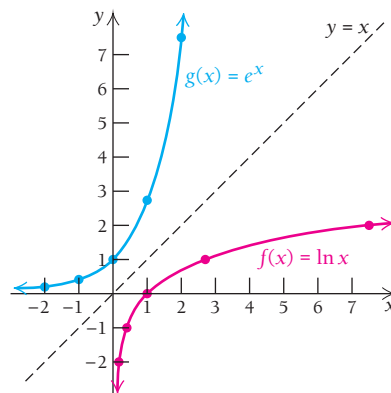
4.  $e^{0.23x} = 41,378$

5.  $15e^{0.2x} = 34,785.13$

## Graphs of Natural Logarithmic Functions

There are two ways in which we might graph  $y = f(x) = \ln x$ . One is to graph the equivalent equation  $x = e^y$  by selecting values for  $y$  and calculating the corresponding values of  $e^y$ . We then plot points, remembering that  $x$  is still the first coordinate.

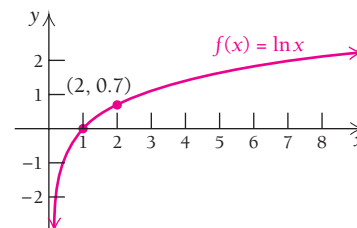
$x$ , or $e^y$	$y$
0.1	-2
0.4	-1
1.0	0
2.7	1
7.4	2
20.1	3



- ① Select  $y$ .  
② Compute  $x$ .

The graph above shows the graph of  $g(x) = e^x$  for comparison. Note again that the functions are inverses of each other. That is, the graph of  $y = \ln x$ , or  $x = e^y$ , is a reflection, or mirror image, across the line  $y = x$  of the graph of  $y = e^x$ . Any ordered pair  $(a, b)$  on the graph of  $g$  yields an ordered pair  $(b, a)$  on  $f$ . Note too that  $\lim_{x \rightarrow 0^+} \ln x = -\infty$  and the  $y$ -axis is a vertical asymptote.

The second method of graphing  $y = \ln x$  is to use a calculator to find function values. For example, when  $x = 2$ , then  $y = \ln 2 \approx 0.6931 \approx 0.7$ . This gives the point  $(2, 0.7)$  shown on the graph.



The following properties can be observed from the graph.

### THEOREM 5

$\ln x$  exists only for positive numbers  $x$ . The domain is  $(0, \infty)$ .

$$\ln x < 0 \text{ for } 0 < x < 1.$$

$$\ln x = 0 \text{ when } x = 1.$$

$$\ln x > 0 \text{ for } x > 1.$$

The function given by  $f(x) = \ln x$  is always increasing. The range is the entire real line,  $(-\infty, \infty)$ , or the set of real numbers,  $\mathbb{R}$ .

## Derivatives of Natural Logarithmic Functions

Let's find the derivative of

$$f(x) = \ln x. \quad (1)$$

### TECHNOLOGY CONNECTION

#### Graphing Logarithmic Functions

To graph  $y = \ln x$ , you can use the **LN** key and enter the function as  $y_1 = \ln(x)$ .

We first write its equivalent exponential equation:

$$e^{f(x)} = x. \quad \ln x = \log_e x = f(x), \text{ so } e^{f(x)} = x, \quad (2)$$

by the definition of logarithms.

Now we differentiate on both sides of this equation:

$$\begin{aligned} \frac{d}{dx} e^{f(x)} &= \frac{d}{dx} x \\ e^{f(x)} \cdot f'(x) &= 1 && \text{By the Chain Rule} \\ x \cdot f'(x) &= 1 && \text{Substituting } x \text{ for } e^{f(x)} \text{ from equation (2)} \\ f'(x) &= \frac{1}{x}. \end{aligned}$$

Thus, we have the following.

### THEOREM 6

For any positive number  $x$ ,

$$\frac{d}{dx} \ln x = \frac{1}{x}.$$

To visualize the meaning of Theorem 6, look back at the graph of  $f(x) = \ln x$  on p. 328. Take a small ruler or a credit card and place it as if its edge were a tangent line. Start on the left and move the ruler or card along the curve toward the right, noting how the tangent lines flatten out. Think about the slopes of these tangent lines. The slopes approach 0 as a limit, though they never actually become 0. This is consistent with the formula

$$\frac{d}{dx} \ln x = \frac{1}{x}, \quad \text{because } \lim_{x \rightarrow \infty} \frac{1}{x} = 0.$$

Theorem 6 asserts that to find the slope of the tangent line at  $x$  for the function  $f(x) = \ln x$ , we need only take the reciprocal of  $x$ . This is true only for positive values of  $x$ , since  $\ln x$  is defined only for positive numbers. (For negative numbers  $x$ , this derivative formula becomes

$$\frac{d}{dx} \ln |x| = \frac{1}{x},$$

but we will seldom consider such a case in this text.)

Let's find some derivatives.

### EXAMPLE 7 Differentiate:

a)  $y = 3 \ln x$ ;   b)  $y = x^2 \ln x + 5x$ ;   c)  $y = \frac{\ln x}{x^3}$ .

#### Solution

$$\begin{aligned} \text{a) } \frac{d}{dx} (3 \ln x) &= 3 \frac{d}{dx} \ln x \\ &= \frac{3}{x} \end{aligned}$$

$$\begin{aligned} \text{b) } \frac{d}{dx} (x^2 \ln x + 5x) &= x^2 \cdot \frac{1}{x} + \ln x \cdot 2x + 5 && \text{Using the Product Rule on } x^2 \ln x \\ &= x + 2x \cdot \ln x + 5 && \text{Simplifying} \end{aligned}$$

### TECHNOLOGY CONNECTION



#### Exploratory

Use Graphicus to graph  $y = \ln x$ . Then touch  $\boxed{+}$  and choose Add derivative. Using the tangent line feature, move along the curve, noting the  $x$ -values, the  $y$ -values, and the values of  $dy/dx$ , to verify

$$\text{that } \frac{dy}{dx} = \frac{1}{x}.$$

$$\begin{aligned} \text{c) } \frac{d}{dx} \frac{\ln x}{x^3} &= \frac{x^3 \cdot (1/x) - (\ln x)(3x^2)}{x^6} && \text{By the Quotient Rule} \\ &= \frac{x^2 - 3x^2 \ln x}{x^6} \\ &= \frac{x^2(1 - 3 \ln x)}{x^6} && \text{Factoring} \\ &= \frac{1 - 3 \ln x}{x^4} && \text{Simplifying} \end{aligned}$$

**Quick Check 4**

Differentiate:

a)  $y = 5 \ln x$ ;

b)  $y = x^3 \ln x + 4x$ ;

c)  $y = \frac{\ln x}{x^2}$ .

**Quick Check 4**

Suppose that we want to differentiate a more complicated function that is of the form  $h(x) = \ln f(x)$ , such as

$$h(x) = \ln(x^2 - 8x).$$

This can be regarded as

$$h(x) = g(f(x)), \quad \text{where } g(x) = \ln x \quad \text{and} \quad f(x) = x^2 - 8x.$$

Now  $g'(x) = 1/x$ , so by the Chain Rule (Section 1.7), we have

$$\begin{aligned} h'(x) &= g'(f(x)) \cdot f'(x) \\ &= \frac{1}{f(x)} \cdot f'(x). \end{aligned}$$

For the above case,  $f(x) = x^2 - 8x$ , so  $f'(x) = 2x - 8$ . Then

$$h'(x) = \frac{1}{x^2 - 8x} \cdot (2x - 8) = \frac{2x - 8}{x^2 - 8x}.$$

The following rule, which we have proven using the Chain Rule, allows us to find derivatives of functions like the one above.

**THEOREM 7**

The derivative of the natural logarithm of a function is the derivative of the function divided by the function:

$$\frac{d}{dx} \ln f(x) = \frac{1}{f(x)} \cdot f'(x) = \frac{f'(x)}{f(x)},$$

or

$$\frac{d}{dx} \ln u = \frac{1}{u} \cdot \frac{du}{dx}.$$

The following gives us a way of remembering this rule.

$$\begin{aligned} h(x) &= \ln(x^2 - 8x) \\ h'(x) &= \frac{2x - 8}{x^2 - 8x} \end{aligned}$$

① Differentiate the “inside” function.  
 ② Divide by the “inside” function.

**EXAMPLE 8** Differentiate:

**a)**  $y = \ln(3x)$ ; **b)**  $y = \ln(x^2 - 5)$ ; **c)**  $f(x) = \ln(\ln x)$ ; **d)**  $f(x) = \ln\left(\frac{x^3 + 4}{x}\right)$ .

**Solution**

**a)** If  $y = \ln(3x)$ , then

$$\frac{dy}{dx} = \frac{3}{3x} = \frac{1}{x}.$$

Note that we could have done this using the fact that  $\ln(MN) = \ln M + \ln N$ :

$$\ln(3x) = \ln 3 + \ln x;$$

then, since  $\ln 3$  is a constant, we have

$$\frac{d}{dx} \ln(3x) = \frac{d}{dx} \ln 3 + \frac{d}{dx} \ln x = 0 + \frac{1}{x} = \frac{1}{x}.$$

**b)** If  $y = \ln(x^2 - 5)$ , then

$$\frac{dy}{dx} = \frac{2x}{x^2 - 5}.$$

**c)** If  $f(x) = \ln(\ln x)$ , then

$$f'(x) = \frac{1}{\ln x} \cdot \frac{d}{dx} \ln x = \frac{1}{\ln x} \cdot \frac{1}{x} = \frac{1}{x \ln x}.$$

**d)** If  $f(x) = \ln\left(\frac{x^3 + 4}{x}\right)$ , then, since  $\ln \frac{M}{N} = \ln M - \ln N$ , we have

$$\begin{aligned} f'(x) &= \frac{d}{dx} [\ln(x^3 + 4) - \ln x] \\ &= \frac{3x^2}{x^3 + 4} - \frac{1}{x} \\ &= \frac{3x^2}{x^3 + 4} \cdot \frac{x}{x} - \frac{1}{x} \cdot \frac{x^3 + 4}{x^3 + 4} \\ &= \frac{(3x^2)x - (x^3 + 4)}{x(x^3 + 4)} \\ &= \frac{3x^3 - x^3 - 4}{x(x^3 + 4)} = \frac{2x^3 - 4}{x(x^3 + 4)}. \end{aligned}$$

By P2; this avoids use of the Quotient Rule.

Finding a common denominator

Simplifying

**TECHNOLOGY CONNECTION**

**Exploratory**

To check part (a) of Example 8, we let  $y_1 = \ln(3x)$ ,  $y_2 = nDeriv(y_1, x, x)$ , and  $y_3 = 1/x$ . Either GRAPH or TABLE can then be used to show that  $y_2 = y_3$ . Use this approach to check parts (b), (c), and (d) of Example 8. (Or use Graphicus to check those results.)

**Quick Check 5**

Differentiate:

**a)**  $y = \ln 5x$ ;

**b)**  $y = \ln(3x^2 + 4)$ ;

**c)**  $y = \ln(\ln 5x)$ ;

**d)**  $y = \ln\left(\frac{x^5 - 2}{x}\right)$ .

**Quick Check 5**

**Applications**

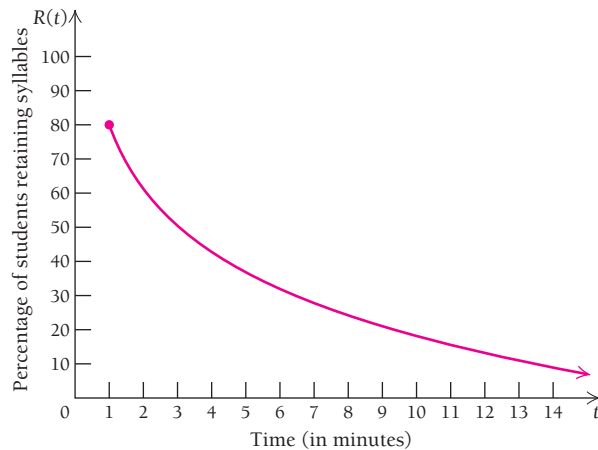
**EXAMPLE 9** Social Science: Forgetting. In a psychological experiment, students were shown a set of nonsense syllables, such as POK, RIZ, DEQ, and so on, and asked to recall them every minute thereafter. The percentage  $R(t)$  who retained the syllables after  $t$  minutes was found to be given by the logarithmic learning model

$$R(t) = 80 - 27 \ln t, \quad \text{for } t \geq 1.$$



TECHNOLOGY CONNECTION **Exploratory**

Graph  $y = 80 - 27 \ln x$ , from Example 9, using the viewing window  $[1, 14, -1, 100]$ . Trace along the graph. Describe the meaning of each coordinate in an ordered pair.



- a) What percentage of students retained the syllables after 1 min?  
 b) Find  $R'(2)$ , and explain what it represents.

**Solution**

a)  $R(1) = 80 - 27 \cdot \ln 1 = 80 - 27 \cdot 0 = 80\%$

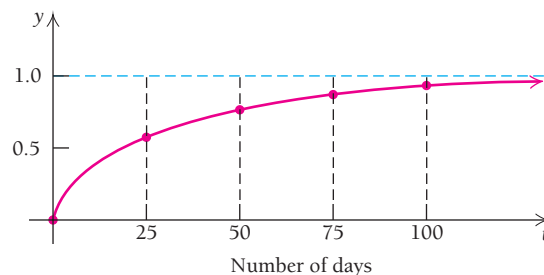
b)  $\frac{d}{dt}(80 - 27 \ln t) = 0 - 27 \cdot \frac{1}{t} = -\frac{27}{t}$ ,

so  $R'(2) = -\frac{27}{2} = -13.5$ .

This result indicates that 2 min after students have been shown the syllables, the percentage of them who remember the syllables is shrinking at the rate of 13.5% per minute.

**EXAMPLE 10 Business: An Advertising Model.** A company begins a radio advertising campaign in New York City to market a new product. The percentage of the “target market” that buys a product is normally a function of the duration of the advertising campaign. The radio station estimates this percentage, as a decimal, by using  $f(t) = 1 - e^{-0.04t}$  for this type of product, where  $t$  is the number of days of the campaign. The target market is approximately 1,000,000 people and the price per unit is \$0.50. If the campaign costs \$1000 per day, how long should it last in order to maximize profit?

**Solution** Modeling the percentage of the target market that buys the product, expressed as a decimal, by using  $f(t) = 1 - e^{-0.04t}$  is justified if we graph  $f$ . The function increases from 0 (0%) toward 1 (100%). The longer the advertising campaign, the larger the percentage of the market that has bought the product.



The total-profit function, here expressed in terms of time  $t$ , is given by

$$\text{Profit} = \text{Revenue} - \text{Cost}$$

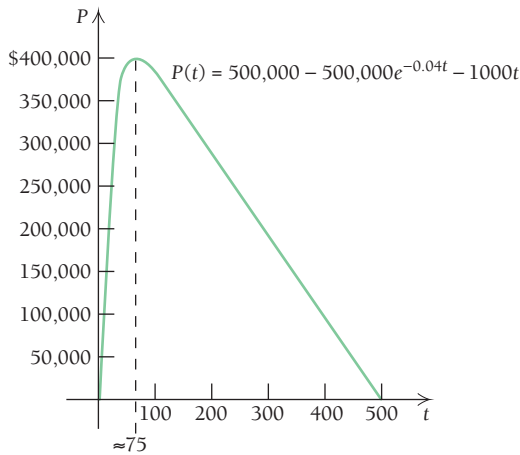
$$P(t) = R(t) - C(t).$$

We find  $R(t)$  and  $C(t)$ :

$$\begin{aligned} R(t) &= (\text{Percentage buying}) \cdot (\text{Target market}) \cdot (\text{Price per unit}) \\ &= (1 - e^{-0.04t})(1,000,000)(0.5) = 500,000 - 500,000e^{-0.04t}, \end{aligned}$$

and

$$C(t) = (\text{Advertising costs per day}) \cdot (\text{Number of days}) = 1000t.$$



Next, we find  $P(t)$  and take its derivative:

$$\begin{aligned} P(t) &= R(t) - C(t) \\ &= 500,000 - 500,000e^{-0.04t} - 1000t, \\ P'(t) &= -500,000e^{-0.04t}(-0.04) - 1000 \\ &= 20,000e^{-0.04t} - 1000. \end{aligned}$$

We then set the first derivative equal to 0 and solve:

$$\begin{aligned} 20,000e^{-0.04t} - 1000 &= 0 \\ 20,000e^{-0.04t} &= 1000 \\ e^{-0.04t} &= \frac{1000}{20,000} = 0.05 \\ \ln e^{-0.04t} &= \ln 0.05 \\ -0.04t &= \ln 0.05 \\ t &= \frac{\ln 0.05}{-0.04} \\ t &\approx 75. \end{aligned}$$

We have only one critical value, so we can use the second derivative to determine whether we have a maximum:

$$\begin{aligned} P''(t) &= 20,000e^{-0.04t}(-0.04) \\ &= -800e^{-0.04t}. \end{aligned}$$

Since exponential functions are positive,  $e^{-0.04t} > 0$  for all numbers  $t$ . Thus, since  $-800e^{-0.04t} < 0$  for all  $t$ , we have  $P''(75) < 0$ , and we have a maximum.

The advertising campaign should run for 75 days in order to maximize profit.

◀ Quick Check 6

### TECHNOLOGY CONNECTION

#### Exploratory

Graph the function  $P$  in Example 10, and verify that there is maximum profit if the length of the advertising campaign is about 75 days.

#### Quick Check 6

**Business: An Advertising Model.** Repeat Example 10 using the function

$$f(t) = 1 - e^{-0.08t}$$

and assuming that the campaign costs \$2000 per day.

## Section Summary

- A logarithmic function  $y = \log_a x$  is defined by  $a^y = x$ , for  $a > 0$  and  $a \neq 1$ .
- The common logarithmic function  $g$  is defined by  $g(x) = \log_{10} x = \log x$ , for  $x > 0$ .
- The natural logarithm function  $f$  is defined by  $f(x) = \log_e x = \ln x$ , where  $e \approx 2.71828$ . The derivative of  $f$  is  $f'(x) = \frac{1}{x}$ , for  $x > 0$ . The slope of a tangent line to the graph of  $f$  at  $x$  is found by taking the reciprocal of the input  $x$ .
- The graph of  $f(x) = \ln x$  is an increasing function with no critical values, no maximum or minimum values, and no points of inflection. The domain is  $(0, \infty)$ . The range is  $(-\infty, \infty)$ , or  $\mathbb{R}$ . The graph is concave down, with
 
$$\lim_{x \rightarrow \infty} f(x) = \infty \quad \text{and} \quad \lim_{x \rightarrow 0} f(x) = -\infty.$$
- Properties of logarithms are described in Theorems 3 and 4.
- Calculus is rich in applications of natural logarithmic functions.

## EXERCISE SET

# 3.2

Write an equivalent exponential equation.

- |                             |                                |
|-----------------------------|--------------------------------|
| 1. $\log_2 8 = 3$           | 2. $\log_3 81 = 4$             |
| 3. $\log_8 2 = \frac{1}{3}$ | 4. $\log_{27} 3 = \frac{1}{3}$ |
| 5. $\log_a K = J$           | 6. $\log_a J = K$              |
| 7. $-\log_{10} h = p$       | 8. $-\log_b V = w$             |

Write an equivalent logarithmic equation.

- |                     |                      |
|---------------------|----------------------|
| 9. $e^M = b$        | 10. $e^t = p$        |
| 11. $10^2 = 100$    | 12. $10^3 = 1000$    |
| 13. $10^{-1} = 0.1$ | 14. $10^{-2} = 0.01$ |
| 15. $M^p = V$       | 16. $Q^n = T$        |

Given  $\log_b 3 = 1.099$  and  $\log_b 5 = 1.609$ , find each value.

- |                          |                          |
|--------------------------|--------------------------|
| 17. $\log_b \frac{3}{5}$ | 18. $\log_b \frac{1}{5}$ |
| 19. $\log_b 15$          | 20. $\log_b \sqrt{b^3}$  |
| 21. $\log_b (5b)$        | 22. $\log_b 75$          |

Given  $\ln 4 = 1.3863$  and  $\ln 5 = 1.6094$ , find each value.

Do not use a calculator.

- |                                      |                                      |
|--------------------------------------|--------------------------------------|
| 23. $\ln 20$                         | 24. $\ln 80$                         |
| 25. $\ln \frac{5}{4}$                | 26. $\ln \frac{1}{5}$                |
| 27. $\ln (5e)$                       | 28. $\ln (4e)$                       |
| 29. $\ln \sqrt{e^6}$                 | 30. $\ln \sqrt{e^8}$                 |
| 31. $\ln \frac{1}{4}$                | 32. $\ln \frac{4}{5}$                |
| 33. $\ln \left( \frac{e}{5} \right)$ | 34. $\ln \left( \frac{4}{e} \right)$ |

Find each logarithm. Round to six decimal places.

- |                  |                   |
|------------------|-------------------|
| 35. $\ln 5894$   | 36. $\ln 99,999$  |
| 37. $\ln 0.0182$ | 38. $\ln 0.00087$ |
| 39. $\ln 8100$   | 40. $\ln 0.011$   |

Solve for  $t$ .

- |                         |                     |
|-------------------------|---------------------|
| 41. $e^t = 80$          | 42. $e^t = 10$      |
| 43. $e^{2t} = 1000$     | 44. $e^{3t} = 900$  |
| 45. $e^{-t} = 0.1$      | 46. $e^{-t} = 0.01$ |
| 47. $e^{-0.02t} = 0.06$ | 48. $e^{0.07t} = 2$ |

Differentiate.

- |                                      |                                      |
|--------------------------------------|--------------------------------------|
| 49. $y = -8 \ln x$                   | 50. $y = -9 \ln x$                   |
| 51. $y = x^4 \ln x - \frac{1}{2}x^2$ | 52. $y = x^6 \ln x - \frac{1}{4}x^4$ |
| 53. $f(x) = \ln (6x)$                | 54. $f(x) = \ln (9x)$                |
| 55. $g(x) = x^2 \ln (7x)$            | 56. $g(x) = x^5 \ln (3x)$            |

$$57. y = \frac{\ln x}{x^4} \qquad 58. y = \frac{\ln x}{x^5}$$

$$59. y = \ln \frac{x^2}{4} \quad \left( \text{Hint: } \ln \frac{A}{B} = \ln A - \ln B. \right)$$

$$60. y = \ln \frac{x^4}{2}$$

$$61. y = \ln (3x^2 + 2x - 1)$$

$$62. y = \ln (7x^2 + 5x + 2)$$

$$63. f(x) = \ln \left( \frac{x^2 - 7}{x} \right) \qquad 64. f(x) = \ln \left( \frac{x^2 + 5}{x} \right)$$

$$65. g(x) = e^x \ln x^2 \qquad 66. g(x) = e^{2x} \ln x$$

$$67. f(x) = \ln (e^x + 1)$$

$$68. f(x) = \ln (e^x - 2)$$

$$69. g(x) = (\ln x)^4 \quad (\text{Hint: Use the Extended Power Rule.})$$

$$70. g(x) = (\ln x)^3 \qquad 71. f(x) = \ln (\ln (8x))$$

$$72. f(x) = \ln (\ln (3x))$$

$$73. g(x) = \ln (5x) \cdot \ln (3x)$$

$$74. g(x) = \ln (2x) \cdot \ln (7x)$$

75. Find the equation of the line tangent to the graph of  $y = (x^2 - x) \ln (6x)$  at  $x = 2$ .

76. Find the equation of the line tangent to the graph of  $y = e^{3x} \cdot \ln (4x)$  at  $x = 1$ .

77. Find the equation of the line tangent to the graph of  $y = (\ln x)^2$  at  $x = 3$ .

78. Find the equation of the line tangent to the graph of  $y = \ln (4x^2 - 7)$  at  $x = 2$ .

## APPLICATIONS

### Business and Economics

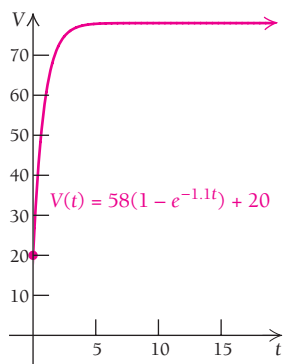
79. **Advertising.** A model for consumers' response to advertising is given by

$$N(a) = 2000 + 500 \ln a, \quad a \geq 1,$$

where  $N(a)$  is the number of units sold and  $a$  is the amount spent on advertising, in thousands of dollars.

- a) How many units were sold after spending \$1000 on advertising?
- b) Find  $N'(a)$  and  $N'(10)$ .
- c) Find the maximum and minimum values, if they exist.
- d) Find  $\lim_{a \rightarrow \infty} N'(a)$ . Discuss whether it makes sense to continue to spend more and more dollars on advertising.

80. **Advertising.** A model for consumers' response to advertising is given by
- $$N(a) = 1000 + 200 \ln a, \quad a \geq 1,$$
- where  $N(a)$  is the number of units sold and  $a$  is the amount spent on advertising, in thousands of dollars.
- How many units were sold after spending \$1000 on advertising?
  - Find  $N'(a)$  and  $N'(10)$ .
  - Find the maximum and minimum values of  $N$ , if they exist.
  - Find  $N'(a)$ . Discuss  $\lim_{a \rightarrow \infty} N'(a)$ . Does it make sense to spend more and more dollars on advertising? Why or why not?
81. **An advertising model.** Solve Example 10 given that the advertising campaign costs \$2000 per day.
82. **An advertising model.** Solve Example 10 given that the advertising campaign costs \$4000 per day.
83. **Growth of a stock.** The value,  $V(t)$ , in dollars, of a stock  $t$  months after it is purchased is modeled by
- $$V(t) = 58(1 - e^{-1.1t}) + 20.$$



- Find  $V(1)$  and  $V(12)$ .
  - Find  $V'(t)$ .
  - After how many months will the value of the stock first reach \$75?
  - Find  $\lim_{t \rightarrow \infty} V(t)$ . Discuss the value of the stock over a long period of time. Is this trend typical?
84. **Marginal revenue.** The demand for a new computer game can be modeled by
- $$p(x) = 53.5 - 8 \ln x,$$
- where  $p(x)$  is the price consumers will pay, in dollars, and  $x$  is the number of games sold, in thousands. Recall that total revenue is given by  $R(x) = x \cdot p(x)$ .
- Find  $R(x)$ .
  - Find the marginal revenue,  $R'(x)$ .
  - Is there any price at which revenue will be maximized? Why or why not?
85. **Marginal profit.** The profit, in thousands of dollars, from the sale of  $x$  thousand mechanical pencils, can be estimated by
- $$P(x) = 2x - 0.3x \ln x.$$
- Find the marginal profit,  $P'(x)$ .

- Find  $P'(150)$ , and explain what this number represents.
- How many thousands of mechanical pencils should be sold to maximize profit?

### Life and Physical Sciences

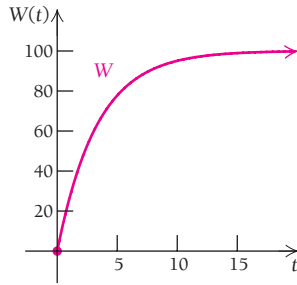
86. **Acceptance of a new medicine.** The percentage  $P$  of doctors who prescribe a certain new medicine is
- $$P(t) = 100(1 - e^{-0.2t}),$$
- where  $t$  is the time, in months.
- Find  $P(1)$  and  $P(6)$ .
  - Find  $P'(t)$ .
  - How many months will it take for 90% of doctors to prescribe the new medicine?
  - Find  $\lim_{t \rightarrow \infty} P(t)$ , and discuss its meaning.

### Social Sciences

87. **Forgetting.** Students in a botany class took a final exam. They took equivalent forms of the exam at monthly intervals thereafter. After  $t$  months, the average score  $S(t)$ , as a percentage, was found to be
- $$S(t) = 68 - 20 \ln(t + 1), \quad t \geq 0.$$
- What was the average score when the students initially took the test?
  - What was the average score after 4 months?
  - What was the average score after 24 months?
  - What percentage of their original answers did the students retain after 2 years (24 months)?
  - Find  $S'(t)$ .
  - Find the maximum value, if one exists.
  - Find  $\lim_{t \rightarrow \infty} S(t)$ , and discuss its meaning.
88. **Forgetting.** Students in a zoology class took a final exam. They took equivalent forms of the exam at monthly intervals thereafter. After  $t$  months, the average score  $S(t)$ , as a percentage, was found to be given by
- $$S(t) = 78 - 15 \ln(t + 1), \quad t \geq 0.$$
- What was the average score when they initially took the test,  $t = 0$ ?
  - What was the average score after 4 months?
  - What was the average score after 24 months?
  - What percentage of their original answers did the students retain after 2 years (24 months)?
  - Find  $S'(t)$ .
  - Find the maximum and minimum values, if they exist.
  - Find  $\lim_{t \rightarrow \infty} S(t)$  and discuss its meaning.
89. **Walking speed.** Bornstein and Bornstein found in a study that the average walking speed  $v$ , in feet per second, of a person living in a city of population  $p$ , in thousands, is
- $$v(p) = 0.37 \ln p + 0.05.$$
- (Source: M. H. Bornstein and H. G. Bornstein, "The Pace of Life," *Nature*, Vol. 259, pp. 557–559 (1976).)
- The population of Seattle is 571,000 ( $p = 571$ ). What is the average walking speed of a person living in Seattle?
  - The population of New York is 8,100,000. What is the average walking speed of a person living in New York?
  - Find  $v'(p)$ .
  - Interpret  $v'(p)$  found in part (c).

90. **Hullian learning model.** A keyboarder learns to type  $W$  words per minute after  $t$  weeks of practice, where  $W$  is given by

$$W(t) = 100(1 - e^{-0.3t}).$$



- a) Find  $W(1)$  and  $W(8)$ .  
 b) Find  $W'(t)$ .  
 c) After how many weeks will the keyboarder's speed be 95 words per minute?  
 d) Find  $\lim_{t \rightarrow \infty} W(t)$ , and discuss its meaning.

**SYNTHESIS**

91. Solve  $P = P_0 e^{kt}$  for  $t$ .

Differentiate.

92.  $f(x) = \ln(x^3 + 1)^5$       93.  $f(t) = \ln(t^2 - t)^7$   
 94.  $g(x) = [\ln(x + 5)]^4$       95.  $f(x) = \ln[\ln(\ln(3x))]$   
 96.  $f(t) = \ln[(t^3 + 3)(t^2 - 1)]$   
 97.  $f(t) = \ln \frac{1-t}{1+t}$       98.  $y = \ln \frac{x^5}{(8x+5)^2}$   
 99.  $f(x) = \log_5 x$       100.  $f(x) = \log_7 x$   
 101.  $y = \ln \sqrt{5 + x^2}$       102.  $f(t) = \frac{\ln t^2}{t^2}$   
 103.  $f(x) = \frac{1}{5}x^5 \left( \ln x - \frac{1}{5} \right)$   
 104.  $y = \frac{x^{n+1}}{n+1} \left( \ln x - \frac{1}{n+1} \right)$   
 105.  $f(x) = \ln \frac{1 + \sqrt{x}}{1 - \sqrt{x}}$       106.  $f(x) = \ln(\ln x)^3$

To prove Properties P1, P2, P3, and P7 of Theorem 3, let  $X = \log_a M$  and  $Y = \log_a N$ , and give reasons for the steps listed in Exercises 107–110.

107. **Proof of P1 of Theorem 3.**  
 $M = a^X$  and  $N = a^Y$ , \_\_\_\_\_  
 so  $MN = a^X \cdot a^Y = a^{X+Y}$ . \_\_\_\_\_  
 Thus,  $\log_a(MN) = X + Y$  \_\_\_\_\_  
 $= \log_a M + \log_a N$ . \_\_\_\_\_
108. **Proof of P2 of Theorem 3.**  
 $M = a^X$  and  $N = a^Y$ , \_\_\_\_\_  
 so  $\frac{M}{N} = \frac{a^X}{a^Y} = a^{X-Y}$ . \_\_\_\_\_  
 Thus,  $\log_a \frac{M}{N} = X - Y$  \_\_\_\_\_  
 $= \log_a M - \log_a N$ . \_\_\_\_\_

109. **Proof of P3 of Theorem 3.**  
 $M = a^X$ , \_\_\_\_\_  
 so  $M^k = (a^X)^k$  \_\_\_\_\_  
 $= a^{Xk}$ . \_\_\_\_\_  
 Thus,  $\log_a M^k = Xk$  \_\_\_\_\_  
 $= k \cdot \log_a M$ . \_\_\_\_\_

110. **Proof of P7 of Theorem 3.**  
 Let  $\log_b M = R$ .  
 Then  $b^R = M$ , \_\_\_\_\_  
 and  $\log_a(b^R) = \log_a M$ . \_\_\_\_\_  
 Thus,  $R \cdot \log_a b = \log_a M$ , \_\_\_\_\_  
 and  $R = \frac{\log_a M}{\log_a b}$ . \_\_\_\_\_  
 It follows that  
 $\log_b M = \frac{\log_a M}{\log_a b}$ . \_\_\_\_\_

111. Find  $\lim_{h \rightarrow 0} \frac{\ln(1+h)}{h}$ .

112. For any  $k > 0$ ,  $\ln(kx) = \ln k + \ln x$ . Use this fact to show graphically why

$$\frac{d}{dx} \ln(kx) = \frac{d}{dx} \ln x = \frac{1}{x}.$$

**TECHNOLOGY CONNECTION**



113. Use natural logarithms to determine which is larger,  $e^\pi$  or  $\pi^e$ . (Hint:  $y = \ln x$  is an increasing function.)  
 114. Find  $\sqrt[e]{e}$ . Compare it to other expressions of the type  $\sqrt[x]{x}$ , with  $x > 0$ . What can you conclude?

Use input–output tables to find each limit.

115.  $\lim_{x \rightarrow 1} \ln x$       116.  $\lim_{x \rightarrow \infty} \ln x$   
 Graph each function  $f$  and its derivative  $f'$ . Use a graphing calculator, iPlot, or Graphicus.  
 117.  $f(x) = \ln x$       118.  $f(x) = x \ln x$   
 119.  $f(x) = x^2 \ln x$       120.  $f(x) = \frac{\ln x}{x^2}$

Find the minimum value of each function. Use a graphing calculator, iPlot, or Graphicus.

121.  $f(x) = x \ln x$       122.  $f(x) = x^2 \ln x$

**Answers to Quick Checks**

1. (a) 1.183; (b) -0.471; (c) 0.471; (d) 1.424;  
 (e) 1.827; (f)  $\frac{1}{2}$     2. (a) 2.3025; (b) 0.9163; (c) -0.9163;  
 (d) 3.4655; (e) 3.6094; (f) 0.4307    3. (a)  $t \approx 4.3820$ ;  
 (b)  $t \approx 17.329$     4. (a)  $\frac{5}{x}$ ; (b)  $x^2 + 3x^2 \ln x + 4$ ;  
 (c)  $\frac{1 - 2 \ln x}{x^3}$     5. (a)  $\frac{1}{x}$ ; (b)  $\frac{6x}{3x^2 + 4}$ ; (c)  $\frac{1}{x(\ln 5x)}$ ;  
 (d)  $\frac{4x^5 + 2}{x(x^5 - 2)}$     6. The advertising campaign should run for about 37 days to maximize profit.

## 3.3

## Applications: Uninhibited and Limited Growth Models

## OBJECTIVES

- Find functions that satisfy  $dP/dt = kP$ .
- Convert between growth rate and doubling time.
- Solve application problems using exponential growth and limited growth models.

## Quick Check 1

Differentiate  $f(x) = 5e^{4x}$ . Then express  $f'(x)$  in terms of  $f(x)$ .

## Exponential Growth

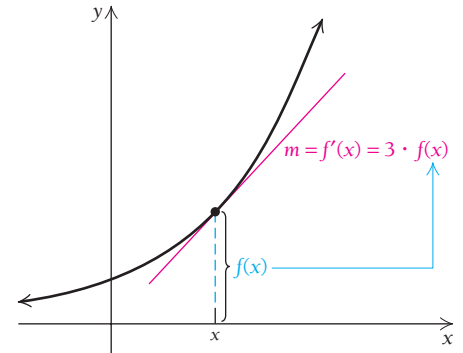
Consider the function

$$f(x) = 2e^{3x}.$$

Differentiating, we get

$$\begin{aligned} f'(x) &= 2e^{3x} \cdot 3 \\ &= f(x) \cdot 3. \end{aligned}$$

Graphically, this says that the derivative, or slope of the tangent line, is simply the constant 3 times the function value.



## Quick Check 1

Although we do not prove it here, the exponential function  $f(x) = ce^{kx}$  is the only function for which the derivative is a constant times the function itself.

## THEOREM 8

A function  $y = f(x)$  satisfies the equation

$$\frac{dy}{dx} = ky \quad \text{or} \quad f'(x) = k \cdot f(x)$$

if and only if

$$y = ce^{kx} \quad \text{or} \quad f(x) = ce^{kx}$$

for some constant  $c$ .

■ **EXAMPLE 1** Find the general form of the function that satisfies the equation

$$\frac{dA}{dt} = 5A.$$

**Solution** The function is  $A = ce^{5t}$ , or  $A(t) = ce^{5t}$ , where  $c$  is an arbitrary constant. As a check, note that

$$A'(t) = ce^{5t} \cdot 5 = 5 \cdot A(t).$$

■ **EXAMPLE 2** Find the general form of the function that satisfies the equation

$$\frac{dP}{dt} = kP.$$

**Quick Check 2**

Find the general form of the function that satisfies the equation

$$\frac{dN}{dt} = kN.$$

**Solution** The function is  $P = ce^{kt}$ , or  $P(t) = ce^{kt}$ , where  $c$  is an arbitrary constant.  
**Check:**

$$\frac{dP}{dt} = ce^{kt} \cdot k = kP.$$

**Quick Check 2**

Whereas the solution of an algebraic equation is a number, the solutions of the equations in Examples 1 and 2 are functions. For example, the solution of  $2x + 5 = 11$  is the number 3, and the solution of the equation  $dP/dt = kP$  is the function  $P(t) = ce^{kt}$ . An equation like  $dP/dt = kP$ , which includes a derivative and which has a function as a solution, is called a *differential equation*.

**EXAMPLE 3** Solve the differential equation

$$f'(z) = k \cdot f(z).$$

**Solution** The solution is  $f(z) = ce^{kz}$ . **Check:**  $f'(z) = ce^{kz} \cdot k = f(z) \cdot k$ .

We will discuss differential equations in more depth in Section 5.7.

## Uninhibited Population Growth

The equation

$$\frac{dP}{dt} = kP \quad \text{or} \quad P'(t) = kP(t), \quad \text{with } k > 0,$$

is the basic model of uninhibited (unrestrained) population growth, whether the population is comprised of humans, bacteria in a culture, or dollars invested with interest compounded continuously. In the absence of inhibiting or stimulating factors, a population normally reproduces at a rate proportional to its size, and this is exactly what  $dP/dt = kP$  says. The only function that satisfies this differential equation is given by

$$P(t) = ce^{kt},$$

where  $t$  is time and  $k$  is the rate expressed in decimal notation. Note that

$$P(0) = ce^{k \cdot 0} = ce^0 = c \cdot 1 = c,$$

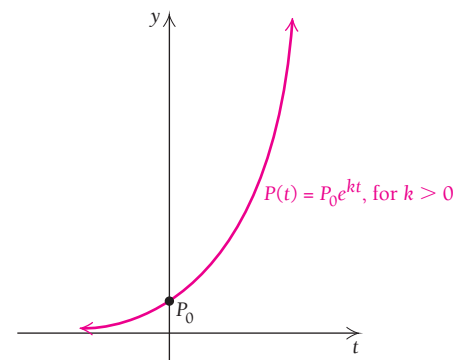
so  $c$  represents the initial population, which we denote  $P_0$ :

$$P(t) = P_0 e^{kt}.$$



What will the world population be in 2020?

The graph of  $P(t) = P_0 e^{kt}$ , for  $k > 0$ , shows how uninhibited growth produces a “population explosion.”



The constant  $k$  is called the **rate of exponential growth**, or simply the **growth rate**. This is not the rate of change of the population size, which varies according to

$$\frac{dP}{dt} = kP,$$

but the constant by which  $P$  must be multiplied in order to get the instantaneous rate of change at any point in time. It is similar to the daily interest rate paid by a bank. If the daily interest rate is  $0.07/365$ , then any given balance  $P$  is growing at the rate of  $0.07/365 \cdot P$  dollars per day. Because of the compounding, after 1 year, the interest earned will exceed 7% of  $P$ . When interest is compounded continuously, the interest rate is a true exponential growth rate. A detailed explanation of this is presented at the end of this section.

**EXAMPLE 4 Business: Interest Compounded Continuously.** Suppose that an amount  $P_0$ , in dollars, is invested in the Von Neumann Hi-Yield Fund, with interest compounded continuously at 7% per year. That is, the balance  $P$  grows at the rate given by

$$\frac{dP}{dt} = 0.07P.$$

- Find the function that satisfies the equation. Write it in terms of  $P_0$  and 0.07.
- Suppose that \$100 is invested. What is the balance after 1 yr?
- In what period of time will an investment of \$100 double itself?

### Solution

a)  $P(t) = P_0 e^{0.07t}$       Note that  $P(0) = P_0$ .

b)  $P(1) = 100e^{0.07(1)} = 100e^{0.07}$   
 $\approx 100(1.072508)$       It is best to skip this step when using a calculator.  
 $\approx \$107.25$

- c) We are looking for a number  $T$  such that  $P(T) = \$200$ . The number  $T$  is called the **doubling time**. To find  $T$ , we solve the equation

$$\begin{aligned} 200 &= 100e^{0.07 \cdot T} \\ 2 &= e^{0.07T}. \end{aligned}$$

We use natural logarithms to solve this equation:

$$\ln 2 = \ln e^{0.07T} \quad \text{Finding the natural logarithm of both sides}$$

$$\ln 2 = 0.07T \quad \text{By P5: } \ln e^k = k$$

$$\frac{\ln 2}{0.07} = T$$

$$9.9 \approx T.$$

Thus, \$100 will double itself in approximately 9.9 yr.

### Quick Check 3

#### Business: Interest Compounded Continuously.

Repeat Example 4 for interest compounded continuously at 4% per year.

### Quick Check 3

To find a general expression relating growth rate  $k$  and doubling time  $T$ , we solve the following:

$$\begin{aligned} 2P_0 &= P_0 e^{kT} \\ 2 &= e^{kT} \quad \text{Dividing by } P_0 \end{aligned}$$

$$\ln 2 = \ln e^{kT}$$

$$\ln 2 = kT.$$

Note that this relationship between  $k$  and  $T$  does not depend on  $P_0$ . We now have the following theorem.





#### Quick Check 4

##### Business: Internet Use.

Worldwide use of the Internet is increasing at an exponential rate, with traffic doubling every 100 days. What is the exponential growth rate of Internet use?

### THEOREM 9

The growth rate  $k$  and the doubling time  $T$  are related by

$$kT = \ln 2 \approx 0.693147,$$

$$\text{or} \quad k = \frac{\ln 2}{T} \approx \frac{0.693147}{T},$$

$$\text{and} \quad T = \frac{\ln 2}{k} \approx \frac{0.693147}{k}.$$

**EXAMPLE 5 Business: Facebook Membership.** The social-networking Web site Facebook connects people with other members they designate as friends. Membership in Facebook has been doubling every 6 months. What is the exponential growth rate of Facebook membership, as a percentage?

**Solution** We have

$$\begin{aligned} k &= \frac{\ln 2}{T} \approx \frac{0.693147}{6 \text{ months}} && \text{If possible, enter the calculation as } (\ln 2)/6 \text{ without} \\ &\approx 0.116 \cdot \frac{1}{\text{month}} && \text{approximating the logarithmic value.} \end{aligned}$$

The exponential growth rate of Facebook membership is 11.6% per month.

#### Quick Check 4

## The Rule of 70

The relationship between doubling time  $T$  and interest rate  $k$  is the basis of a rule often used in business, called the **Rule of 70**. To estimate how long it takes to double your money, divide 70 by the rate of return:

$$\begin{aligned} T &= \frac{\ln 2}{k} \approx \frac{0.693147}{k} = \frac{100}{100} \cdot \frac{0.693147}{k} \\ &\approx \frac{69.3147}{100k} \approx \frac{70}{100k} && \text{Remember that } k \text{ is the interest rate} \\ &&& \text{written as a decimal.} \end{aligned}$$

**EXAMPLE 6 Life Science: World Population Growth.** The world population was approximately 6.0400 billion at the beginning of 2000. It has been estimated that the population is growing exponentially at the rate of 0.016, or 1.6% per year. (How was this estimate determined? The answer is in the model we develop in the following Technology Connection.) Thus,

$$\frac{dP}{dt} = 0.016P,$$

where  $t$  is the time, in years, after 2000. (Source: U.S. Census Bureau.)

- Find the function that satisfies the equation. Assume that  $P_0 = 6.0400$  and  $k = 0.016$ .
- Estimate the world population at the beginning of 2020 ( $t = 20$ ).
- After what period of time will the population be double that in 2000?

### Quick Check 5

**Life Science: Population Growth in China.** In 2006, the population of China was 1.314 billion, and the exponential growth rate was 0.6% per year. Thus,

$$\frac{dP}{dt} = 0.006P,$$

where  $t$  is the time, in years, after 2006. (Source: *Time Almanac*, 2007.)

- Find the function that satisfies the equation. Assume that  $P_0 = 1.314$  and  $k = 0.006$ .
- Estimate the population of China at the beginning of 2020.
- After what period of time will the population be double that in 2006?

### Solution

- $P(t) = 6.0400e^{0.016t}$
- $P(20) = 6.0400e^{0.016(20)} = 6.0400e^{0.32} \approx 8.3179$  billion
- $T = \frac{\ln 2}{k} = \frac{\ln 2}{0.016} = 43.3$  yr

Thus, according to this model, the population in 2000 will double itself by 2043. (No wonder environmentalists are alarmed!)



Under ideal conditions, the growth rate of this rapidly growing population of rabbits might be 11.7% per day. When will this population of rabbits double?

### Quick Check 5

## TECHNOLOGY CONNECTION



### Exponential Models Using Regression

#### Projecting World Population Growth

The table below shows data regarding world population growth. A graph illustrating these data, along with the projected population in 2020, appeared in Section 3.1.

Year	World Population (in billions)
1927	2
1960	3
1974	4
1987	5
1998	6

How was the population projected for 2020? The graph shows a rapidly growing population that can be modeled with an exponential function. We carry out the regression procedure very much as we did in Section R.6, but here we choose ExpReg rather than LinReg.

EDIT **CALC** TESTS  
 7:QuartReg  
 8:LinReg(a+bx)  
 9:LnReg  
**0:ExpReg**  
 A:PwrReg  
 B:Logistic  
 C:SinReg

ExpReg  
 $y = a \cdot b^x$   
 $a = 1.488241E-13$   
 $b = 1.01579058$

Note that this gives us an exponential model of the type  $y = a \cdot b^x$ , where  $y$  is the population, in billions, in year  $x$ .

$$y = (1.488241 \cdot 10^{-13})(1.01579058)^x. \quad (1)$$

The base here is not  $e$ , but we can make a conversion to an exponential function, base  $e$ , using the fact that  $b = e^{\ln b}$  and then multiplying exponents:

$$\begin{aligned} b^x &= (1.01579058)^x = (e^{\ln 1.01579058})^x \\ &= e^{(\ln 1.01579058)x} \\ &\approx e^{0.0156672059x}. \end{aligned}$$

We can now write equation (1) as

$$y = (1.488241 \cdot 10^{-13})e^{0.0156672059x}. \quad (2)$$

The advantage of this form is that we see the growth rate. Here the world population growth rate is about 0.016, or 1.6%. To find world population in 2008, we can substitute 2008 for  $x$  in either equation (1) or (2). We choose equation (2):

$$\begin{aligned} y &= (1.488241 \cdot 10^{-13})e^{0.0156672059(2008)} \\ &\approx 6.8465 \text{ billion}. \end{aligned}$$

### EXERCISES

Use equation (1) or equation (2) to estimate world population in each year.

- 2020
- 2050
- 2060
- 2080

(continued)

## Exponential Models Using Regression (continued)

## Projecting College Costs

For Exercises 5 and 6, use the data regarding projected college costs (tuition and room and board) listed in the table below.

School Year, $x$	Costs of Attending a Public 4-year College or University (2006–2007 dollars)
1998–1999, 0	9,959
1999–2000, 1	9,978
2000–2001, 2	10,089
2001–2002, 3	10,535
2002–2003, 4	10,971
2003–2004, 5	11,709
2004–2005, 6	12,168
2005–2006, 7	12,421
2006–2007, 8	12,797
2007–2008, 9	12,944

(Source: National Center for Education Statistics, *Annual Digest of Education Statistics*: 2008.)

## EXERCISES

- Use REGRESSION to fit an exponential function  $y = a \cdot b^x$  to the data. Let 1998–1999 be represented by  $x = 0$  and let  $y =$  the cost, in dollars. Then convert that formula to an exponential function, base  $e$ , and determine the exponential growth rate.
- Use either of the exponential functions found in Exercise 5 to estimate college costs in the 2014–2015, 2017–2018, and 2039–2040 school years.

In the preceding Technology Connection, we used *regression* to create an exponential model. There is another way to create such a model if regression is not an option. As shown in Example 7, two representative data points are sufficient to determine  $P_0$  and  $k$  in  $P(t) = P_0 e^{kt}$ .

- EXAMPLE 7 Business: Batman Comic Book.** A 1939 comic book with the first appearance of the “Caped Crusader,” Batman, sold at auction in Dallas in 2010 for a record \$1.075 million. The comic book originally cost 10¢ (or \$0.10). Using two representative data points (0, \$0.10) and (71, \$1,075,000), we can find an exponential function that models the increasing value of the comic book. The modeling assumption is that the value  $V$  of the comic book has grown exponentially, as given by

$$\frac{dV}{dt} = kV.$$

(Source: Heritage Auction Galleries.)

- Find the function that satisfies this equation. Assume that  $V_0 = \$0.10$ .
- Estimate the value of the comic book in 2020.
- What is the doubling time for the value of the comic book?
- In what year will the value of the comic book be \$30 million, assuming there is no change in the growth rate?

## Solution

- Because of the modeling assumption, we have  $V(t) = V_0 e^{kt}$ . Since  $V_0 = \$0.10$ , it follows that

$$V(t) = 0.10e^{kt}.$$



We have made use of the data point  $(0, \$0.10)$ . Next, we use the data point  $(71, \$1,075,000)$  to determine  $k$ . We solve

$$V(t) = 0.10e^{kt}, \quad \text{or} \quad 1,075,000 = 0.10e^{k(71)}$$

for  $k$ , using natural logarithms:

$$\begin{aligned} 1,075,000 &= 0.10e^{k(71)} = 0.10e^{71k} \\ \frac{1,075,000}{0.10} &= e^{71k} && \text{Dividing to simplify} \\ 10,750,000 &= e^{71k} \\ \ln 10,750,000 &= \ln e^{71k} && \text{Finding the logarithm of both sides} \\ \ln 10,750,000 &= 71k && \text{By P5: } \ln e^k = k \\ \frac{16.190416}{71} &\approx k && \text{Skip this step when using a calculator.} \\ 0.228 &\approx k. && \text{Rounding to the nearest thousandth} \end{aligned}$$

The desired function is  $V(t) = 0.10e^{0.228t}$ , where  $V$  is in dollars and  $t$  is the number of years since 1939.

- b) To estimate the value of the comic book in 2020, which is  $2020 - 1939 = 81$  years after 1939, we substitute 81 for  $t$  in the equation:

$$\begin{aligned} V(t) &= 0.10e^{0.228t} \\ V(81) &= 0.10e^{0.228(81)} \approx \$10,484,567. \end{aligned}$$

Not a bad resale value for a 10¢ comic book, presuming someone will pay the price!

- c) The doubling time  $T$  is given by

$$T = \frac{\ln 2}{k} = \frac{\ln 2}{0.228} \approx 3.04 \text{ yr.}$$

- d) We substitute  $\$30,000,000$  for  $V(t)$  and solve for  $t$ :

$$\begin{aligned} V(t) &= 0.10e^{0.228t} \\ 30,000,000 &= 0.10e^{0.228t} \\ \frac{30,000,000}{0.10} &= e^{0.228t} \\ 300,000,000 &= e^{0.228t} \\ \ln 300,000,000 &= \ln e^{0.228t} \\ \ln 300,000,000 &= 0.228t \\ \frac{\ln 300,000,000}{0.228} &= t \\ \frac{19.519293}{0.228} &\approx t && \text{Skip this step when using a calculator.} \\ 86 &\approx t. && \text{Rounding to the nearest year} \end{aligned}$$

We add 86 to 1939 to get 2025 as the year in which the value of the comic book will reach \$30 million.

Note that in part (a) of this example, we find  $\ln 10,750,000$  and divide by 71, obtaining approximately 0.228. We then use that value for  $k$  in part (b). Answers are found this way in the exercises. You may note some variation in the last one or two decimal places of your answers if you round as you go.

### Quick Check 6

#### Business: Batman Comic Book

In Example 7, the con-signer had bought the comic book in the late 1960s for \$100. (Source: Heritage Auction Galleries.) Assume that the year of purchase was 1969 and that the value  $V$  of the comic book has since grown exponentially, as given by

$$\frac{dV}{dt} = kV,$$

where  $t$  is the number of years since 1969.

- Use the data points  $(0, \$100)$  and  $(41, \$1,075,000)$  to find the function that satisfies the equation.
- Estimate the value of the comic book in 2020, and compare your answer to that of Example 7.
- What is the doubling time for the value of the comic book?
- In what year will the value of the comic book be \$30 million? Compare your answer to that of Example 7.

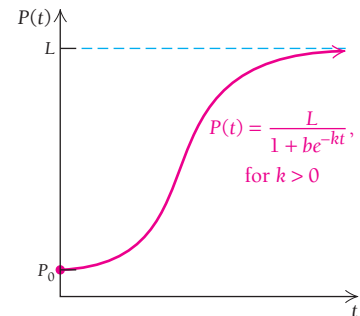
### Quick Check 6

## Models of Limited Growth

The growth model  $P(t) = P_0e^{kt}$  has many applications to unlimited population growth, as we have seen in this section. However, there are often factors that prevent a population from exceeding some limiting value  $L$ —perhaps a limitation on food, living space, or other natural resources. One model of such growth is

$$P(t) = \frac{L}{1 + be^{-kt}}, \quad \text{for } k > 0,$$

which is called the *logistic equation*, or *logistic function*.



**EXAMPLE 8** **Business: Satellite Radio Subscribers.** Satellite radio companies provide subscribers with clear signals of hundreds of radio stations, including music, talk, and sports. The provider XM started up in 2001, followed by Sirius in 2002. Both companies did well, experiencing what seemed like exponential growth, but the slowing of this growth led Sirius to buy out XM in 2008, forming Sirius XM. The combined number of subscribers  $N$ , in millions, after time  $t$ , in years since 2000, with  $t = 1$  corresponding to 2001, can be modeled by the logistic equation

$$N(t) = \frac{19.362}{1 + 295.393e^{-1.11t}}.$$

(Source: Sirius XM Radio, Inc.)

- Find the combined number of subscribers after 1 yr (in 2001), 3 yr, 5 yr, and 8 yr.
- Find the rate at which the number of subscribers was growing after 8 yr.
- Graph the equation.
- Explain why an uninhibited growth model is inappropriate but a logistic equation is appropriate to model this growth.

### Solution

- a)** We use a calculator to find the function values:

$$N(1) = 0.197 \text{ million,}$$

$$N(3) = 1.673 \text{ million,}$$

$$N(5) = 9.013 \text{ million,}$$

$$N(8) = 18.598 \text{ million.}$$

After 1 yr, there were about 197,000 subscribers.

After 3 yr, there were about 1,673,000 subscribers.

After 5 yr, there were about 9,013,000 subscribers.

After 8 yr, there were about 18,598,000 subscribers.

- b)** We find the rate of change using the Quotient Rule:

$$N(t) = \frac{19.362}{1 + 295.393e^{-1.11t}},$$

$$N'(t) = \frac{(1 + 295.393e^{-1.11t}) \cdot 0 - 19.362(295.393e^{-1.11t})(-1.11)}{(1 + 295.393e^{-1.11t})^2}$$

$$= \frac{6348.533e^{-1.11t}}{(1 + 295.393e^{-1.11t})^2}.$$

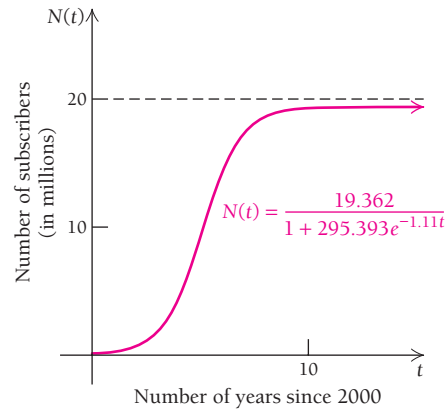


Next, we use a calculator to evaluate the derivative at  $t = 8$ :

$$N'(8) = 0.815.$$

After 8 yr, the number of subscribers was growing at a rate of 0.815 million, or 815,000, per year.

c) The graph follows.



d) An uninhibited growth model is inappropriate because as more and more subscribers are added, the population contains fewer who have not subscribed, perhaps because of the cost or a lack of awareness or interest, or simply because the population is finite. The logistic equation, graphed in part (c), displays the rapid rise in the number of subscribers over the early years of the business as well as the slower growth in later years. It would appear that the limiting value of subscribers is between 19 and 20 million.

### Quick Check 7

#### Quick Check 7

**Life Science: Spread of an Epidemic.** In a town whose population is 3500, an epidemic of a disease occurs. The number of people  $N$  infected  $t$  days after the disease first appears is given by

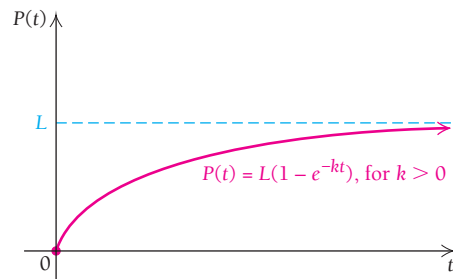
$$N(t) = \frac{3500}{1 + 19.9e^{-0.6t}}$$

- How many people are initially infected with the disease ( $t = 0$ )?
- Find the number infected after 2 days, 5 days, 8 days, 12 days, and 18 days.
- Graph the equation.
- Find the rate at which the disease is spreading after 16 days.
- Using this model, determine whether all 3500 residents will ever be infected.

Another model of limited growth is provided by the function

$$P(t) = L(1 - e^{-kt}), \quad \text{for } k > 0,$$

which is shown graphed below. This function also increases over the entire interval  $[0, \infty)$ , but increases most rapidly at the beginning, unlike the logistic equation.



### Business Application: An Alternative Derivation of $e$ and $P(t) = P_0e^{kt}$

The number  $e$  can also be found using the *compound-interest formula* (which was developed in Chapter R),

$$A = P \left( 1 + \frac{i}{n} \right)^{nt},$$

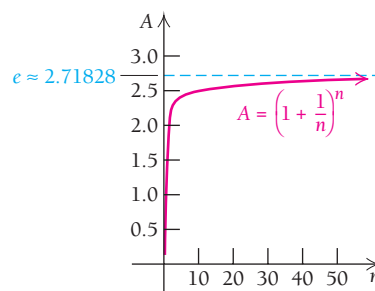
where  $A$  is the amount that an initial investment  $P$  will be worth after  $t$  years at interest rate  $i$ , expressed as a decimal, compounded  $n$  times per year.

Suppose that \$1 is invested at 100% interest ( $i = 100\% = 1$ ) for 1 yr (though obviously no bank would pay this). The formula becomes

$$A = \left(1 + \frac{1}{n}\right)^n.$$

Suppose that the number of compounding periods,  $n$ , increases indefinitely. Let's investigate the behavior of the function. We obtain the following table of values and graph.

$n$	$A = \left(1 + \frac{1}{n}\right)^n$
1	\$2.00000
2	\$2.25000
3	\$2.37037
4	\$2.44141
12	\$2.61304
52	\$2.69260
365	\$2.71457
8,760	\$2.71813
525,600	\$2.71828



If interest is compounded *continuously*, we have  $A = \lim_{n \rightarrow \infty} \left(1 + \frac{1}{n}\right)^n$ , or equivalently,

$$A = \lim_{h \rightarrow 0} \left(1 + \frac{1}{1/h}\right)^{1/h}, \quad \text{or} \quad A = \lim_{h \rightarrow 0} (1 + h)^{1/h}.$$

Recall from Section 3.1 that  $\lim_{h \rightarrow 0} (1 + h)^{1/h} = e$ . Thus,

$$\lim_{n \rightarrow \infty} \left(1 + \frac{1}{n}\right)^n = e.$$

This result is confirmed by the graph and table above. For \$1, invested at an interest rate of 100% with increasingly frequent compounding periods, the greatest value it could grow to in 1 yr is about \$2.7183.

To develop the formula

$$P(t) = P_0 e^{kt},$$

we again start with the compound-interest formula,

$$A = P \left(1 + \frac{i}{n}\right)^{nt},$$

and assume that interest will be compounded continuously. Let  $P = P_0$  and  $i = k$  to obtain

$$P(t) = P_0 \left(1 + \frac{k}{n}\right)^{nt}.$$

We are interested in what happens as  $n$  approaches  $\infty$ . To find this limit, we first let

$$\frac{k}{n} = \frac{1}{q}, \quad \text{so that} \quad qk = n.$$

TECHNOLOGY CONNECTION 

## Exploratory

Graph

$$y = \left(1 + \frac{1}{x}\right)^x$$

using the viewing window  $[0, 5000, 0, 5]$ , with  $Xscl = 1000$  and  $Yscl = 1$ . Trace along the graph. Why does the graph appear to be horizontal? As you trace to the right, note the value of the  $y$ -coordinate. Is it approaching a constant? What seems to be its limiting value?

Note that since  $k$  is a positive constant, as  $n$  gets large, so must  $q$ . Thus,

$$\begin{aligned} P(t) &= \lim_{n \rightarrow \infty} \left[ P_0 \left(1 + \frac{k}{n}\right)^{nt} \right] \\ &= P_0 \lim_{q \rightarrow \infty} \left[ \left(1 + \frac{1}{q}\right)^{qkt} \right] \\ &= P_0 \left[ \lim_{q \rightarrow \infty} \left(1 + \frac{1}{q}\right)^q \right]^{kt} \\ &= P_0 [e]^{kt}. \end{aligned}$$

Letting the number of compounding periods become infinite

The limit of a constant times a function is the constant times the limit. We also substitute  $1/q$  for  $k/n$  and  $qk$  for  $n$ . Also,  $q \rightarrow \infty$  because  $n \rightarrow \infty$ .

The limit of a power is the power of the limit: a form of Limit Property L2 in Section 1.2.

## Section Summary

- Uninhibited growth can be modeled by a differential equation of the type  $\frac{dP}{dt} = kP$ , whose solutions are  $P(t) = P_0 e^{kt}$ .
- The rate of exponential growth  $k$  and the doubling time  $T$  are related by the equation  $T = \frac{\ln 2}{k}$ , or  $k = \frac{\ln 2}{T}$ .
- Certain kinds of limited growth can be modeled by equations such as  $P(t) = \frac{L}{1 + be^{-kt}}$  and  $P(t) = L(1 - e^{-kt})$ , for  $k > 0$ .

## EXERCISE SET

## 3.3

- Find the general form of  $f$  if  $f'(x) = 4f(x)$ .
  - Find the general form of  $g$  if  $g'(x) = 6g(x)$ .
  - Find the general form of the function that satisfies  $dA/dt = -9A$ .
  - Find the general form of the function that satisfies  $dP/dt = -3P(t)$ .
  - Find the general form of the function that satisfies  $dQ/dt = kQ$ .
  - Find the general form of the function that satisfies  $dR/dt = kR$ .
- Find the function that satisfies this equation. Assume that  $t = 0$  corresponds to 1980, when approximately 112,000 patent applications were received.
  - Estimate the number of patent applications in 2020.
  - Estimate the doubling time for  $N(t)$ .
- 8. Franchise expansion.** Pete Zah's, Inc., is selling franchises for pizza shops throughout the country. The marketing manager estimates that the number of franchises,  $N$ , will increase at the rate of 10% per year, that is,
- $$\frac{dN}{dt} = 0.10N.$$
- Find the function that satisfies this equation. Assume that the number of franchises at  $t = 0$  is 50.
  - How many franchises will there be in 20 yr?
  - In what period of time will the initial number of 50 franchises double?
- 9. Compound interest.** Suppose that  $P_0$  is invested in the Mandelbrot Bond Fund for which interest is compounded continuously at 5.9% per year. That is, the balance  $P$  grows at the rate given by
- $$\frac{dP}{dt} = 0.059P.$$

## APPLICATIONS

## Business and Economics

- 7. U.S. patents.** The number of applications for patents,  $N$ , grew dramatically in recent years, with growth averaging about 4.6% per year. That is,

$$N'(t) = 0.046N(t).$$

(Source: *New York Times*, 11/13/05, p. C1.)



- a) Find the function that satisfies the equation. Write it in terms of  $P_0$  and 0.059.
- b) Suppose that \$1000 is invested. What is the balance after 1 yr? After 2 yr?
- c) When will an investment of \$1000 double itself?
10. **Compound interest.** Suppose that  $P_0$  is invested in a savings account for which interest is compounded continuously at 4.3% per year. That is, the balance  $P$  grows at the rate given by

$$\frac{dP}{dt} = 0.043P.$$

- a) Find the function that satisfies the equation. Write it in terms of  $P_0$  and 0.043.
- b) Suppose that \$20,000 is invested. What is the balance after 1 yr? After 2 yr?
- c) When will an investment of \$20,000 double itself?
11. **Bottled water sales.** Since 2000, sales of bottled water have increased at the rate of approximately 9.3% per year. That is, the volume of bottled water sold,  $G$ , in billions of gallons,  $t$  years after 2000 is growing at the rate given by

$$\frac{dG}{dt} = 0.093G.$$

(Source: The Beverage Marketing Corporation.)



- a) Find the function that satisfies the equation, given that approximately 4.7 billion gallons of bottled water were sold in 2000.
- b) Predict the number of gallons of water sold in 2025.
- c) What is the doubling time for  $G(t)$ ?
12. **Annual net sales.** Green Mountain Coffee Roasters produces many varieties of flavored coffees, teas, and K-cups. The net sales  $S$  of the company have grown exponentially at the rate of 36.1% per year, and the growth can be approximated by

$$\frac{dS}{dt} = 0.361S,$$

where  $t$  is the number of years since 2004. (Source: Green Mountain Coffee Roasters financial statements.)

- a) Find the function that satisfies the equation, given that net sales in 2004 ( $t = 0$ ) were approximately \$120,400.
- b) Estimate net sales in 2006, 2008, and 2015.
- c) What is the doubling time for  $S(t)$ ?
13. **Annual interest rate.** Euler Bank advertises that it compounds interest continuously and that it will double your money in 15 yr. What is its annual interest rate?

14. **Annual interest rate.** Hardy Bank advertises that it compounds interest continuously and that it will double your money in 12 yr. What is its annual interest rate?
15. **Oil demand.** The growth rate of the demand for oil in the United States is 10% per year. When will the demand be double that of 2006?
16. **Coal demand.** The growth rate of the demand for coal in the world is 4% per year. When will the demand be double that of 2006?

**Interest compounded continuously.** For Exercises 17–20, complete the following.


	Initial Investment at $t = 0, P_0$	Interest Rate, $k$	Doubling Time, $T$ (in years)	Amount after 5 yr
17.	\$75,000	6.2%		
18.	\$5,000			\$7,130.90
19.		8.4%		\$11,414.71
20.			11	\$17,539.32

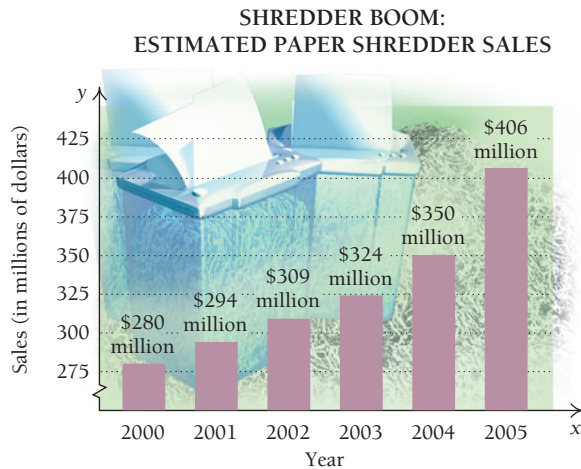
21. **Art masterpieces.** In 2004, a collector paid \$104,168,000 for Pablo Picasso's "Garçon à la Pipe." The same painting sold for \$30,000 in 1950. (Source: BBC News, 5/6/04.)



- a) Find the exponential growth rate  $k$ , to three decimal places, and determine the exponential growth function  $V$ , for which  $V(t)$  is the painting's value, in dollars,  $t$  years after 1950.
- b) Predict the value of the painting in 2015.
- c) What is the doubling time for the value of the painting?
- d) How long after 1950 will the value of the painting be \$1 billion?
22. **Per capita income.** In 2000, U.S. per capita personal income  $I$  was \$29,849. In 2008, it was \$39,742. (Source: U.S. Bureau of Economic Analysis.) Assume that the growth of U.S. per capita personal income follows an exponential model.
- a) Letting  $t = 0$  be 2000, write the function.
- b) Predict what U.S. per capita income will be in 2020.
- c) In what year will U.S. per capita income be double that of 2000?

23. **Federal receipts.** In 1990, U.S. federal receipts (money taken in),  $E$ , were \$1.031 billion. In 2009, federal receipts were \$2.523 billion. (Source: National Center for Education Statistics.) Assume that the growth of federal receipts follows an exponential model and use 1990 as the base year ( $t = 0$ ).
- Find the value of  $k$  to six decimal places, and write the function, with  $E(t)$  in billions of dollars.
  - Estimate federal receipts in 2015.
  - When will federal receipts be \$10 billion?
24. **Consumer price index.** The *consumer price index* compares the costs,  $c$ , of goods and services over various years, where 1983 is used as a base ( $t = 0$ ). The same goods and services that cost \$100 in 1983 cost \$216 in 2010. Assuming an exponential model:
- Write the function, rounding  $k$  to five decimal places.
  - Estimate what the goods and services costing \$100 in 1983 will cost in 2020.
  - In what year did the same goods and services cost twice the 1983 price?

 **Sales of paper shredders.** Data in the following bar graph show paper shredder sales in recent years. Use these data for Exercises 25 and 26.



(Source: www.sfgate.com.)

25. a) Use REGRESSION to fit an exponential function  $y = a \cdot b^x$  to the data. Let  $y$  be in millions of dollars. Then convert that formula to an exponential function, base  $e$ , where  $x$  is the number of years after 1990, and determine the exponential growth rate. (See the Technology Connection on p. 341.)
- Estimate the total sales of paper shredders in 2007 and in 2012.
  - After what amount of time will sales be \$500 million?
  - What is the doubling time for sales of shredders?
26. a) To find an exponential function, base  $e$ , that fits the data, find  $k$  using the points (10, 280) and (15, 406). Then write the function. (Assume that  $x$  is the number of years after 1990.)
- Estimate the total sales of paper shredders in 2007 and in 2012.
  - After what amount of time will total sales be \$500 million?

- What is the doubling time for sales of shredders?
- Compare your answers to parts (a)–(d) with those from Exercise 25. Decide which exponential function seems better to you, and explain why.

27. **Value of Manhattan Island.** Peter Minuit of the Dutch West India Company purchased Manhattan Island from the natives living there in 1626 for \$24 worth of merchandise. Assuming an exponential rate of inflation of 5%, how much will Manhattan be worth in 2020?
28. **Total revenue.** Intel, a computer chip manufacturer, reported \$1265 million in total revenue in 1986. In 2005, the total revenue was \$38.8 billion. (Source: U.S. Securities and Exchange Commission.) Assuming an exponential model, find the growth rate  $k$ , to four decimal places, and write the revenue function  $R$ , with  $R(t)$  in billions of dollars. Then predict the company's total revenue for 2012.




29. **The U.S. Forever Stamp.** On May 12, 2008, the U.S. Postal Service reissued the Forever Stamp (which features an image of the Liberty Bell). The Forever Stamp is always valid as first-class postage on standard envelopes weighing 1 ounce or less, regardless of any subsequent increases in the first-class rate. (Source: U.S. Postal Service.)
- The cost of first-class postage stamp was 4¢ in 1962 and 44¢ in 2010. This increase represents exponential growth. Write the function  $S$  for the cost of a stamp  $t$  years after 1962 ( $t = 0$ ).
  - What was the growth rate in the cost?
  - Predict the cost of a first-class postage stamp in 2013, 2016, and 2019.
  - An advertising firm spent \$4400 on 10,000 first-class postage stamps in 2009. Knowing it will need 10,000 first-class stamps in each of the years 2010–2020, it decides at the beginning of 2010 to try to save money by spending \$4400 on 10,000 Forever Stamps, but also buying enough of the stamps to cover the years 2011 through 2020. Assuming there is a postage increase in each of the years 2013, 2016, and 2019, to the cost predicted in part (c), how much money will the firm save by buying Forever Stamps?
  - Discuss the pros and cons of the purchase decision described in part (d).
30. **Average salary of Major League baseball players.** In 1970, the average salary of Major League baseball players was \$29,303. In 2005, the average salary was \$2,632,655. (Source: *Baseball Almanac*.) Assuming exponential growth occurred, what was the growth rate to the nearest hundredth of a percent? What will the average salary be in 2015? In 2020?

31. **Effect of advertising.** Suppose that SpryBorg Inc. introduces a new computer game in Houston using television advertisements. Surveys show that  $P\%$  of the target audience buy the game after  $x$  ads are broadcast, satisfying

$$P(x) = \frac{100}{1 + 49e^{-0.13x}}$$

- a) What percentage buy the game without seeing a TV ad ( $x = 0$ )?  
 b) What percentage buy the game after the ad is run 5 times? 10 times? 20 times? 30 times? 50 times? 60 times?  
 c) Find the rate of change,  $P'(x)$ .  
 d) Sketch a graph of the function.
32. **Cost of a Hershey bar.** The cost of a Hershey bar was \$0.05 in 1962 and \$0.75 in 2010 (in a supermarket, not in a movie theater).
- a) Find an exponential function that fits the data.  
 b) Predict the cost of a Hershey bar in 2015 and 2025.
33. **Superman comic book.** Three days before the sale of the Batman comic book (Example 7) in 2010, a 1938 comic book with the first appearance of Superman sold at auction in Dallas for a record \$1.0 million. The comic book originally cost 10¢ (\$0.10). (Source: Heritage Auction Galleries.) Using two representative data points,  $(0, \$0.10)$  and  $(72, \$1,000,000)$ , we can approximate the data with an exponential function. The modeling assumption is that the value  $V$  of the comic book has grown exponentially, as given by



$$\frac{dV}{dt} = kV.$$

(In the summer of 2010, a family in the southern United States was facing foreclosure on their mortgage and loss of their home. Then, as they were packing, an amazing twist of fate occurred; they came across some old comic books in the basement and one of them was this first superman comic. They sold it and saved their house.)


- a) Find the function that satisfies this equation. Assume that  $V_0 = \$0.10$ .  
 b) Estimate the value of the comic book in 2020.  
 c) What is the doubling time for the value of the comic book?  
 d) After what time will the value of the comic book be \$30 million, assuming there is no change in the growth rate?
34. **Batman comic book.** Refer to Example 7. In what year will the value of the comic book be \$5 million?
35. **Batman comic book.** Refer to Example 7. In what year will the value of the comic book be \$10 million?

## Life and Physical Sciences

**Population growth.** For Exercises 36–40, complete the following.

Population	Exponential Growth Rate, $k$	Doubling Time, $T$ (in years)
36. Mexico	3.5%/yr	<input type="text"/>
37. Europe	<input type="text"/>	69.31
38. Oil reserves	<input type="text"/>	6.931
39. Coal reserves	<input type="text"/>	17.3
40. Alaska	2.794%/yr	<input type="text"/>


41. **Yellowstone grizzly bears.** In 1972, the population of grizzly bears in Yellowstone National Park had shrunk to approximately 190. In 2005, the number of Yellowstone grizzlies had grown to about 610. (Source: *New York Times*, 9/26/05.) Find an exponential function that fits the data, and then predict Yellowstone's grizzly bear population in 2016. Round  $k$  to three decimal places.



42. **Bicentennial growth of the United States.** The population of the United States in 1776 was about 2,508,000. In the country's bicentennial year, the population was about 216,000,000.
- a) Assuming an exponential model, what was the growth rate of the United States through its bicentennial year?  
 b) Is exponential growth a reasonable assumption? Explain.
43. **Limited population growth.** A ship carrying 1000 passengers has the misfortune to be wrecked on a small island from which the passengers are never rescued. The natural resources of the island restrict the growth of the population to a *limiting value* of 5780, to which the population gets closer and closer but which it never reaches. The population of the island after time  $t$ , in years, is approximated by the logistic equation

$$P(t) = \frac{5780}{1 + 4.78e^{-0.4t}}$$

- a) Find the population after 0 yr, 1 yr, 2 yr, 5 yr, 10 yr, and 20 yr.
- b) Find the rate of change,  $P'(t)$ .
- c) Sketch a graph of the function.



This island may have achieved its limited population growth.

44. **Limited population growth.** A lake is stocked with 400 rainbow trout. The size of the lake, the availability of food, and the number of other fish restrict growth in the lake to a *limiting value* of 2500. (See Exercise 43.) The population of trout in the lake after time  $t$ , in months, is approximated by

$$P(t) = \frac{2500}{1 + 5.25e^{-0.32t}}$$

- a) Find the population after 0 months, 1 month, 5 months, 10 months, 15 months, and 20 months.
- b) Find the rate of change,  $P'(t)$ .
- c) Sketch a graph of the function.

**Social Sciences**

45. **Women college graduates.** The number of women graduating from 4-yr colleges in the United States grew from 1930, when 48,869 women earned a bachelor's degree, to 2005, when approximately 832,000 women received such a degree. (Source: National Center for Education Statistics.) Find an exponential function that fits the data, and the exponential growth rate, rounded to the nearest hundredth of a percent.

46. **Hullian learning model.** The Hullian learning model asserts that the probability  $p$  of mastering a task after  $t$  learning trials is approximated by

$$p(t) = 1 - e^{-kt}$$

where  $k$  is a constant that depends on the task to be learned. Suppose that a new dance is taught to an aerobics class. For this particular dance, the constant  $k = 0.28$ .

- a) What is the probability of mastering the dance's steps in 1 trial? 2 trials? 5 trials? 11 trials? 16 trials? 20 trials?
- b) Find the rate of change,  $p'(t)$ .
- c) Sketch a graph of the function.

47. **Diffusion of information.** Pharmaceutical firms invest significantly in testing new medications. After a drug is approved by the Federal Drug Administration, it still takes time for physicians to fully accept and start prescribing the medication. The acceptance by physicians approaches a *limiting value* of 100%, or 1, after time  $t$ , in

months. Suppose that the percentage  $P$  of physicians prescribing a new cancer medication after  $t$  months is approximated by

$$P(t) = 100(1 - e^{-0.4t})$$

- a) What percentage of doctors are prescribing the medication after 0 months? 1 month? 2 months? 3 months? 5 months? 12 months? 16 months?
- b) Find  $P'(7)$ , and interpret its meaning.
- c) Sketch a graph of the function.

48. **Spread of infection.** Spread by skin-to-skin contact or via shared towels or clothing, methicillin-resistant *Staphylococcus aureus* (MRSA) can easily infect growing numbers of students at a university. Left unchecked, the number of cases of MRSA on a university campus  $t$  weeks after the first 9 cases occur can be modeled by

$$N(t) = \frac{568.803}{1 + 62.200e^{-0.092t}}$$

(Source: Vermont Department of Health, Epidemiology Division.)

- a) Find the number of infected students beyond the first 9 cases after 3 weeks, 40 weeks, and 80 weeks.
- b) Find the rate at which the disease is spreading after 20 weeks.
- c) Explain why an unrestricted growth model is inappropriate but a logistic equation is appropriate for this situation. Then use a calculator to graph the equation.

49. **Spread of a rumor.** The rumor "People who study math all get scholarships" spreads across a college campus. Data in the following table show the number of students  $N$  who have heard the rumor after time  $t$ , in days.

- a) Use REGRESSION to fit a logistic equation,

$$N(t) = \frac{c}{1 + ae^{-bt}}$$

to the data.

- b) Estimate the limiting value of the function. At most, how many students will hear the rumor?

Time, $t$ (in days)	Number, $N$ , Who Have Heard the Rumor
1	1
2	2
3	4
4	7
5	12
6	18
7	24
8	26
9	28
10	28
11	29
12	30

- c) Graph the function.
- d) Find the rate of change,  $N'(t)$ .
- e) Find  $\lim_{t \rightarrow \infty} N'(t)$ , and explain its meaning.

## SYNTHESIS

We have now studied models for linear, quadratic, exponential, and logistic growth. In the real world, understanding which is the most appropriate type of model for a given situation is an important skill. For each situation in Exercises 50–56, identify the most appropriate type of model and explain why you chose that model. List any restrictions you would place on the domain of the function.

50. The growth in value of a U.S. savings bond
51. The growth in the length of Zachary's hair following a haircut
52. The growth in sales of cellphones
53. The drop and rise of a lake's water level during and after a drought
54. The rapidly growing sales of organic foods
55. The number of manufacturing jobs that have left the United States since 1995
56. The life expectancy of the average American
57. Find an expression relating the exponential growth rate  $k$  and the quadrupling time  $T_4$ .
58. Find an expression relating the exponential growth rate  $k$  and the tripling time  $T_3$ .
59. A quantity  $Q_1$  grows exponentially with a doubling time of 1 yr. A quantity  $Q_2$  grows exponentially with a doubling time of 2 yr. If the initial amounts of  $Q_1$  and  $Q_2$  are the same, how long will it take for  $Q_1$  to be twice the size of  $Q_2$ ?
60. To what exponential growth rate per hour does a growth rate of 100% per day correspond?

**Business: effective annual yield.** Suppose that \$100 is invested at 7%, compounded continuously, for 1 yr. We know from Example 4 that the ending balance will be \$107.25. This would also be the ending balance if \$100 were invested at 7.25%, compounded once a year (simple interest). The rate of 7.25% is called the effective annual yield. In general, if  $P_0$  is invested at interest rate  $k$ , compounded continuously, then the effective annual yield is that number  $i$  satisfying  $P_0(1+i) = P_0e^k$ . Then,  $1+i = e^k$ , or

$$\text{Effective annual yield} = i = e^k - 1.$$

61. An amount is invested at 7.3% per year compounded continuously. What is the effective annual yield?
62. An amount is invested at 8% per year compounded continuously. What is the effective annual yield?
63. The effective annual yield on an investment compounded continuously is 9.42%. At what rate was it invested?
64. The effective annual yield on an investment compounded continuously is 6.61%. At what rate was it invested?
65. To show that the exponential growth rate can be determined using any two points, let

$$y_1 = Ce^{kt_1}, \quad \text{and} \quad y_2 = Ce^{kt_2}.$$

Solve this system of equations for  $k$  to show that  $k$  can be calculated directly, using  $(t_1, y_1)$  and  $(t_2, y_2)$ .

66. Complete the table below, which relates growth rate  $k$  and doubling time  $T$ .

Growth Rate, $k$ (per year)	1%	2%		14%
Doubling Time, $T$ (in years)			15	10

Graph  $T = (\ln 2)/k$ . Is this a linear relationship? Explain.

67. Describe the differences in the graphs of an exponential function and a logistic function.
68. Explain how the Rule of 70 could be useful to someone studying inflation.

69. **Business: total revenue.** The revenue of Red Rocks, Inc., in millions of dollars, is given by the function

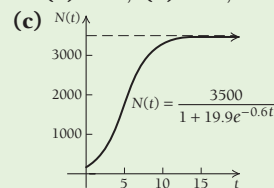
$$R(t) = \frac{4000}{1 + 1999e^{-0.5t}},$$

where  $t$  is measured in years.

- a) What is  $R(0)$ , and what does it represent?
- b) Find  $\lim_{t \rightarrow \infty} R(t)$ . Call this value  $R_{\max}$ , and explain what it means.
- c) Find the value of  $t$  (to the nearest integer) for which  $R(t) = 0.99R_{\max}$ .

## Answers to Quick Checks

1.  $f'(x) = 20e^{4x}$ ;  $f'(x) = 4f(x)$
2.  $N(t) = ce^{kt}$ , where  $c$  is an arbitrary constant
3. (a)  $P(t) = P_0e^{0.04t}$ ; (b) \$104.08; (c) 17.3 yr
4. 0.69% per day
5. (a)  $P(t) = 1.314e^{0.006t}$ ; (b) 1.429 billion; (c) 115.5 yr
6. (a)  $V(t) = 100e^{0.226t}$ , which is almost the same as the growth rate found in Example 7; (b) \$10,131,604, which is quite close to the estimate found in Example 7; (c) 3.07 yr; (d) after 55.8 yr, or in 2025, again about the same as was found in Example 7
7. (a) 167; (b) 500, 1758, 3007, 3449, 3499



- (d) After 16 days, the number of people infected is growing at the rate of about 2.8 people per day. (e) According to the model,  $\lim_{t \rightarrow \infty} N(t) = 3500$ , so virtually all of the town's residents will be affected.

## 3.4

## OBJECTIVES

- Find a function that satisfies  $dP/dt = -kP$ .
- Convert between decay rate and half-life.
- Solve applied problems involving exponential decay.

## Applications: Decay

In the equation of population growth,  $dP/dt = kP$ , the constant  $k$  is actually given by

$$k = (\text{Birth rate}) - (\text{Death rate}).$$

Thus, a population “grows” only when the *birth rate* is greater than the *death rate*. When the birth rate is less than the death rate,  $k$  will be negative, and the population will be decreasing, or “decaying,” at a rate proportional to its size. For convenience in our computations, we will express such a negative value as  $-k$ , where  $k > 0$ . The equation

$$\frac{dP}{dt} = -kP, \quad \text{where } k > 0,$$

shows  $P$  to be *decreasing* as a function of time, and the solution

$$P(t) = P_0 e^{-kt}$$

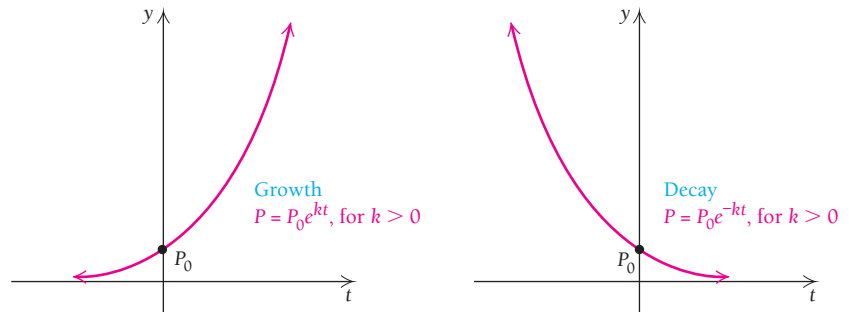
shows it to be decreasing exponentially. This is called **exponential decay**. The amount present initially at  $t = 0$  is again  $P_0$ .

TECHNOLOGY CONNECTION 

## Exploratory

Using the same set of axes, graph  $y_1 = e^{2x}$  and  $y_2 = e^{-2x}$ . Compare the graphs.

Then, using the same set of axes, graph  $y_1 = 100e^{-0.06x}$  and  $y_2 = 100e^{0.06x}$ . Compare each pair of graphs.



## Radioactive Decay

Radioactive elements decay exponentially; that is, they disintegrate at a rate that is proportional to the amount present.

- **EXAMPLE 1** Life Science: Decay. Strontium-90 has a decay rate of 2.8% per year. The rate of change of an amount  $N$  of this radioactive isotope is given by

$$\frac{dN}{dt} = -0.028N.$$

- Find the function that satisfies the equation. Let  $N_0$  represent the amount present at  $t = 0$ .
- Suppose that 1000 grams (g) of strontium-90 is present at  $t = 0$ . How much will remain after 70 yr?
- After how long will half of the 1000 g remain?

## Solution

- $N(t) = N_0 e^{-0.028t}$
- $$N(70) = 1000e^{-0.028(70)}$$

$$= 1000e^{-1.96}$$

$$\approx 1000(0.1408584209)$$

$$\approx 140.8584209.$$

After 70 yr, about 140.9 g of the strontium-90 remains.

**Quick Check 1**

**Life Science: Decay.** Xenon-133 has a decay rate of 14% per day. The rate of change of an amount  $N$  of this radioactive isotope is given by

$$\frac{dN}{dt} = -0.14N.$$

- Find the function that satisfies the equation. Let  $N_0$  represent the amount present at  $t = 0$ .
- Suppose 1000 g of xenon-133 is present at  $t = 0$ . How much will remain after 10 days?
- After how long will half of the 1000 g remain?

- c) We are asking, “At what time  $T$  will  $N(T)$  be half of  $N_0$ , or  $\frac{1}{2} \cdot 1000$ ?” The number  $T$  is called the **half-life**. To find  $T$ , we solve the equation

$$500 = 1000e^{-0.028T}$$

$$\frac{1}{2} = e^{-0.028T}$$

We use 500 because  $500 = \frac{1}{2} \cdot 1000$ .

Dividing both sides by 1000

$$\ln \frac{1}{2} = \ln e^{-0.028T}$$

Taking the natural logarithm of both sides

$$\ln 1 - \ln 2 = -0.028T$$

Using the properties of logarithms

$$0 - \ln 2 = -0.028T$$

$$\frac{-\ln 2}{-0.028} = T$$

Dividing both sides by  $-0.028$

$$\frac{\ln 2}{0.028} = T$$

$$\frac{0.693147}{0.028} \approx T$$

$$25 \approx T.$$

Thus, the half-life of strontium-90 is about 25 yr.

**Quick Check 1**

How can scientists determine that the remains of an animal or plant have lost 30% of the carbon-14? The assumption is that the percentage of carbon-14 in the atmosphere and in living plants and animals is the same. When a plant or animal dies, the amount of carbon-14 decays exponentially. The scientist burns the remains and uses a Geiger counter to determine the percentage of carbon-14 in the smoke. The amount by which this varies from the percentage in the atmosphere indicates how much carbon-14 has been lost through decay.

The process of carbon-14 dating was developed by the American chemist Willard F. Libby in 1952. It is known that the radioactivity of a living plant measures 16 disintegrations per gram per minute. Since the half-life of carbon-14 is 5730 years, a dead plant with an activity of 8 disintegrations per gram per minute is 5730 years old, one with an activity of 4 disintegrations per gram per minute is about 11,500 years old, and so on. Carbon-14 dating can be used to determine the age of organic objects from 30,000 to 40,000 years old. Beyond such an age, it is too difficult to measure the radioactivity, and other methods are used.

We can find a general expression relating the decay rate  $k$  and the half-life  $T$  by solving the equation

$$\frac{1}{2} P_0 = P_0 e^{-kT}$$

$$\frac{1}{2} = e^{-kT}$$

$$\ln \frac{1}{2} = \ln e^{-kT}$$

$$\ln 1 - \ln 2 = -kT$$

$$0 - \ln 2 = -kT$$

$$-\ln 2 = -kT$$

$$\ln 2 = kT.$$

Again, we have the following.

**THEOREM 10**

The decay rate,  $k$ , and the half-life,  $T$ , are related by

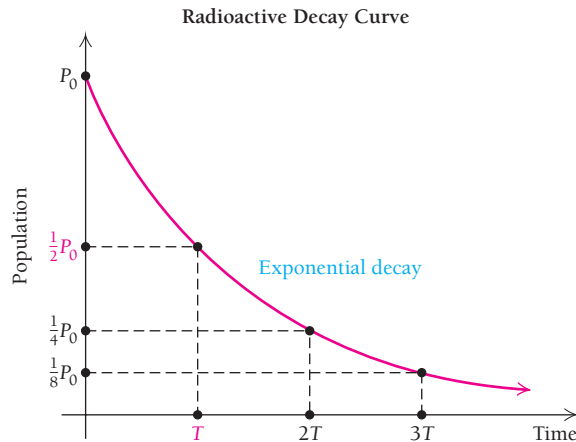
$$kT = \ln 2 = 0.693147,$$

or

$$k = \frac{\ln 2}{T} \quad \text{and} \quad T = \frac{\ln 2}{k}.$$

Thus, the half-life,  $T$ , depends only on the decay rate,  $k$ . In particular, it is independent of the initial population size.

The effect of half-life is shown in the radioactive decay curve below. Note that the exponential function gets close to, but never reaches, 0 as  $t$  gets larger. Thus, in theory, a radioactive substance never completely decays.



**EXAMPLE 2** Life Science: Half-life. Plutonium-239, a common product of a functioning nuclear reactor, can be deadly to people exposed to it. Its decay rate is about 0.0028% per year. What is its half-life?

**Solution** We have

$$\begin{aligned} T &= \frac{\ln 2}{k} \\ &= \frac{\ln 2}{0.000028} && \text{Converting the percentage to decimal notation} \\ &\approx 24,755. \end{aligned}$$

Thus, the half-life of plutonium-239 is about 24,755 yr.

### Quick Check 2

#### Life Science: Half-life.

- The decay rate of cesium-137 is 2.3% per year. What is its half-life?
- The half-life of barium-140 is 13 days. What is its decay rate?

### Quick Check 2



In 1947, a Bedouin youth looking for a stray goat climbed into a cave at Kirbet Qumran on the shores of the Dead Sea near Jericho and came upon earthenware jars containing an incalculable treasure of ancient manuscripts, which concern the Jewish books of the Bible. Shown here are fragments of those so-called Dead Sea Scrolls, a portion of some 600 or so texts found so far. Officials date them before A.D. 70, making them the oldest biblical manuscripts by 1000 years.

**EXAMPLE 3** Life Science: Carbon Dating. The radioactive element carbon-14 has a half-life of 5730 yr. The percentage of carbon-14 present in the remains of plants and animals can be used to determine age. Archaeologists found that the linen wrapping from one of the Dead Sea Scrolls had lost 22.3% of its carbon-14. How old was the linen wrapping?

**Solution** Our plan is to find the exponential equation of the form  $N(t) = N_0 e^{-kt}$ , replace  $N(t)$  with  $(1 - 0.223)N_0$ , and solve for  $t$ . First, however, we must find the decay rate,  $k$ :

$$k = \frac{\ln 2}{T} = \frac{0.693147}{5730} \approx 0.00012097, \quad \text{or} \quad 0.012097\% \text{ per year.}$$

Thus, the amount  $N(t)$  that remains from an initial amount  $N_0$  after  $t$  years is given by:

$$N(t) = N_0 e^{-0.00012097t}. \quad \text{Remember: } k \text{ is positive, so } -k \text{ is negative.}$$

(Note: This equation can be used for all subsequent carbon-dating problems.)



If the linen wrapping of a Dead Sea Scroll lost 22.3% of its carbon-14 from an initial amount  $P_0$ , then  $77.7\% \cdot P_0$  remains. To find the age  $t$  of the wrapping, we solve the following equation for  $t$ :

$$\begin{aligned} 77.7\% N_0 &= N_0 e^{-0.00012097t} \\ 0.777 &= e^{-0.00012097t} \\ \ln 0.777 &= \ln e^{-0.00012097t} \\ \ln 0.777 &= -0.00012097t \\ \frac{\ln 0.777}{-0.00012097} &= t \\ 2086 &\approx t. \end{aligned}$$

### Quick Check 3

#### Life Science: Carbon Dating.

How old is a skeleton found at an archaeological site if tests show that it has lost 60% of its carbon-14?

Thus, the linen wrapping of the Dead Sea Scroll is about 2086 yr old.

### Quick Check 3

## A Business Application: Present Value

A representative of a financial institution is often asked to solve a problem like the following.

**EXAMPLE 4 Business: Present Value.** Following the birth of their granddaughter, two grandparents want to make an initial investment of  $P_0$  that will grow to \$10,000 by the child's 20th birthday. Interest is compounded continuously at 6%. What should the initial investment be?

**Solution** Using the equation  $P = P_0 e^{kt}$ , we find  $P_0$  such that

$$10,000 = P_0 e^{0.06 \cdot 20},$$

or

$$10,000 = P_0 e^{1.2}.$$

Now

$$\frac{10,000}{e^{1.2}} = P_0,$$

or

$$10,000e^{-1.2} = P_0,$$

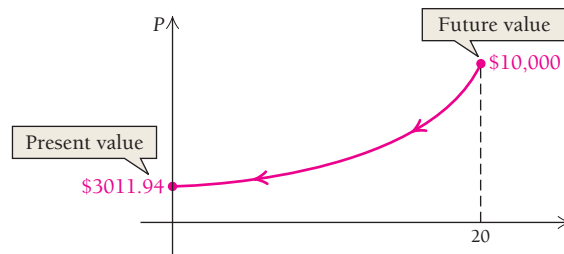
and, using a calculator, we have

$$\begin{aligned} P_0 &= 10,000e^{-1.2} \\ &\approx \$3011.94 \end{aligned}$$

Thus, the grandparents must deposit \$3011.94, which will grow to \$10,000 by the child's 20th birthday.

Economists call \$3011.94 the *present value* of \$10,000 due 20 yr from now at 6%, compounded continuously. The process of computing present value is called **discounting**. Another way to pose this problem is to ask "What must I invest now, at 6%, compounded continuously, in order to have \$10,000 in 20 years?" The answer is \$3011.94, and it is the present value of \$10,000.

Computing present value can be interpreted as exponential decay from the future back to the present.



#### Quick Check 4

##### Business: Present Value.

Repeat Example 4 for an interest rate of 4%.

#### Quick Check 4

In general, the present value  $P_0$  of an amount  $P$  due  $t$  years later is found by solving the following equation for  $P_0$ :

$$P_0 e^{kt} = P$$

$$P_0 = \frac{P}{e^{kt}} = P e^{-kt}.$$

#### THEOREM 11

The present value  $P_0$  of an amount  $P$  due  $t$  years later, at interest rate  $k$ , compounded continuously, is given by

$$P_0 = P e^{-kt}.$$

## Newton's Law of Cooling

Consider the following situation. A hot cup of soup, at a temperature of  $200^\circ$ , is placed in a  $70^\circ$  room.\* The temperature of the soup decreases over time  $t$ , in minutes, according to the model known as **Newton's Law of Cooling**.

### Newton's Law of Cooling

The temperature  $T$  of a cooling object drops at a rate that is proportional to the difference  $T - C$ , where  $C$  is the constant temperature of the surrounding medium. Thus,

$$\frac{dT}{dt} = -k(T - C). \quad (1)$$

The function that satisfies equation (1) is

$$T = T(t) = a e^{-kt} + C. \quad (2)$$

To check that  $T(t) = a e^{-kt} + C$  is the solution, find  $dT/dt$  and substitute  $dT/dt$  and  $T(t)$  into equation (1). This check is left to the student.

\*Assume throughout this section that all temperatures are in degrees Fahrenheit unless noted otherwise.

**EXAMPLE 5** **Life Science: Scalding Coffee.** McDivett's Pie Shoppes, a national restaurant firm, finds that the temperature of its freshly brewed coffee is  $130^\circ$ . The company fears that if customers spill hot coffee on themselves, lawsuits might result. Room temperature in the restaurants is generally  $72^\circ$ . The temperature of the coffee cools to  $120^\circ$  after 4.3 min. The company determines that it is safer to serve the coffee at a temperature of  $105^\circ$ . How long does it take a cup of coffee to cool to  $105^\circ$ ?

**Solution** Note that  $C$ , the surrounding air temperature, is  $72^\circ$ . To find the value of  $a$  in equation (2) for Newton's Law of Cooling, we observe that at  $t = 0$ , we have  $T(0) = 130^\circ$ . We solve for  $a$  as follows:

$$130 = ae^{-k \cdot 0} + 72$$

$$130 = a + 72$$

$$58 = a. \quad \text{Note that } a = 130 - 72, \text{ the difference between the original temperatures.}$$

Next, we find  $k$  using the fact that  $T(4.3) = 120$ :

$$120 = 58e^{-k(4.3)} + 72$$

$$48 = 58e^{-4.3k}$$

$$\frac{48}{58} = e^{-4.3k}$$

$$\ln \frac{48}{58} = \ln e^{-4.3k}$$

$$-0.1892420 \approx -4.3k$$

$$k \approx 0.044.$$

We now have  $T(t) = 58e^{-0.044t}$ . To see how long it will take the coffee to cool to  $105^\circ$ , we set  $T(t) = 105$  and solve for  $t$ :

$$105 = 58e^{-0.044t} + 72$$

$$33 = 58e^{-0.044t}$$

$$\frac{33}{58} = e^{-0.044t}$$

$$\ln \frac{33}{58} = \ln e^{-0.044t}$$

$$-0.5639354 \approx -0.044t$$

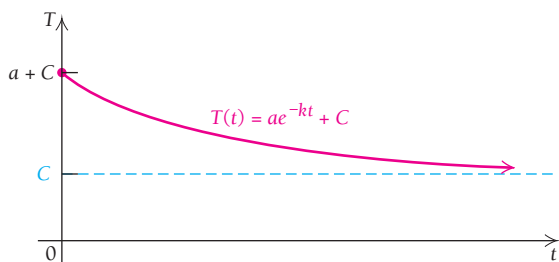
$$t \approx 12.8 \text{ min.}$$

Thus, to cool to  $105^\circ$ , the coffee should be allowed to cool for about 13 min.

### Quick Check 5

**Life Science: Scalding Coffee.** Repeat Example 5, but assume that the coffee is sold in an ice cream shop, where the room temperature is  $70^\circ$ , and it cools to a temperature of  $120^\circ$  in 4 min.

### Quick Check 5



The graph of  $T(t) = ae^{-kt} + C$  shows that  $\lim_{t \rightarrow \infty} T(t) = C$ . The temperature of the object decreases toward the temperature of the surrounding medium.

Mathematically, this model tells us that the object's temperature never quite reaches  $C$ . In practice, the temperature of the cooling object will get so close to that of the surrounding medium that no device could detect a difference. Let's now see how Newton's Law of Cooling can be used in solving a crime.

**EXAMPLE 6** Forensics: When Was the Murder Committed? Found stabbed by a collection of number 2 pencils, Prof. Cal Kulice's body was slumped over a stack of exams with plenty of red marks on them. A coroner arrives at noon, immediately takes the temperature of the body, and finds it to be  $94.6^\circ$ . She waits 1 hr, takes the temperature again, and finds it to be  $93.4^\circ$ . She also notes that the temperature of the room is  $70^\circ$ . When was the murder committed?

**Solution** Note that  $C$ , the surrounding air temperature, is  $70^\circ$ . To find  $a$  in  $T(t) = ae^{-kt} + C$ , we assume that the temperature of the body was normal when the murder occurred. Thus,  $T = 98.6^\circ$  at  $t = 0$ :

$$\begin{aligned} 98.6 &= ae^{-k \cdot 0} + 70, \\ a &= 28.6. \end{aligned}$$

This gives  $T(t) = 28.6e^{-kt} + 70$ .

To find the number of hours  $N$  since the murder was committed, we must first determine  $k$ . From the two temperature readings the coroner made, we have

$$94.6 = 28.6e^{-kN} + 70, \quad \text{or} \quad 24.6 = 28.6e^{-kN}; \quad (3)$$

$$93.4 = 28.6e^{-k(N+1)} + 70, \quad \text{or} \quad 23.4 = 28.6e^{-k(N+1)}. \quad (4)$$

Dividing equation (3) by equation (4), we get

$$\begin{aligned} \frac{24.6}{23.4} &= \frac{28.6e^{-kN}}{28.6e^{-k(N+1)}} \\ &= e^{-kN+k(N+1)} \\ &= e^{-kN+kN+k} = e^k. \end{aligned}$$

We solve this equation for  $k$ :

$$\begin{aligned} \ln \frac{24.6}{23.4} &= \ln e^k && \text{Taking the natural logarithm on both sides} \\ 0.05 &\approx k. \end{aligned}$$

Next, we substitute back into equation (3) and solve for  $N$ :

$$\begin{aligned} 24.6 &= 28.6e^{-0.05N} \\ \frac{24.6}{28.6} &= e^{-0.05N} \\ \ln \frac{24.6}{28.6} &= \ln e^{-0.05N} \\ -0.150660 &\approx -0.05N \\ 3 &\approx N. \end{aligned}$$

Since the coroner arrived at noon, or 12 o'clock, the murder occurred at about 9:00 A.M.

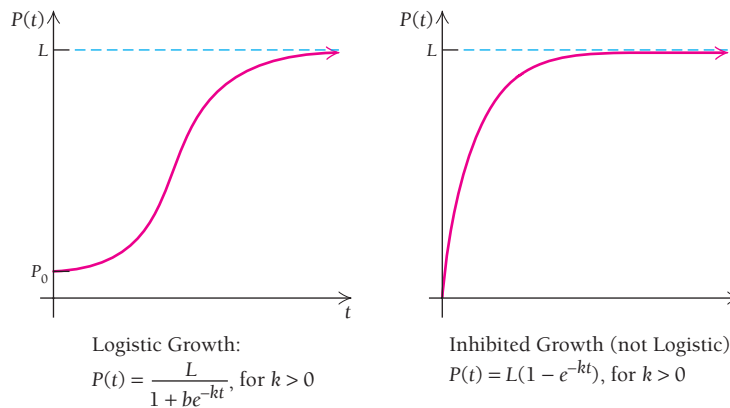
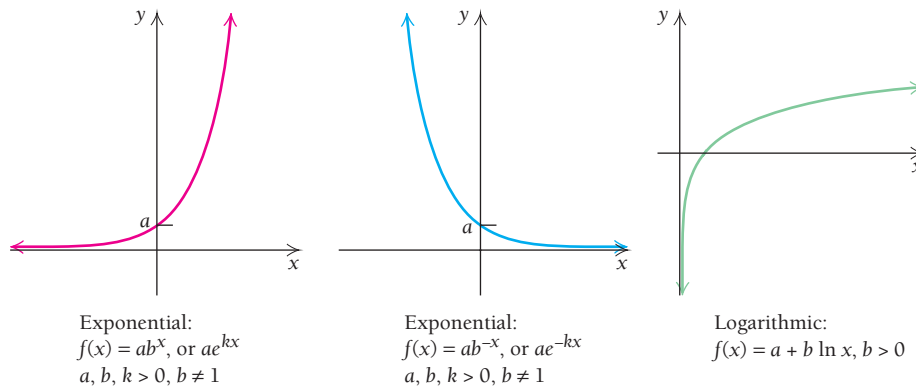
### Quick Check 6

**Forensics.** Repeat Example 6, assuming that the coroner arrives at 2 A.M., immediately takes the temperature of the body, and finds it to be  $92.8^\circ$ . She waits 1 hr, takes the temperature again, and finds it to be  $90.6^\circ$ . She also notes that the temperature of the room is  $72^\circ$ . When was the murder committed?

### Quick Check 6

## Section Summary

- Several types of functions are additional candidates for curve fitting and applications:



When we analyze a set of data, we can consider these models, as well as linear, quadratic, polynomial, and rational functions.

### EXERCISE SET

## 3.4

### APPLICATIONS

#### Life and Physical Sciences

- Radioactive decay.** Iodine-131 has a decay rate of 9.6% per day. The rate of change of an amount  $N$  of iodine-131 is given by

$$\frac{dN}{dt} = -0.096N,$$

where  $t$  is the number of days since the decay began.

- Let  $N_0$  represent the amount of iodine-131 present at  $t = 0$ . Find the exponential function that models the situation.
- Suppose that 500 g of iodine-131 is present at  $t = 0$ . How much will remain after 4 days?
- After how many days will half of the 500 g of iodine-131 remain?

- Radioactive decay.** Carbon-14 has a decay rate of 0.012097% per year. The rate of change of an amount  $N$  of carbon-14 is given by

$$\frac{dN}{dt} = -0.00012097N,$$

where  $t$  is the number of years since the decay began.

- Let  $N_0$  represent the amount of carbon-14 present at  $t = 0$ . Find the exponential function that models the situation.
- Suppose 200 g of carbon-14 is present at  $t = 0$ . How much will remain after 800 yr?
- After how many years will half of the 200 g of carbon-14 remain?

3. **Chemistry.** Substance  $A$  decomposes at a rate proportional to the amount of  $A$  present.
  - a) Write an equation relating  $A$  to the amount left of an initial amount  $A_0$  after time  $t$ .
  - b) It is found that 10 lb of  $A$  will reduce to 5 lb in 3.3 hr. After how long will there be only 1 lb left?
4. **Chemistry.** Substance  $A$  decomposes at a rate proportional to the amount of  $A$  present.
  - a) Write an equation relating  $A$  to the amount left of an initial amount  $A_0$  after time  $t$ .
  - b) It is found that 8 g of  $A$  will reduce to 4 g in 3 hr. After how long will there be only 1 g left?

**Radioactive decay.** For Exercises 5–8, complete the following.

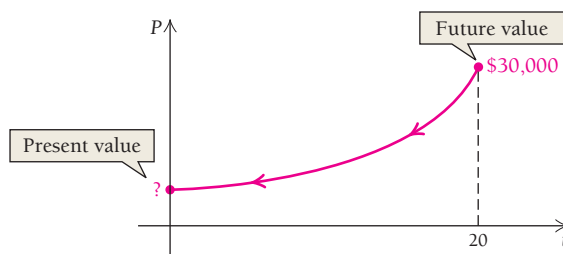
- | Radioactive Substance | Decay Rate, $k$ | Half-life, $T$ |
|-----------------------|-----------------|----------------|
| 5. Polonium-218       |                 | 3 min          |
| 6. Radium-226         |                 | 1600 yr        |
| 7. Lead-210           | 3.15%/yr        |                |
| 8. Strontium-90       | 2.77%/yr        |                |
9. **Half-life.** Of an initial amount of 1000 g of lead-210, how much will remain after 100 yr? See Exercise 7 for the value of  $k$ .
  10. **Half-life.** Of an initial amount of 1000 g of polonium-218, how much will remain after 20 min? See Exercise 5 for the value of  $k$ .
  11. **Carbon dating.** How old is an ivory tusk that has lost 40% of its carbon-14?
  12. **Carbon dating.** How old is a piece of wood that has lost 90% of its carbon-14?
  13. **Cancer treatment.** Iodine-125 is often used to treat cancer and has a half-life of 60.1 days. In a sample, the amount of iodine-125 decreased by 25% while in storage. How long was the sample sitting on the shelf?
  14. **Carbon dating.** How old is a Chinese artifact that has lost 60% of its carbon-14?
  15. **Carbon dating.** Recently, while digging in Chaco Canyon, New Mexico, archaeologists found corn pollen that had lost 38.1% of its carbon-14. The age of this corn pollen was evidence that Indians had been cultivating crops in the Southwest centuries earlier than scientists had thought. (*Source: American Anthropologist.*) What was the age of the pollen?



Chaco Canyon, New Mexico

### Business and Economics

16. **Present value.** Following the birth of a child, a parent wants to make an initial investment  $P_0$  that will grow to \$30,000 by the child's 20th birthday. Interest is compounded continuously at 6%. What should the initial investment be?



17. **Present value.** Following the birth of a child, a parent wants to make an initial investment  $P_0$  that will grow to \$40,000 by the child's 20th birthday. Interest is compounded continuously at 5.3%. What should the initial investment be?
18. **Present value.** A homeowner wants to have \$15,000 available in 5 yr to pay for new siding. Interest is 4.3%, compounded continuously. How much money should be invested?
19. **Sports salaries.** An athlete signs a contract that guarantees a \$9-million salary 6 yr from now. Assuming that money can be invested at 5.7%, with interest compounded continuously, what is the present value of that year's salary?
20. **Actors' salaries.** An actor signs a film contract that will pay \$12 million when the film is completed 3 yr from now. Assuming that money can be invested at 6.2%, with interest compounded continuously, what is the present value of that payment?
21. **Estate planning.** A person has a trust fund that will yield \$80,000 in 13 yr. A CPA is preparing a financial statement for this client and wants to take into account the present value of the trust fund in computing the client's net worth. Interest is compounded continuously at 4.8%. What is the present value of the trust fund?
22. **Supply and demand.** The supply and demand for stereos produced by a sound company are given by


$$S(x) = \ln x \quad \text{and} \quad D(x) = \ln \frac{163,000}{x},$$

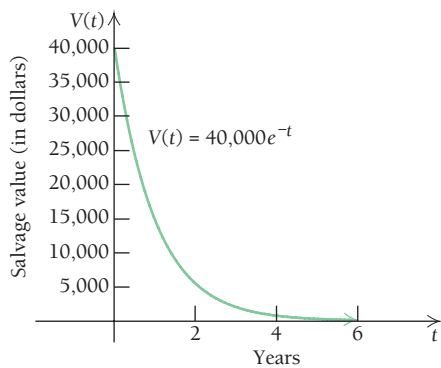
where  $S(x)$  is the number of stereos that the company is willing to sell at price  $x$  and  $D(x)$  is the quantity that the public is willing to buy at price  $x$ . Find the equilibrium point. (See Section R.5.)


23. **Salvage value.** A business estimates that the salvage value  $V(t)$ , in dollars, of a piece of machinery after  $t$  years is given by

$$V(t) = 40,000e^{-t}.$$

- a) What did the machinery cost initially?
- b) What is the salvage value after 2 yr?


-  c) Find the rate of change of the salvage value, and explain its meaning.



-  24. **Salvage value.** A company tracks the value of a particular photocopier over a period of years. The data in the table below show the value of the copier at time  $t$ , in years, after the date of purchase.

Time, $t$ (in years)	Salvage Value
0	\$34,000
1	22,791
2	15,277
3	10,241
4	6,865
5	4,600
6	3,084

(Source: International Data Corporation.)

- a) Use REGRESSION to fit an exponential function  $y = a \cdot b^x$  to the data. Then convert that formula to  $V(t) = V_0 e^{-kt}$ , where  $V_0$  is the value when the copier is purchased and  $t$  is the time, in years, from the date of purchase. (See the Technology Connection on p. 341.)
- b) Estimate the salvage value of the copier after 7 yr; 10 yr.
- c) After what amount of time will the salvage value be \$1000?
- d) After how long will the copier be worth half of its original value?
-  e) Find the rate of change of the salvage value, and interpret its meaning.

25. **Actuarial science.** An actuary works for an insurance company and calculates insurance premiums. Given an actual mortality rate (probability of death) for a given age, actuaries sometimes need to project future expected mortality rates of people of that age. An example of a formula that is used to project future mortality rates is

$$Q(t) = (Q_0 - 0.00055)e^{0.163t} + 0.00055,$$

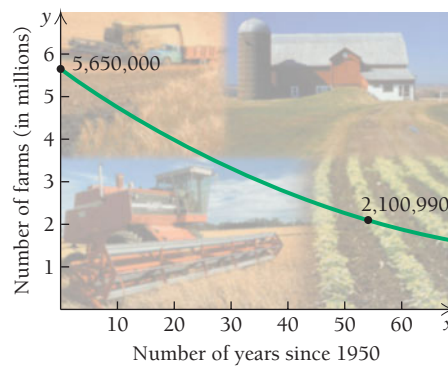
where  $t$  is the number of years into the future and  $Q_0$  is the mortality rate when  $t = 0$ .

- a) Suppose the initial actual mortality rate of a group of females aged 25 is 0.014 (14 deaths per 1000). What is the future expected mortality rate of this group of females 3, 5, and 10 yr in the future?
- b) Sketch the graph of the mortality function  $Q(t)$  for the group in part (a) for  $0 \leq t \leq 10$ .

26. **Actuarial science.** Use the formula from Exercise 25.

- a) Suppose the initial actual mortality rate of a group of males aged 25 is 0.023 (23 deaths per 1000). What is the future expected mortality rate of this group of males 3, 5, and 10 yr in the future?
- b) Sketch the graph of the mortality function  $Q(t)$  for the group in part (a) for  $0 \leq t \leq 10$ .
- c) What is the ratio of the mortality rate for 25-year-old males 10 yr in the future to that for 25-year-old females 10 yr in the future (Exercise 25a)?


27. **U.S. farms.** The number  $N$  of farms in the United States has declined continually since 1950. In 1950, there were 5,650,000 farms, and in 2005, that number had decreased to 2,100,990. (Sources: U.S. Department of Agriculture; National Agricultural Statistics Service.)




Assuming the number of farms decreased according to the exponential decay model:

- a) Find the value of  $k$ , and write an exponential function that describes the number of farms after time  $t$ , where  $t$  is the number of years since 1950.
- b) Estimate the number of farms in 2009 and in 2015.
- c) At this decay rate, when will only 1,000,000 farms remain?

### Social Sciences

-  28. **Forgetting.** In an art history class, students took a final exam. They were subsequently retested with an equivalent test at monthly intervals. Their average retest scores  $t$  months later are given in the following table.

Time, $t$ (in months)	Score, $y$
1	84.9%
2	84.6%
3	84.4%
4	84.2%
5	84.1%
6	83.9%

- a) Use REGRESSION to fit a logarithmic function  $y = a + b \ln x$  to the data.
- b) Use the function to predict the average test score after 8 months, 10 months, 24 months, and 36 months.
- c) After how long will the test scores fall below 82%?
-  d) Find the rate of change of the scores, and interpret its meaning.

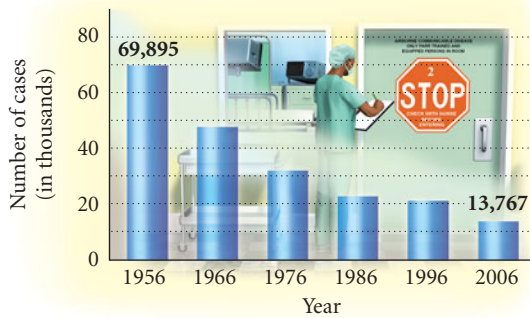
29. **Decline in beef consumption.** The annual consumption of beef per person was about 64.6 lb in 2000 and about 61.2 lb in 2008. Assuming that  $B(t)$ , the annual beef consumption  $t$  years after 2000, is decreasing according to the exponential decay model:
- Find the value of  $k$ , and write the equation.
  - Estimate the consumption of beef in 2015.
  - In what year (theoretically) will the consumption of beef be 20 lb per person?
30. **Population decrease of Russia.** The population of Russia dropped from 150 million in 1995 to 140 million in 2009. (Source: CIA—*The World Factbook*.) Assume that  $P(t)$ , the population, in millions,  $t$  years after 1995, is decreasing according to the exponential decay model.
- Find the value of  $k$ , and write the equation.
  - Estimate the population of Russia in 2016.
  - When will the population of Russia be 100 million?
31. **Population decrease of Ukraine.** The population of Ukraine dropped from 51.9 million in 1995 to 45.7 million in 2009. (Source: CIA—*The World Factbook*.) Assume that  $P(t)$ , the population, in millions,  $t$  years after 1995, is decreasing according to the exponential decay model.
- Find the value of  $k$ , and write the equation.
  - Estimate the population of Ukraine in 2015.
  - After how many years will the population of Ukraine be 1 million, according to this model?

### Life and Natural Sciences

32. **Cooling.** After warming the water in a hot tub to  $100^\circ$ , the heating element fails. The surrounding air temperature is  $40^\circ$ , and in 5 min the water temperature drops to  $95^\circ$ .
- Find the value of the constant  $a$  in Newton's Law of Cooling.
  - Find the value of the constant  $k$ . Round to five decimal places.
  - What is the water temperature after 10 min?
  - How long does it take the water to cool to  $41^\circ$ ?
  - Find the rate of change of the water temperature, and interpret its meaning.
33. **Cooling.** The temperature in a whirlpool bath is  $102^\circ$ , and the room temperature is  $75^\circ$ . The water cools to  $90^\circ$  in 10 min.
- Find the value of the constant  $a$  in Newton's Law of Cooling.
  - Find the value of the constant  $k$ . Round to five decimal places.
  - What is the water temperature after 20 min?
  - How long does it take the water to cool to  $80^\circ$ ?
  - Find the rate of change of the water temperature, and interpret its meaning.
34. **Forensics.** A coroner arrives at a murder scene at 2 A.M. He takes the temperature of the body and finds it to be  $61.6^\circ$ . He waits 1 hr, takes the temperature again, and finds it to be  $57.2^\circ$ . The body is in a meat freezer, where the temperature is  $10^\circ$ . When was the murder committed?
35. **Forensics.** A coroner arrives at a murder scene at 11 P.M. She finds the temperature of the body to be  $85.9^\circ$ . She waits 1 hr, takes the temperature again, and finds it to be  $83.4^\circ$ . She notes that the room temperature is  $60^\circ$ . When was the murder committed?
36. **Prisoner-of-war protest.** The initial weight of a prisoner of war is 140 lb. To protest the conditions of her imprisonment, she begins a fast. Her weight  $t$  days after her last meal is approximated by
- $$W = 140e^{-0.009t}.$$
- How much does the prisoner weigh after 25 days?
  - At what rate is the prisoner's weight changing after 25 days?
37. **Political protest.** A monk weighing 170 lb begins a fast to protest a war. His weight after  $t$  days is given by
- $$W = 170e^{-0.008t}.$$
- When the war ends 20 days later, how much does the monk weigh?
  - At what rate is the monk losing weight after 20 days (before any food is consumed)?
38. **Atmospheric pressure.** Atmospheric pressure  $P$  at altitude  $a$  is given by
- $$P = P_0e^{-0.00005a},$$
- where  $P_0$  is the pressure at sea level. Assume that  $P_0 = 14.7 \text{ lb/in}^2$  (pounds per square inch).
- Find the pressure at an altitude of 1000 ft.
  - Find the pressure at an altitude of 20,000 ft.
  - At what altitude is the pressure  $14.7 \text{ lb/in}^2$ ?
  - Find the rate of change of the pressure, and interpret its meaning.
39. **Satellite power.** The power supply of a satellite is a radioisotope (radioactive substance). The power output  $P$ , in watts ( $W$ ), decreases at a rate proportional to the amount present;  $P$  is given by
- $$P = 50e^{-0.004t},$$
- where  $t$  is the time, in days.
- How much power will be available after 375 days?
  - What is the half-life of the power supply?
  - The satellite's equipment cannot operate on fewer than 10 W of power. How long can the satellite stay in operation?
  - How much power did the satellite have to begin with?
  - Find the rate of change of the power output, and interpret its meaning.
40. **Cases of tuberculosis.** The number of cases  $N$  of tuberculosis in the United States has decreased continually since 1956, as shown in the following graph. In 1956 ( $t = 0$ ), there were 69,895 cases. By 2006 ( $t = 50$ ), this number had decreased by over 80%, to 13,767 cases.



CASES OF TUBERCULOSIS IN THE UNITED STATES



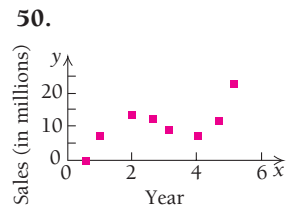
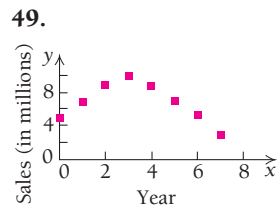
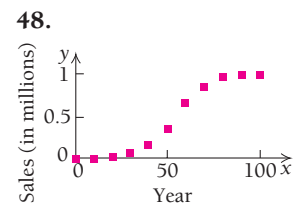
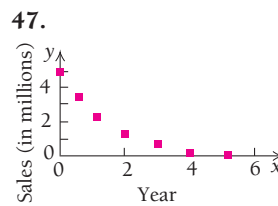
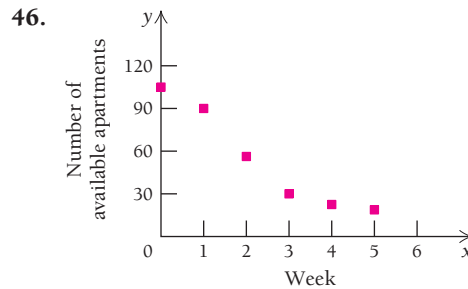
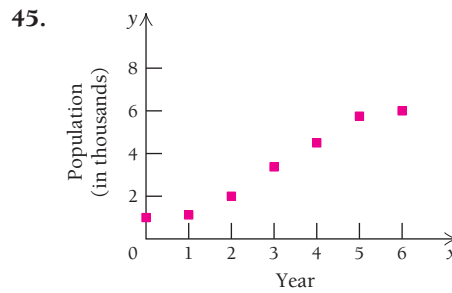
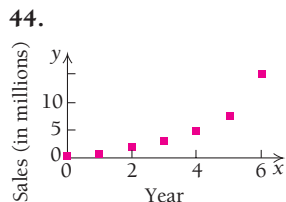
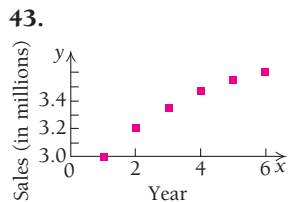
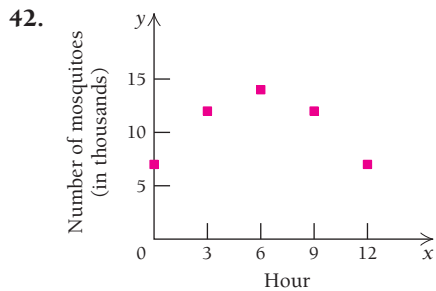
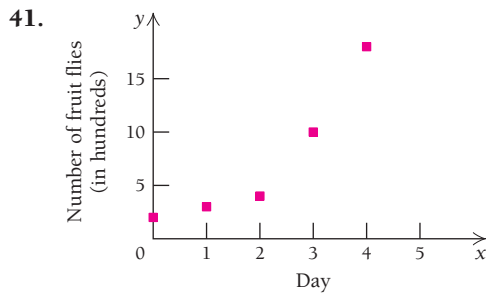
(Source: Centers for Disease Control and Prevention.)

- Find the value of  $k$ , and write an exponential function that describes the number of tuberculosis cases after time  $t$ , where  $t$  is the number of years since 1956.
- Estimate the number of cases in 2012 and in 2020.
- At this decay rate, in what year will there be 5000 cases?

Modeling

For each of the scatterplots in Exercises 41–50, determine which, if any, of these functions might be used as a model for the data:

- Quadratic:  $f(x) = ax^2 + bx + c$
- Polynomial, not quadratic
- Exponential:  $f(x) = ae^{kx}$ ,  $k > 0$
- Exponential:  $f(x) = ae^{-kx}$ ,  $k > 0$
- Logarithmic:  $f(x) = a + b \ln x$
- Logistic:  $f(x) = \frac{a}{1 + be^{-kx}}$



SYNTHESIS

51. **Economics: supply and demand.** The demand,  $D(x)$ , and supply,  $S(x)$ , functions for a certain type of multi-purpose printer are as follows:

$$D(x) = q = 480e^{-0.003x}$$

and

$$S(x) = q = 150e^{0.004x}.$$

Find the equilibrium point. Assume that  $x$  is the price in dollars.

**The Beer–Lambert Law.** A beam of light enters a medium such as water or smoky air with initial intensity  $I_0$ . Its intensity is decreased depending on the thickness (or concentration) of the medium. The intensity  $I$  at a depth (or concentration) of  $x$  units is given by

$$I = I_0e^{-\mu x}.$$

The constant  $\mu$  (“mu”), called the coefficient of absorption, varies with the medium. Use this law for Exercises 52 and 53.

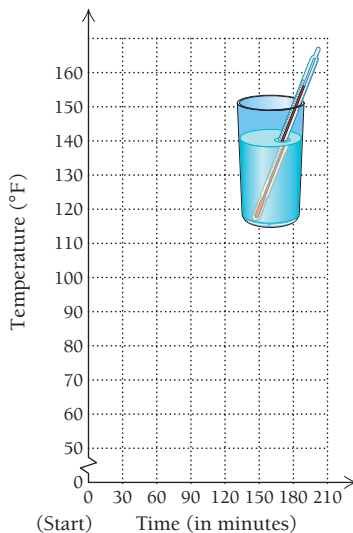
52. **Light through smog.** Concentrations of particulates in the air due to pollution reduce sunlight. In a smoggy area,  $\mu = 0.01$  and  $x$  is the concentration of particulates measured in micrograms per cubic meter ( $\text{mcg}/\text{m}^3$ ).

What change is more significant—dropping pollution levels from  $100 \text{ mcg/m}^3$  to  $90 \text{ mcg/m}^3$  or dropping them from  $60 \text{ mcg/m}^3$  to  $50 \text{ mcg/m}^3$ ? Why?

53. **Light through sea water.** Sea water has  $\mu = 1.4$  and  $x$  is measured in meters. What would increase cloudiness more—dropping  $x$  from 2 m to 5 m or dropping  $x$  from 7 m to 10 m? Explain.



54. **Newton's Law of Cooling.** Consider the following exploratory situation. Fill a glass with hot tap water. Place a thermometer in the glass and measure the temperature. Check the temperature every 30 min thereafter. Plot your data on this graph, and connect the points with a smooth curve.



- a) What was the temperature of the water when you began?  
 b) At what temperature does there seem to be a leveling off of the graph?  
 c) What is the difference between your answers to parts (a) and (b)?  
 d) How does the water temperature in part (b) compare with the room temperature?  
 e) Find an equation that fits the data. Use this equation to check values of other data points. How do they compare?  
 f) Is it ever “theoretically” possible for the temperature of the water to be the same as the room temperature? Explain.  
 g) Find the rate of change of the temperature, and interpret its meaning.
55. An interest rate decreases from 8% to 7.2%. Explain why this increases the present value of an amount due 10 yr later.

**Answers to Quick Checks**

1. (a)  $N(t) = N_0 e^{-0.14t}$ ; (b) 246.6 g; (c) 4.95 days  
 2. (a) 30.1 yr; (b) 5.3% per day 3. 7574 yr  
 4. \$4493.29 5. 11.7 min 6.  $N = 2.2$  hr, so the murder was committed 2 hr and 12 min before the coroner arrived, at about 11:48 P.M. on the previous day.

## 3.5

The Derivatives of  $a^x$  and  $\log_a x$ 

## OBJECTIVES

- Differentiate functions involving  $a^x$ .
- Differentiate functions involving  $\log_a x$ .

The Derivative of  $a^x$ 

To find the derivative of  $a^x$ , for any base  $a$ , we first express  $a^x$  as a power of  $e$ . To do this, we recall that  $\log_b x$  is the power to which  $b$  is raised in order to get  $x$ . Thus,

$$b^{\log_b x} = x.$$

In particular, it follows that

$$e^{\log_e A} = A, \quad \text{or } e^{\ln A} = A.$$

If we replace  $A$  with  $a^x$ , we have

$$e^{\ln a^x} = a^x, \quad \text{or } a^x = e^{\ln a^x}. \quad (1)$$

To find the derivative of  $a^x$ , we differentiate both sides:

$$\begin{aligned} \frac{d}{dx} a^x &= \frac{d}{dx} e^{\ln a^x} \\ &= \frac{d}{dx} e^{x \ln a} && \text{Using a property of logarithms} \\ &= \frac{d}{dx} e^{(\ln a)x} \\ &= e^{(\ln a)x} \cdot \ln a && \text{Differentiating } e^{kx} \text{ with respect to } x \\ &= e^{\ln a^x} \cdot \ln a && \text{Using a property of logarithms} \\ &= a^x \cdot \ln a. && \text{Using equation (1)} \end{aligned}$$

Thus, we have the following theorem.

## THEOREM 12

$$\frac{d}{dx} a^x = (\ln a)a^x$$

■ **EXAMPLE 1** Differentiate: **a)**  $y = 2^x$ ; **b)**  $y = (1.4)^x$ ; **c)**  $f(x) = 3^{2x}$ .

## Solution

$$\text{a) } \frac{d}{dx} 2^x = (\ln 2)2^x \quad \text{Using Theorem 12}$$

Note that  $\ln 2 \approx 0.7$ , so this equation verifies our earlier approximation of the derivative of  $2^x$  as  $(0.7)2^x$  in Section 3.1.

$$\text{b) } \frac{d}{dx} (1.4)^x = (\ln 1.4)(1.4)^x$$

c) Since  $f(x) = 3^{2x}$  is of the form  $f(x) = 3^{g(x)}$ , the Chain Rule applies:

$$\begin{aligned} f'(x) &= (\ln 3)3^{2x} \cdot \frac{d}{dx} (2x) \\ &= \ln 3 \cdot 3^{2x} \cdot 2 = 2 \ln 3 \cdot 3^{2x}. \end{aligned}$$

## Quick Check 1

Differentiate:

- a)  $y = 5^x$ ;
- b)  $f(x) = 4^x$ ;
- c)  $y = (4.3)^x$ .

## Quick Check 1

Compare these formulas:

$$\frac{d}{dx} a^x = (\ln a)a^x \quad \text{and} \quad \frac{d}{dx} e^x = e^x.$$

The simplicity of the latter formula is a reason for the use of base  $e$  in calculus. The many applications of  $e$  in natural phenomena provide additional reasons.

One other result also follows from what we have done. If

$$f(x) = a^x,$$

we now know that

$$f'(x) = a^x(\ln a).$$

Alternatively, in Section 3.1, we showed that if  $f(x) = a^x$ , then

$$f'(x) = a^x \cdot \lim_{h \rightarrow 0} \frac{a^h - 1}{h}.$$

Thus,

$$a^x(\ln a) = a^x \cdot \lim_{h \rightarrow 0} \frac{a^h - 1}{h}.$$

Dividing both sides by  $a^x$ , we have the following.

### THEOREM 13

$$\ln a = \lim_{h \rightarrow 0} \frac{a^h - 1}{h}$$

## The Derivative of $\log_a x$

Just as the derivative of  $a^x$  is expressed in terms of  $\ln a$ , so too is the derivative of  $\log_a x$ . To find this derivative, we first express  $\log_a x$  in terms of  $\ln a$  using the change-of-base formula (P7 of Theorem 3) from Section 3.2:

$$\begin{aligned} \frac{d}{dx} \log_a x &= \frac{d}{dx} \left( \frac{\log_e x}{\log_e a} \right) && \text{Using the change-of-base formula} \\ &= \frac{d}{dx} \left( \frac{\ln x}{\ln a} \right) \\ &= \frac{1}{\ln a} \cdot \frac{d}{dx} (\ln x) && \frac{1}{\ln a} \text{ is a constant.} \\ &= \frac{1}{\ln a} \cdot \frac{1}{x}. \end{aligned}$$

### THEOREM 14

$$\frac{d}{dx} \log_a x = \frac{1}{\ln a} \cdot \frac{1}{x}$$

Comparing this equation with

$$\frac{d}{dx} \ln x = \frac{1}{x},$$

we see another reason for the use of base  $e$  in calculus: we avoid obtaining the constant  $1/(\ln a)$  when taking the derivative.

- EXAMPLE 2** Differentiate: **a)**  $y = \log_8 x$ ; **b)**  $y = \log x$ ;  
**c)**  $f(x) = \log_3(x^2 + 1)$ ; **d)**  $f(x) = x^3 \log_5 x$ .

**Solution**

$$\text{a) } \frac{d}{dx} \log_8 x = \frac{1}{\ln 8} \cdot \frac{1}{x} \quad \text{Using Theorem 14}$$

$$\begin{aligned} \text{b) } \frac{d}{dx} \log x &= \log_{10} x \quad \text{log } x \text{ means } \log_{10} x. \\ &= \frac{1}{\ln 10} \cdot \frac{1}{x} \end{aligned}$$

- c)** Note that  $f(x) = \log_3(x^2 + 1)$  is of the form  $f(x) = \log_3(g(x))$ , so the Chain Rule is required:

$$\begin{aligned} f'(x) &= \frac{1}{\ln 3} \cdot \frac{1}{x^2 + 1} \cdot \frac{d}{dx}(x^2 + 1) \quad \text{Using the Chain Rule} \\ &= \frac{1}{\ln 3} \cdot \frac{1}{x^2 + 1} \cdot 2x \\ &= \frac{2x}{(\ln 3)(x^2 + 1)}. \end{aligned}$$

- d)** Since  $f(x) = x^3 \log_5 x$  is of the form  $f(x) = g(x) \cdot h(x)$ , the Product Rule is applied:

$$\begin{aligned} f'(x) &= x^3 \cdot \frac{d}{dx} \log_5 x + \log_5 x \cdot 3x^2 \quad \text{Using the Product Rule} \\ &= x^3 \cdot \frac{1}{\ln 5} \cdot \frac{1}{x} + \log_5 x \cdot 3x^2 \\ &= \frac{x^2}{\ln 5} + 3x^2 \log_5 x, \quad \text{or } x^2 \left( \frac{1}{\ln 5} + 3 \log_5 x \right). \end{aligned}$$

**Quick Check 2****TECHNOLOGY CONNECTION** **Exploratory**

Using the nDeriv feature, check the results of Examples 1 and 2 graphically. Then differentiate  $y = \log_2 x$ , and check the result with your calculator.

**Quick Check 2**

Differentiate:

- a)**  $y = \log_2 x$ ;  
**b)**  $f(x) = -7 \log x$ ;  
**c)**  $g(x) = x^6 \log x$ ;  
**d)**  $y = \log_8(x^3 - 7)$ .

## Section Summary

- The following rules apply when we differentiate exponential and logarithmic functions whose bases are positive but not the number  $e$ :

$$\frac{d}{dx} a^x = (\ln a)a^x, \quad \text{and} \quad \frac{d}{dx} \log_a x = \frac{1}{\ln a} \cdot \frac{1}{x}.$$

### EXERCISE SET 3.5

Differentiate.

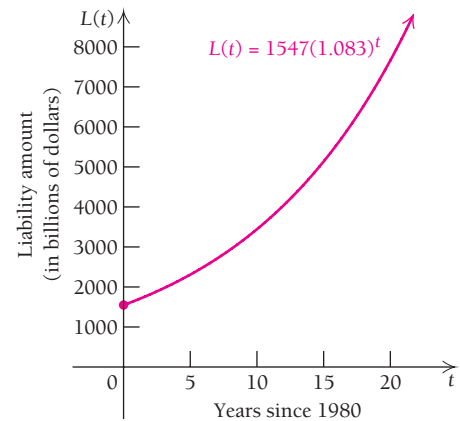
- |                        |                        |                        |                        |
|------------------------|------------------------|------------------------|------------------------|
| 1. $y = 7^x$           | 2. $y = 6^x$           | 7. $y = 7^{x^2+2}$     | 8. $y = 4^{x^2+5}$     |
| 3. $f(x) = 8^x$        | 4. $f(x) = 15^x$       | 9. $y = e^{8x}$        | 10. $y = e^{x^2}$      |
| 5. $g(x) = x^3(5.4)^x$ | 6. $g(x) = x^5(3.7)^x$ | 11. $f(x) = 3^{x^2+1}$ | 12. $f(x) = 12^{7x-4}$ |

- 13.  $y = \log_4 x$
- 14.  $y = \log_8 x$
- 15.  $y = \log_{17} x$
- 16.  $y = \log_{23} x$
- 17.  $g(x) = \log_6 (5x + 1)$
- 18.  $g(x) = \log_{32} (9x - 2)$
- 19.  $F(x) = \log (6x - 7)$
- 20.  $G(x) = \log (5x + 4)$
- 21.  $y = \log_8 (x^3 + x)$
- 22.  $y = \log_9 (x^4 - x)$
- 23.  $f(x) = 4 \log_7 (\sqrt{x} - 2)$
- 24.  $g(x) = -\log_6 (\sqrt[3]{x} + 5)$
- 25.  $y = 6^x \cdot \log_7 x$
- 26.  $y = 5^x \cdot \log_2 x$
- 27.  $G(x) = (\log_{12} x)^5$
- 28.  $F(x) = (\log_9 x)^7$
- 29.  $g(x) = \frac{7^x}{4x + 1}$
- 30.  $f(x) = \frac{6^x}{5x - 1}$
- 31.  $y = 5^{2x^3-1} \cdot \log (6x + 5)$
- 32.  $y = \log (7x + 3) \cdot 4^{2x^4+8}$
- 33.  $F(x) = 7^x \cdot (\log_4 x)^9$
- 34.  $G(x) = \log_9 x \cdot (4^x)^6$
- 35.  $f(x) = (3x^5 + x)^5 \log_3 x$
- 36.  $g(x) = \sqrt{x^3 - x} (\log_5 x)$

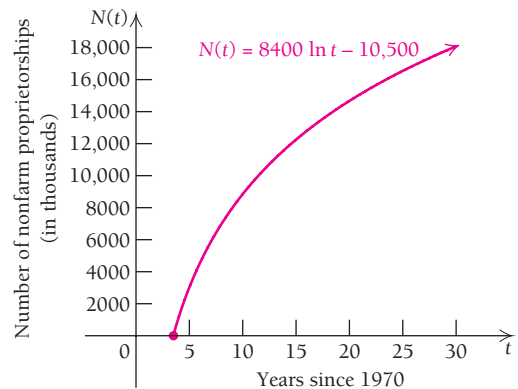
**APPLICATIONS**

*Business and Economics*

- 37. **Double declining balance depreciation.** An office machine is purchased for \$5200. Under certain assumptions, its salvage value,  $V$ , in dollars, is depreciated according to a method called *double declining balance*, by basically 80% each year, and is given by
 
$$V(t) = 5200(0.80)^t,$$
 where  $t$  is the time, in years, after purchase.
  - a) Find  $V'(t)$ .
  - b) Interpret the meaning of  $V'(t)$ .
- 38. **Recycling aluminum cans.** It is known that 45% of all aluminum cans distributed will be recycled each year. A beverage company uses 250,000 lb of aluminum cans. After recycling, the amount of aluminum, in pounds, still in use after  $t$  years is given by
 
$$N(t) = 250,000(0.45)^t.$$
 (Source: The Container Recycling Institute.)
  - a) Find  $N'(t)$ .
  - b) Interpret the meaning of  $N'(t)$ .
- 39. **Household liability.** The total financial liability, in billions of dollars, of U.S. households can be modeled by the function
 
$$L(t) = 1547(1.083)^t,$$
 where  $t$  is the number of years after 1980. The graph of this function follows.



- a) Using this model, predict the total financial liability of U.S. households in 2012.
- b) Find  $L'(25)$ .
- c) Interpret the meaning of  $L'(25)$ .
- 40. **Small business.** The number of nonfarm proprietorships, in thousands, in the United States can be modeled by the function
 
$$N(t) = 8400 \ln t - 10,500,$$
 where  $t$  is the number of years after 1970. The graph of this function is given below.



- a) Using this model, predict the number of nonfarm proprietorships in the United States in 2014.
- b) Find  $N'(45)$ .
- c) Interpret the meaning of  $N'(45)$ .

*Life and Physical Sciences*

- 41. **Agriculture.** Farmers wishing to avoid the use of genetically modified (GMO) seeds are increasingly concerned about inadvertently growing GMO plants as a result of pollen drifting from nearby farms. Assuming that these farmers raise their own seeds, the fractional portion of their crop that remains free of GMO plants  $t$  years later can be approximated by
 
$$P(t) = (0.98)^t.$$

- a) Using this model, predict the fractional portion of the crop that will be GMO-free 10 yr after a neighboring farm begins to use GMO seeds.
- b) Find  $P'(15)$ .
- c) Interpret the meaning of  $P'(15)$ .

**Earthquake magnitude.** The magnitude  $R$  (measured on the Richter scale) of an earthquake of intensity  $I$  is defined as

$$R = \log \frac{I}{I_0},$$

where  $I_0$  is a minimum intensity used for comparison. When one earthquake is 10 times as intense as another, its magnitude on the Richter scale is 1 higher. If one earthquake is 100 times as intense as another, its magnitude on the Richter scale is 2 higher, and so on. Thus, an earthquake whose magnitude is 6 on the Richter scale is 10 times as intense as an earthquake whose magnitude is 5. Earthquake intensities can be interpreted as multiples of the minimum intensity  $I_0$ . Use this information for Exercises 42 and 43.

42. On January 12, 2010, a devastating earthquake struck the Caribbean nation of Haiti. It had an intensity of  $I_0 10^7$ . What was its magnitude on the Richter scale?



This photograph shows part of the damage in Haiti due to the earthquake of January 2010.

43. On February 27, 2010, an earthquake more intense than the one in Haiti struck the nation of Chile in South America. It had an intensity of  $I_0 10^{8.8}$ . What was its magnitude on the Richter scale?



The location of the February 2010 earthquake in Chile.

44. **Earthquake intensity.** The intensity of an earthquake is given by

$$I = I_0 10^R,$$

where  $R$  is the magnitude on the Richter scale and  $I_0$  is the minimum intensity, at which  $R = 0$ , used for comparison.

- a) Find  $I$ , in terms of  $I_0$ , for an earthquake of magnitude 7 on the Richter scale.
- b) Find  $I$ , in terms of  $I_0$ , for an earthquake of magnitude 8 on the Richter scale.
- c) Compare your answers to parts (a) and (b).
- d) Find the rate of change  $dI/dR$ .
- e) Interpret the meaning of  $dI/dR$ .

45. **Intensity of sound.** The intensity of a sound is given by

$$I = I_0 10^{0.1L},$$

where  $L$  is the loudness of the sound as measured in decibels and  $I_0$  is the minimum intensity detectable by the human ear.

- a) Find  $I$ , in terms of  $I_0$ , for the loudness of a power mower, which is 100 decibels.
- b) Find  $I$ , in terms of  $I_0$ , for the loudness of a just audible sound, which is 10 decibels.
- c) Compare your answers to parts (a) and (b).
- d) Find the rate of change  $dI/dL$ .
- e) Interpret the meaning of  $dI/dL$ .

46. **Earthquake magnitude.** The magnitude  $R$  (measured on the Richter scale) of an earthquake of intensity  $I$  is defined as

$$R = \log \frac{I}{I_0},$$

where  $I_0$  is the minimum intensity (used for comparison). (The exponential form of this definition is given in Exercise 44.)

- a) Find the rate of change  $dR/dI$ .
- b) Interpret the meaning of  $dR/dI$ .

47. **Loudness of sound.** The loudness  $L$  of a sound of intensity  $I$  is defined as

$$L = 10 \log \frac{I}{I_0},$$

where  $I_0$  is the minimum intensity detectable by the human ear and  $L$  is the loudness measured in decibels. (The exponential form of this definition is given in Exercise 45.)

- a) Find the rate of change  $dL/dI$ .
- b) Interpret the meaning of  $dL/dI$ .

48. **Response to drug dosage.** The response  $y$  to a dosage  $x$  of a drug is given by

$$y = m \log x + b,$$

where  $m$  and  $b$  are constants. The response may be hard to measure with a number. The patient might perspire more, have an increase in temperature, or faint.

- a) Find the rate of change  $dy/dx$ .
- b) Interpret the meaning of  $dy/dx$ .

## SYNTHESIS

49. Find  $\lim_{h \rightarrow 0} \frac{3^h - 1}{h}$ . (Hint: See p. 367.)

Use the Chain Rule, implicit differentiation, and other techniques to differentiate each function given in Exercises 50–57.

50.  $f(x) = 3^{(2^x)}$

51.  $y = 2^{x^4}$

52.  $y = x^x$ , for  $x > 0$

53.  $y = \log_3(\log x)$

54.  $f(x) = x^{e^x}$ , for  $x > 0$

55.  $y = a^{f(x)}$

56.  $y = \log_a f(x)$ , for  $f(x)$  positive

57.  $y = [f(x)]^{g(x)}$ , for  $f(x)$  positive

58. In your own words, derive the formula for finding the derivative of  $f(x) = a^x$ .

59. In your own words, derive the formula for finding the derivative of  $f(x) = \log_a x$ .

## Answers to Quick Checks

1. (a)  $(\ln 5)5^x$ ; (b)  $(\ln 4)4^x$ ; (c)  $(\ln 4.3)(4.3)^x$

2. (a)  $\frac{1}{\ln 2} \cdot \frac{1}{x}$ ; (b)  $\frac{-7}{\ln 10} \cdot \frac{1}{x}$

(c)  $x^5 \left( \frac{1}{\ln 10} + 6 \log x \right)$ ; (d)  $\frac{3x^2}{(\ln 8)(x^3 - 7)}$

## 3.6

## OBJECTIVES

- Find the elasticity of a demand function.
- Find the maximum of a total-revenue function.
- Characterize demand in terms of elasticity.

## An Economics Application: Elasticity of Demand

Retailers and manufacturers often need to know how a small change in price will affect the demand for a product. If a small increase in price produces no change in demand, a price increase may make sense; if a small increase in price creates a large drop in demand, the increase is probably ill advised. To measure the sensitivity of demand to a small percent increase in price, economists calculate the *elasticity of demand*.

Suppose that  $q$  represents a quantity of goods purchased and  $x$  is the price per unit of the goods. Recall that  $q$  and  $x$  are related by the demand function

$$q = D(x).$$

Suppose that there is a change  $\Delta x$  in the price per unit. The percent change in price is given by

$$\frac{\Delta x}{x} = \frac{\Delta x}{x} \cdot \frac{100}{100} = \frac{\Delta x \cdot 100}{x} \%.$$

A change in the price produces a change  $\Delta q$  in the quantity sold. The percent change in quantity is given by

$$\frac{\Delta q}{q} = \frac{\Delta q \cdot 100}{q} \%.$$

The ratio of the percent change in quantity to the percent change in price is

$$\frac{\Delta q/q}{\Delta x/x},$$

which can be expressed as

$$\frac{x}{q} \cdot \frac{\Delta q}{\Delta x}. \tag{1}$$

Note that for differentiable functions,

$$\lim_{\Delta x \rightarrow 0} \frac{\Delta q}{\Delta x} = \frac{dq}{dx},$$

so the limit as  $\Delta x$  approaches 0 of the expression in equation (1) becomes

$$\lim_{\Delta x \rightarrow 0} \frac{x}{q} \cdot \frac{\Delta q}{\Delta x} = \frac{x}{q} \cdot \frac{dq}{dx} = \frac{x}{q} \cdot D'(x) = \frac{x}{D(x)} \cdot D'(x).$$

This result is the basis of the following definition.



**DEFINITION**

The elasticity of demand  $E$  is given as a function of price  $x$  by

$$E(x) = -\frac{x \cdot D'(x)}{D(x)}.$$

To understand the purpose of the negative sign in the preceding definition, note that the price,  $x$ , and the demand,  $D(x)$ , are both nonnegative. Since  $D(x)$  is normally decreasing,  $D'(x)$  is usually negative. By inserting a negative sign in the definition, economists make  $E(x)$  nonnegative and easier to work with.

**EXAMPLE 1 Economics: Demand for DVD Rentals.** Klix Video has found that demand for rentals of its DVDs is given by

$$q = D(x) = 120 - 20x,$$

where  $q$  is the number of DVDs rented per day at  $x$  dollars per rental. Find each of the following.

- The quantity demanded when the price is \$2 per rental
- The elasticity as a function of  $x$
- The elasticity at  $x = 2$  and at  $x = 4$ . Interpret the meaning of these values of the elasticity.
- The value of  $x$  for which  $E(x) = 1$ . Interpret the meaning of this price.
- The total-revenue function,  $R(x) = x \cdot D(x)$
- The price  $x$  at which total revenue is a maximum

**Solution**

- For  $x = 2$ , we have  $D(2) = 120 - 20(2) = 80$ . Thus, 80 DVDs per day will be rented at a price of \$2 per rental.
- To find the elasticity, we first find the derivative  $D'(x)$ :

$$D'(x) = -20.$$

Then we substitute  $-20$  for  $D'(x)$  and  $120 - 20x$  for  $D(x)$  in the expression for elasticity:


$$E(x) = -\frac{x \cdot D'(x)}{D(x)} = -\frac{x \cdot (-20)}{120 - 20x} = \frac{20x}{120 - 20x} = \frac{x}{6 - x}.$$

$$\text{c) } E(2) = \frac{2}{6 - 2} = \frac{1}{2}$$

At  $x = 2$ , the elasticity is  $\frac{1}{2}$ , which is less than 1. Thus, the ratio of the percent change in quantity to the percent change in price is less than 1. A small percentage increase in price will cause an even smaller percentage decrease in the quantity sold.

$$E(4) = \frac{4}{6 - 4} = 2$$

At  $x = 4$ , the elasticity is 2, which is greater than 1. Thus, the ratio of the percent change in quantity to the percent change in price is greater than 1. A small percentage increase in price will cause a larger percentage decrease in the quantity sold.



TECHNOLOGY CONNECTION **Economics: Demand for In-Ear Radios**

A company determines that the demand function for in-ear radios is

$$q = D(x) = 300 - x,$$

where  $q$  is the number sold per day when the price is  $x$  dollars per radio.

**EXERCISES**

- Find the elasticity  $E$  and the total revenue  $R$ .
- Using only the first quadrant, graph the demand, elasticity, and total-revenue functions on the same set of axes.
- Find the price  $x$  for which the total revenue is a maximum. Use the method of Example 1. Check the answer graphically.

- d) We set  $E(x) = 1$  and solve for  $p$ :

$$\frac{x}{6 - x} = 1$$

$$x = 6 - x \quad \text{We multiply both sides by } 6 - x, \text{ assuming that } x \neq 6.$$

$$2x = 6$$

$$x = 3.$$

Thus, when the price is \$3 per rental, the ratio of the percent change in quantity to the percent change in price is 1.

- e) Recall that the total revenue  $R(x)$  is given by  $x \cdot D(x)$ . Then

$$R(x) = x \cdot D(x) = x(120 - 20x) = 120x - 20x^2.$$

- f) To find the price  $x$  that maximizes total revenue, we find  $R'(x)$ :

$$R'(x) = 120 - 40x.$$

We see that  $R'(x)$  exists for all  $x$  in the interval  $[0, \infty)$ . Thus, we solve:

$$R'(x) = 120 - 40x = 0$$

$$-40x = -120$$

$$x = 3.$$

Since there is only one critical value, we can try to use the second derivative to see if we have a maximum:

$$R''(x) = -40 < 0.$$

Thus,  $R''(3)$  is negative, so  $R(3)$  is a maximum. That is, total revenue is a maximum at \$3 per rental.

Note in parts (d) and (f) of Example 1 that the value of  $x$  for which  $E(x) = 1$  is the same as the value of  $x$  for which total revenue is a maximum. The following theorem states that this is always the case.

**THEOREM 15**

Total revenue is increasing at those  $x$ -values for which  $E(x) < 1$ .

Total revenue is decreasing at those  $x$ -values for which  $E(x) > 1$ .

Total revenue is maximized at the value(s) of  $x$  for which  $E(x) = 1$ .

**Proof.** We know that

$$R(x) = x \cdot D(x),$$

so  $R'(x) = x \cdot D'(x) + D(x) \cdot 1$

Using the Product Rule

$$= D(x) \left[ \frac{x \cdot D'(x)}{D(x)} + 1 \right]$$

Check this by multiplying.

$$= D(x)[-E(x) + 1]$$

$$= D(x)[1 - E(x)].$$

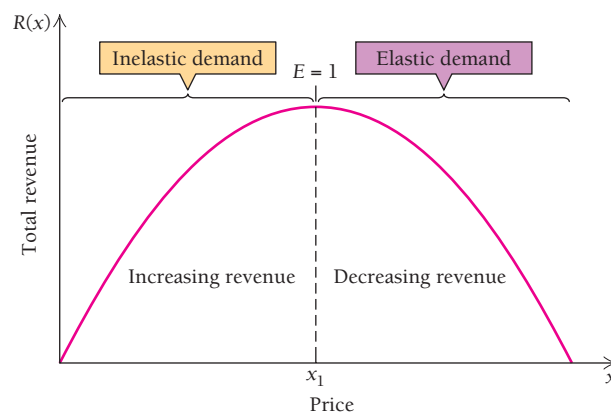
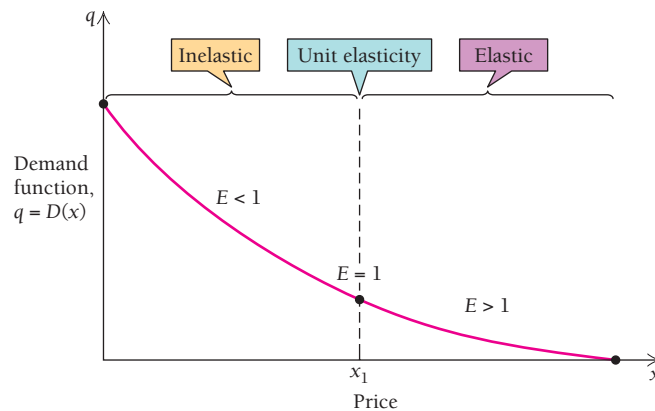
(continued)

Since we can assume that  $D(x) > 0$ , it follows that  $R'(x)$  is positive for  $E(x) < 1$ , is negative for  $E(x) > 1$ , and is 0 when  $E(x) = 1$ . Thus, total revenue is increasing for  $E(x) < 1$ , is decreasing for  $E(x) > 1$ , and is maximized when  $E(x) = 1$ . ■

## Elasticity and Revenue

For a particular value of the price  $x$ :

1. The demand is *inelastic* if  $E(x) < 1$ . An increase in price will bring an increase in revenue. If demand is inelastic, then revenue is increasing.
2. The demand has *unit elasticity* if  $E(x) = 1$ . The demand has unit elasticity when revenue is at a maximum.
3. The demand is *elastic* if  $E(x) > 1$ . An increase in price will bring a decrease in revenue. If demand is elastic, then revenue is decreasing.



In summary, suppose that Klix Video in Example 1 raises the price per rental and that the total revenue increases. Then we say the demand is *inelastic*. If the total revenue decreases, we say the demand is *elastic*. Some price elasticities in the U.S. economy are listed in the following table.

## Price Elasticities in the U.S. Economy

Industry	Elasticity
<b>Elastic Demands</b>	
Metals	1.52
Electrical engineering products	1.39
Mechanical engineering products	1.30
Furniture	1.26
Motor vehicles	1.14
Instrument engineering products	1.10
Professional services	1.09
Transportation services	1.03
<b>Inelastic Demands</b>	
Gas, electricity, and water	0.92
Oil	0.91
Chemicals	0.89
Beverages (all types)	0.78
Tobacco	0.61
Food	0.58
Banking and insurance services	0.56
Housing services	0.55
Clothing	0.49
Agricultural and fish products	0.42
Books, magazines, and newspapers	0.34
Coal	0.32

(Source: Ahsan Mansur and John Whalley, "Numerical specification of applied general equilibrium models: Estimation, calibration, and data." In H. E. Scarf and J. B. Shoven (eds.), *Applied General Equilibrium Analysis*. (New York: Cambridge University Press, 1984), p. 109.)

### Quick Check 1

#### Economics: Demand for

**DVD Rentals.** Internet rentals affect Klix Video in such a way that the demand for rentals of its DVDs changes to

$$q = D(x) = 30 - 5x.$$

- Find the quantity demanded when the price is \$2 per rental, \$3 per rental, and \$5 per rental.
- Find the elasticity of demand as a function of  $x$ .
- Find the elasticity at  $x = 2$ ,  $x = 3$ , and  $x = 5$ . Interpret the meaning of these values.
- Find the value of  $x$  for which  $E(x) = 1$ . Interpret the meaning of this price.
- Find the total-revenue function,  $R(x) = x \cdot D(x)$ .
- Find the price  $x$  at which total revenue is a maximum.

### Quick Check 1

## Section Summary

- The *elasticity of demand*  $E$  is given as a function of price  $x$  by

$$E(x) = -\frac{x \cdot D'(x)}{D(x)}.$$

Elasticity provides a means of evaluating the change in revenue that results from an increase in price.

## EXERCISE SET

# 3.6

For the demand function given in each of Exercises 1–12, find the following.

- a) The elasticity
  - b) The elasticity at the given price, stating whether the demand is elastic or inelastic
  - c) The value(s) of  $x$  for which total revenue is a maximum (assume that  $x$  is in dollars)
1.  $q = D(x) = 400 - x$ ;  $x = 125$
  2.  $q = D(x) = 500 - x$ ;  $x = 38$
  3.  $q = D(x) = 200 - 4x$ ;  $x = 46$
  4.  $q = D(x) = 500 - 2x$ ;  $x = 57$
  5.  $q = D(x) = \frac{400}{x}$ ;  $x = 50$
  6.  $q = D(x) = \frac{3000}{x}$ ;  $x = 60$
  7.  $q = D(x) = \sqrt{600 - x}$ ;  $x = 100$
  8.  $q = D(x) = \sqrt{300 - x}$ ;  $x = 250$
  9.  $q = D(x) = 100e^{-0.25x}$ ;  $x = 10$
  10.  $q = D(x) = 200e^{-0.05x}$ ;  $x = 80$
  11.  $q = D(x) = \frac{100}{(x + 3)^2}$ ;  $x = 1$
  12.  $q = D(x) = \frac{500}{(2x + 12)^2}$ ;  $x = 8$

## APPLICATIONS

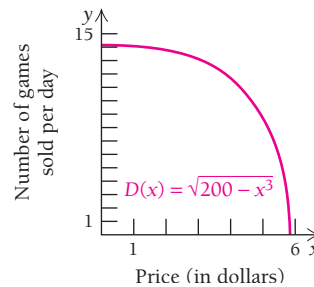
### Business and Economics

13. **Demand for chocolate chip cookies.** Good Times Bakers works out a demand function for its chocolate chip cookies and finds it to be
 
$$q = D(x) = 967 - 25x,$$
 where  $q$  is the quantity of cookies sold when the price per cookie, in cents, is  $x$ .
  - a) Find the elasticity.
  - b) At what price is the elasticity of demand equal to 1?
  - c) At what prices is the elasticity of demand elastic?
  - d) At what prices is the elasticity of demand inelastic?
  - e) At what price is the revenue a maximum?
  - f) At a price of 20¢ per cookie, will a small increase in price cause the total revenue to increase or decrease?
14. **Demand for oil.** Suppose that you have been hired as an economic consultant concerning the world demand for oil. The demand function is
 
$$q = D(x) = 63,000 + 50x - 25x^2, \quad 0 \leq x \leq 50,$$

where  $q$  is measured in millions of barrels of oil per day at a price of  $x$  dollars per barrel.

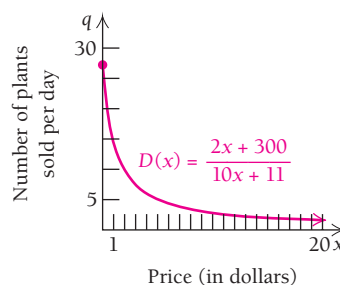
- a) Find the elasticity.
  - b) Find the elasticity at a price of \$10 per barrel, stating whether the demand is elastic or inelastic at that price.
  - c) Find the elasticity at a price of \$20 per barrel, stating whether the demand is elastic or inelastic at that price.
  - d) Find the elasticity at a price of \$30 per barrel, stating whether the demand is elastic or inelastic at that price.
  - e) At what price is the revenue a maximum?
  - f) What quantity of oil will be sold at the price that maximizes revenue? Compare the current world price to your answer.
  - g) At a price of \$30 per barrel, will a small increase in price cause the total revenue to increase or decrease?
15. **Demand for computer games.** High Wire Electronics determines the following demand function for a new game:
 
$$q = D(x) = \sqrt{200 - x^3},$$

where  $q$  is the number of games sold per day when the price is  $x$  dollars per game.



- a) Find the elasticity.
  - b) Find the elasticity when  $x = 3$ .
  - c) At  $x = 3$ , will a small increase in price cause the total revenue to increase or decrease?
16. **Demand for tomato plants.** Sunshine Gardens determines the following demand function during early summer for tomato plants:
 
$$q = D(x) = \frac{2x + 300}{10x + 11},$$

where  $q$  is the number of plants sold per day when the price is  $x$  dollars per plant.



- a) Find the elasticity.
- b) Find the elasticity when  $x = 3$ .
- c) At \$3 per plant, will a small increase in price cause the total revenue to increase or decrease?

### SYNTHESIS

#### 17. Economics: constant elasticity curve.

- a) Find the elasticity of the demand function

$$q = D(x) = \frac{k}{x^n},$$

where  $k$  is a positive constant and  $n$  is an integer greater than 0.

- b) Is the value of the elasticity dependent on the price per unit?
- c) Does the total revenue have a maximum? When?

#### 18. Economics: exponential demand curve.

- a) Find the elasticity of the demand function

$$q = D(x) = Ae^{-kx},$$



where  $A$  and  $k$  are positive constants.

- b) Is the value of the elasticity dependent on the price per unit?
- c) Does the total revenue have a maximum? At what value of  $x$ ?

19. Let

$$L(x) = \ln D(x).$$

Describe the elasticity in terms of  $L'(x)$ .

-  20. Explain in your own words the concept of elasticity and its usefulness to economists. Do some library or online research or consult an economist in order to determine when and how this concept was first developed.
-  21. Explain how the elasticity of demand for a product can be affected by the availability of substitutes for the product.

### Answers to Quick Check

1. (a) 20, 15, 5; (b)  $E(x) = \frac{x}{6-x}$ ;  
 (c) 0.5, 1, 5 (see Example 1 for the interpretations);  
 (d) \$3; (e)  $R(x) = 30x - 5x^2$ ; (f) \$3

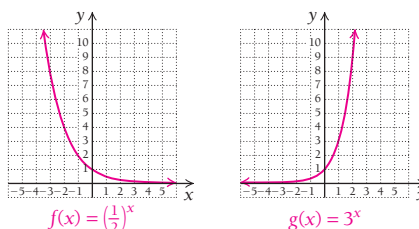
## CHAPTER 3 SUMMARY

### KEY TERMS AND CONCEPTS

### EXAMPLES

#### SECTION 3.1

An exponential function  $f$  is a function of the form  $f(x) = a^x$ , where  $x$  is any real number and  $a$ , the **base**, is any positive number other than 1.



The natural base  $e$  is such that

$$\frac{d}{dx} e^x = e^x,$$

where  $e \approx 2.718$  and  $e = \lim_{h \rightarrow 0} (1 + h)^{1/h}$

$$\text{and } \frac{d}{dx} e^{f(x)} = f'(x)e^x.$$

To differentiate a function like  $f(x) = (5x^2 + 3)e^{7x}$ , both the Product Rule and the Chain Rule are needed:

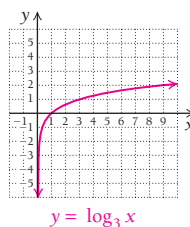
$$\frac{d}{dx} [(5x^2 + 3)e^{7x}] = (5x^2 + 3)e^{7x} \cdot 7 + e^{7x} \cdot 10x.$$

#### SECTION 3.2

A **logarithmic function**  $g$  is any function of the form  $g(x) = \log_a x$ , where  $a$ , the **base**, is a positive number other than 1:

$$y = \log_a x \text{ means } x = a^y.$$

Logarithmic functions are inverses of exponential functions.



Remember that  $\log_b c$  is the exponent to which  $b$  is raised to get  $c$ . The notation for common logarithms and natural logarithms is

$$\log c = \log_{10} c \quad \text{and} \quad \ln c = \log_e c.$$

$$\log 1000 = \log_{10} 10^3 = 3 \quad \text{and} \quad \ln e^{\sqrt{5}} = \log_e e^{\sqrt{5}} = \sqrt{5}$$

The following important properties of logarithms allow us to manipulate expressions. We assume that  $M$ ,  $N$ , and  $a$  are positive, with  $a \neq 1$ , and  $k$  is a real number:

$$\log_a (MN) = \log_a M + \log_a N$$

$$\log_a \frac{M}{N} = \log_a M - \log_a N$$

$$\log_a (M^k) = k \log_a M$$

$$\log_a a = 1$$

$$\log_a a^k = k$$

$$\log_a 1 = 0$$

$$\log_b M = \frac{\log_a M}{\log_a b}$$

$$\log_2 5x = \log_2 5 + \log_2 x$$

$$\log_2 \frac{2}{Q} = \log_2 2 - \log_2 Q = 1 - \log_2 Q$$

$$\ln e^7 = 7$$

$$\log_a t = \frac{\ln t}{\ln a}$$

$$\log_{10} 1 = 0$$

**KEY TERMS AND CONCEPTS**

Logarithms are used to solve certain exponential equations.

The derivative of the natural logarithm function of  $x$ , where  $x$  is any positive number, is the reciprocal of  $x$ :

$$\frac{d}{dx} \ln x = \frac{1}{x},$$

and

$$\frac{d}{dx} \ln f(x) = \frac{f'(x)}{f(x)}.$$

Differentiating a natural logarithmic function may require applying the Product, Quotient, and Chain Rules.

**EXAMPLES**

Solve:  $5e^{2t} = 80$ .

We have

$$5e^{2t} = 80$$

$$e^{2t} = 16$$

$$\ln e^{2t} = \ln 16$$

$$2t = \ln 16$$

$$t = \frac{\ln 16}{2}$$

$$t \approx 1.386$$

Dividing both sides by 5

Taking the natural log of both sides

Using a property of logarithms

$$\begin{aligned} \frac{d}{dx} [\ln(5x) \cdot (x^3 - 7x)] &= \ln(5x) \cdot (3x^2 - 7) + (x^3 - 7x) \cdot \frac{1}{5x} \cdot 5 \\ &= \ln(5x) \cdot (3x^2 - 7) + x \cdot (x^2 - 7) \cdot \frac{1}{5x} \cdot 5 \\ &= \ln(5x) \cdot (3x^2 - 7) + (x^2 - 7) \end{aligned}$$

**SECTION 3.3**

Because exponential functions are the only functions for which the derivative (rate of change) is directly proportional to the function value at any point in time, they can be used to model many real-world situations involving uninhibited growth.

If  $\frac{dP}{dt} = kP$ , with  $k > 0$ , then  $P(t) = P_0 e^{kt}$ , where  $P_0$  is the initial population at  $t = 0$ .

**Business.** The balance  $P$  in an account with Turing Mutual Funds grows at a rate given by

$$\frac{dP}{dt} = 0.04P,$$

where  $t$  is time, in years. Find the function that satisfies the equation (let  $P(0) = P_0$ ). After what period of time will an initial investment,  $P_0$ , double itself?

The function is

$$P(t) = P_0 e^{0.04t}.$$

**Check:**

$$\begin{aligned} \frac{d}{dt} P_0 e^{0.04t} &= P_0 e^{0.04t} \cdot 0.04 \\ &= 0.04 P_0 e^{0.04t} \\ &= 0.04 P(t) \end{aligned}$$

To find the time for the amount to double, we set  $P(t) = 2P_0$  and solve for  $t$ :

$$2P_0 = P_0 e^{0.04t}$$

$$2 = e^{0.04t}$$

Dividing both sides by  $P_0$

$$\ln 2 = \ln(e^{0.04t})$$

Taking the natural log of both sides

$$\ln 2 = 0.04t$$

$$\frac{\ln 2}{0.04} = t, \quad \text{or} \quad t \approx 17.3 \text{ yr.}$$

(continued)



## KEY TERMS AND CONCEPTS

## SECTION 3.3 (continued)

The exponential growth rate  $k$  and the doubling time  $T$  are related by

$$k = \frac{\ln 2}{T} \quad \text{and} \quad T = \frac{\ln 2}{k}.$$

The Rule of 70 expresses the doubling time for a sum of money in terms of the interest rate  $k$  expressed as a decimal:

$$T \approx \frac{70}{100k}.$$

Two models for limited or inhibited growth are

$$P(t) = \frac{L}{1 + be^{-kt}},$$

and

$$P(t) = L(1 - e^{-kt}),$$

where  $k > 0$  and  $L$  is the limiting value.

## EXAMPLES

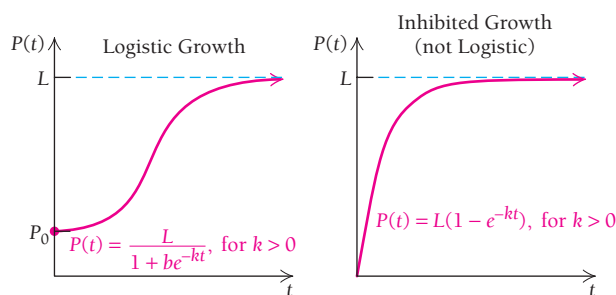
If the exponential growth rate is 4% per year, then the doubling time is

$$T = \frac{\ln 2}{4\%} \approx \frac{0.693147}{0.04} \approx 17.3 \text{ yr,}$$

or using the Rule of 70,  $T \approx \frac{70}{100(0.04)} \approx 17.5 \text{ yr.}$

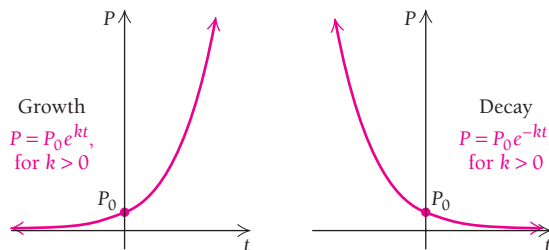
The doubling time for the number of downloads per day from iTunes is 614 days. The exponential growth rate is

$$k = \frac{\ln 2}{T} \approx \frac{0.693147}{614} \approx 0.0011289 = 0.11\% \text{ per day.}$$



## SECTION 3.4

Exponential growth is modeled by  $P(t) = P_0e^{kt}$ ,  $k > 0$ , and exponential decay is modeled by  $P(t) = P_0e^{-kt}$ ,  $k > 0$ .



Exponential decay characterizes many real-world phenomena. One of the most common is *radioactive decay*.

**Physical Science.** Lead-210 has a decay rate of 3.15% per year. The rate of change of an amount  $N$  of lead-210 is given by

$$\frac{dN}{dt} = -0.0315N.$$

Find the function that satisfies the equation. How much of an 80-g sample of lead-210 will remain after 20 yr?

$$\text{The function is } N(t) = N_0e^{-0.0315t}.$$

**Check:**

$$\begin{aligned} \frac{d}{dt} (N_0e^{-0.0315t}) &= N_0e^{-0.0315t}(-0.0315) \\ &= -0.0315 \cdot N(t). \end{aligned}$$

Then the amount remaining after 20 yr is,  $N(20) = 80e^{-0.0315(20)} \approx 42.6 \text{ g.}$

**KEY TERMS AND CONCEPTS**

Half-life,  $T$ , and decay rate,  $k$ , are related by

$$k = \frac{\ln 2}{T} \quad \text{and} \quad T = \frac{\ln 2}{k}.$$

The decay equation,  $P_0 = Pe^{-kt}$ , can also be used to calculate present value.

The present value  $P_0$  of an amount  $P$  due  $t$  years later, at interest rate  $k$ , compounded continuously, is given by

$$P_0 = Pe^{-kt}.$$

**EXAMPLES**

The half-life of a radioactive isotope is 38 days. The decay rate is

$$T = \frac{\ln 2}{k} = \frac{0.693147}{38} \approx 0.0182 = 1.82\% \text{ per day.}$$

The present value of \$200,000 due 8 yr from now, at 4.6% interest, compounded continuously, is given by

$$P_0 = Pe^{-kt} = 200,000 e^{-0.046 \cdot 8} = \$138,423.44.$$

**SECTION 3.5**

The following formulas can be used to differentiate exponential and logarithmic functions for any base  $a$ , other than  $e$ :

$$\frac{d}{dx} a^x = (\ln a)a^x \quad \text{and} \quad \frac{d}{dx} \log_a x = \frac{1}{\ln a} \cdot \frac{1}{x}.$$

$$\frac{d}{dx} 7^{0.3x} = \ln 7 \cdot 7^{0.3x} \cdot 0.3$$

$$\frac{d}{dx} \log_6 x = \frac{1}{\ln 6} \cdot \frac{1}{x}$$

**SECTION 3.6**

The elasticity of demand  $E$  is a function of  $x$ , the price:

$$E(x) = -\frac{x \cdot D'(x)}{D(x)}.$$

When  $E(x) > 1$ , total revenue is decreasing;  
when  $E(x) < 1$ , total revenue is increasing;  
and  
when  $E(x) = 1$ , total revenue is maximized.

**Business.** The Leslie Davis Band finds that demand for its CD at performances is given by

$$q = D(x) = 50 - 2x,$$

where  $x$  is the price, in dollars, of each CD sold and  $q$  is the number of CDs sold at a performance. Find the elasticity when the price is \$10 per CD, and interpret the result. Then, find the price at which revenue is maximized.

Elasticity at  $x$  is given by

$$\begin{aligned} E(x) &= -\frac{x \cdot D'(x)}{D(x)} \\ &= -\frac{x(-2)}{50 - 2x} \\ &= -\frac{-2x}{50 - 2x} = \frac{x}{25 - x}. \end{aligned}$$

Thus,

$$E(10) = \frac{10}{25 - 10} = \frac{2}{3}.$$

Since  $E(10)$  is less than 1, the demand for the CD is *inelastic*, and an increase in price will increase revenue.

Revenue is maximized when  $E(x) = 1$ :

$$\begin{aligned} \frac{x}{25 - x} &= 1 \\ x &= 25 - x \\ 2x &= 25 \\ x &= 12.5. \end{aligned}$$

At a price of \$12.50 per CD, revenue will be maximized.

## CHAPTER 3 REVIEW EXERCISES

These review exercises are for test preparation. They can also be used as a practice test. Answers are at the back of the book. The blue bracketed section references tell you what part(s) of the chapter to restudy if your answer is incorrect.

### CONCEPT REINFORCEMENT

Match each equation in column A with the most appropriate graph in column B. [3.1–3.4]

#### Column A

1.  $P(t) = 50e^{0.03t}$

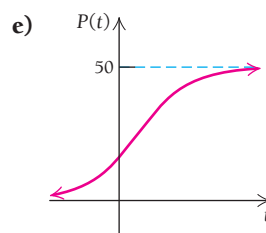
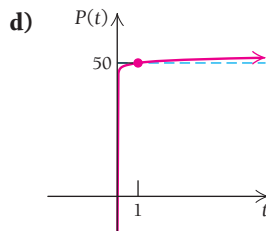
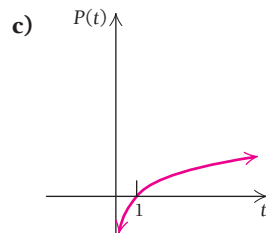
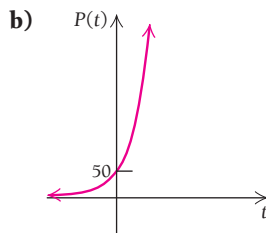
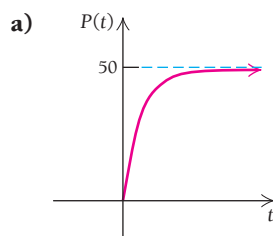
2.  $P(t) = \frac{50}{1 + 2e^{-0.02t}}$

3.  $P(t) = 50e^{-0.20t}$

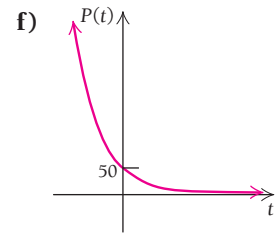
4.  $P(t) = \ln t$

5.  $P(t) = 50(1 - e^{-0.04t})$

#### Column B



6.  $P(t) = 50 + \ln t$



Classify each statement as either true or false.

7. The base  $a$  in the exponential function given by  $f(x) = a^x$  must be greater than 1. [3.1]
8. The base  $a$  in the logarithmic function given by  $g(x) = \log_a x$  must be greater than 0. [3.2]
9. If  $f'(x) = c \cdot f(x)$  for  $c \neq 0$  and  $f(x) \neq 0$ , then  $f$  must be an exponential function. [3.3]
10. With exponential growth, the doubling time depends on the size of the original population. [3.3]
11. A radioactive isotope's half-life determines the value of its decay constant. [3.4]
12. A radioactive isotope's half-life depends on how much of the substance is initially present. [3.4]
13. For any exponential function of the form  $f(x) = a^x$ , it follows that  $f'(x) = \ln a \cdot a^x$ . [3.5]
14. For any logarithmic function of the form  $g(x) = \log_a x$ , it follows that  $g'(x) = \frac{1}{a} \cdot \frac{1}{x}$ . [3.5]
15. Revenue is maximized when the elasticity of demand is 1. [3.6]

### REVIEW EXERCISES

Differentiate each function.

16.  $y = \ln x$  [3.2]
17.  $y = e^x$  [3.1]
18.  $y = \ln(x^4 + 5)$  [3.2]
19.  $y = e^{2\sqrt{x}}$  [3.1]
20.  $f(x) = \ln \sqrt{x}$  [3.2]
21.  $f(x) = x^4 e^{3x}$  [3.1]
22.  $f(x) = \frac{\ln x}{x^3}$  [3.2]
23.  $f(x) = e^{x^2} \cdot \ln 4x$  [3.1, 3.2]
24.  $f(x) = e^{4x} - \ln \frac{x}{4}$  [3.1, 3.2]
25.  $g(x) = x^8 - 8 \ln x$  [3.2]

26.  $y = \frac{\ln e^x}{e^x}$  [3.1, 3.2]

27.  $F(x) = 9^x$  [3.5]

28.  $g(x) = \log_2 x$  [3.5]

29.  $y = 3^x \cdot \log_4(2x + 1)$  [3.5]

Graph each function. [3.1]

30.  $f(x) = 4^x$

31.  $g(x) = \left(\frac{1}{3}\right)^x$

Given  $\log_a 2 = 1.8301$  and  $\log_a 7 = 5.0999$ , find each logarithm. [3.2]

32.  $\log_a 14$

33.  $\log_a \frac{2}{7}$

34.  $\log_a 28$

35.  $\log_a 3.5$

36.  $\log_a \sqrt{7}$

37.  $\log_a \frac{1}{4}$

38. Find the function that satisfies  $dQ/dt = 7Q$ , given that  $Q(0) = 25$ . [3.3]39. **Life science: population growth.** The population of Boomtown doubled in 16 yr. What was the growth rate of the city? Round to the nearest tenth of a percent. [3.3]40. **Business: interest compounded continuously.** Suppose that \$8300 is invested in Noether Bond Fund, where the interest rate is 6.8%, compounded continuously. How long will it take for the \$8300 to double itself? Round to the nearest tenth of a year. [3.3]41. **Business: cost of a prime-rib dinner.** The average cost  $C$  of a prime-rib dinner was \$15.81 in 1986. In 2010, it was \$27.95. Assuming that the exponential growth model applies: [3.3]

- Find the exponential growth rate to three decimal places, and write the function that models the situation.
- What will the cost of such a dinner be in 2012? In 2020?

42. **Business: franchise growth.** A clothing firm is selling franchises throughout the United States and Canada. It is estimated that the number of franchises  $N$  will increase at the rate of 12% per year, that is,

$$\frac{dN}{dt} = 0.12N,$$

where  $t$  is the time, in years. [3.3]

- Find the function that satisfies the equation, assuming that the number of franchises in 2007 ( $t = 0$ ) is 60.
  - How many franchises will there be in 2013?
  - After how long will the number of franchises be 120? Round to the nearest tenth of a year.
43. **Life science: decay rate.** The decay rate of a certain radioactive substance is 13% per year. What is its half-life? Round to the nearest tenth of a year. [3.4]
44. **Life science: half-life.** The half-life of radon-222 is 3.8 days. What is its decay rate? Round to the nearest tenth of a percent. [3.4]

45. **Life science: decay rate.** A certain radioactive isotope has a decay rate of 7% per day, that is,

$$\frac{dA}{dt} = -0.07A,$$

where  $A$  is the amount of the isotope present at time  $t$ , in days. [3.4]

- Find a function that satisfies the equation if the amount of the isotope present at  $t = 0$  is 800 g.
- After 20 days, how much of the 800 g will remain? Round to the nearest gram.
- After how long will half of the original amount remain?

46. **Social science: Hullian learning model.** The probability  $p$  of mastering a certain assembly-line task after  $t$  learning trials is given by

$$p(t) = 1 - e^{-0.7t}. \quad [3.3]$$

- What is the probability of learning the task after 1 trial? 2 trials? 5 trials? 10 trials? 14 trials?
- Find the rate of change,  $p'(t)$ .
- Interpret the meaning of  $p'(t)$ .
- Sketch a graph of the function.

47. **Business: present value.** Find the present value of \$1,000,000 due 40 yr later at 4.2%, compounded continuously. [3.4]48. **Economics: elasticity of demand.** Consider the demand function

$$q = D(x) = \frac{600}{(x + 4)^2}. \quad [3.6]$$

- Find the elasticity.
- Find the elasticity at  $x = \$1$ , stating whether the demand is elastic or inelastic.
- Find the elasticity at  $x = \$12$ , stating whether the demand is elastic or inelastic.
- At a price of \$12, will a small increase in price cause the total revenue to increase or decrease?
- Find the value of  $x$  for which the total revenue is a maximum.

**SYNTHESIS**49. Differentiate:  $y = \frac{e^{2x} + e^{-2x}}{e^{2x} - e^{-2x}}$ . [3.1]50. Find the minimum value of  $f(x) = x^4 \ln(4x)$ . [3.2]**TECHNOLOGY CONNECTION**51. Graph:  $f(x) = \frac{e^{1/x}}{(1 + e^{1/x})^2}$ . [3.1]52. Find  $\lim_{x \rightarrow 0} \frac{e^{1/x}}{(1 + e^{1/x})^2}$ . [3.1]53. **Business: shopping on the Internet.** Online sales of all types of consumer products increased at an exponential rate in the last decade or so. Data in the following table show online retail sales, in billions of dollars. [3.3]

Years, $t$ , after 1998	U.S. Online Retail Sales (in billions)
0	\$ 4.9
1	14.7
2	28.0
3	34.3
4	44.7
5	55.7
6	69.2
7	86.3

(Source: U.S. Census Bureau.)

- Use REGRESSION to fit an exponential function  $y = a \cdot b^x$  to the data. Then convert that formula to an exponential function, base  $e$ , where  $t$  is the number of years after 1998, and determine the exponential growth rate.
- Estimate online sales in 2010; in 2020.
- After what amount of time will online sales be \$400 billion?
- What is the doubling time of online sales?

## CHAPTER 3 TEST

*Differentiate.*

- $y = 2e^{3x}$
- $y = (\ln x)^4$
- $f(x) = e^{-x^2}$
- $f(x) = \ln \frac{x}{7}$
- $f(x) = e^x - 5x^3$
- $f(x) = 3e^x \ln x$
- $y = 7^x + 3^x$
- $y = \log_{14} x$

Given  $\log_b 2 = 0.2560$  and  $\log_b 9 = 0.8114$ , find each of the following.

- $\log_b 18$
- $\log_b 4.5$
- $\log_b 3$
- Find the function that satisfies  $dM/dt = 6M$ , with  $M(0) = 2$ .
- The doubling time for a certain bacteria population is 3 hr. What is the growth rate? Round to the nearest tenth of a percent.

**APPLICATIONS**

- Business: interest compounded continuously.** An investment is made at 6.931% per year, compounded continuously. What is the doubling time? Round to the nearest tenth of a year.
- Business: cost of milk.** The cost  $C$  of a gallon of milk was \$3.22 in 2006. In 2010, it was \$3.50. (Source: U.S. Department of Labor, Bureau of Labor Statistics.) Assuming that the exponential growth model applies:
  - Find the exponential growth rate to the nearest tenth of a percent, and write the equation.
  - Find the cost of a gallon of milk in 2012 and 2018.

- Life science: drug dosage.** A dose of a drug is injected into the body of a patient. The drug amount in the body decreases at the rate of 10% per hour, that is,

$$\frac{dA}{dt} = -0.1A,$$

where  $A$  is the amount in the body and  $t$  is the time, in hours.

- A dose of 3 cubic centimeters (cc) is administered. Assuming  $A_0 = 3$ , find the function that satisfies the equation.
  - How much of the initial dose of 3 cc will remain after 10 hr?
  - After how long does half of the original dose remain?
- Life science: decay rate.** The decay rate of radium-226 is 4.209% per century. What is its half-life?
  - Life science: half-life.** The half-life of bohrium-267 is 17 sec. What is its decay rate? Express the rate as a percentage rounded to four decimal places.
  - Business: effect of advertising.** Twin City Roasters introduced a new coffee in a trial run. The firm advertised the coffee on television and found that the percentage  $P$  of people who bought the coffee after  $t$  ads had been run satisfied the function
 
$$P(t) = \frac{100}{1 + 24e^{-0.28t}}$$
    - What percentage of people bought the coffee before seeing the ad ( $t = 0$ )?
    - What percentage bought the coffee after the ad had been run 1 time? 5 times? 10 times? 15 times? 20 times? 30 times? 35 times?
    - Find the rate of change,  $P'(t)$ .
    - Interpret the meaning of  $P'(t)$ .
    - Sketch a graph of the function.

20. In 2010, a professional athlete signed a contract paying him \$13 million in 2016. Find the present value of that amount in 2010, assuming 4.3% interest, compounded continuously.
21. **Economics: elasticity of demand.** Consider the demand function
- $$q = D(x) = 400e^{-0.2x}.$$
- Find the elasticity.
  - Find the elasticity at  $x = 3$ , and state whether the demand is elastic or inelastic.
  - Find the elasticity at  $x = 18$ , and state whether the demand is elastic or inelastic.
  - At a price of \$3, will a small increase in price cause the total revenue to increase or decrease?
  - Find the price for which the total revenue is a maximum.

**SYNTHESIS**

22. Differentiate:  $y = x(\ln x)^2 - 2x \ln x + 2x$ .
23. Find the maximum and minimum values of  $f(x) = x^4 e^{-x}$  over  $[0, 10]$ .

**TECHNOLOGY CONNECTION**



24. Graph:  $f(x) = \frac{e^x - e^{-x}}{e^x + e^{-x}}$ .
25. Find  $\lim_{x \rightarrow 0} \frac{e^x - e^{-x}}{e^x + e^{-x}}$ .
26. **Business: average price of a television commercial.** The cost of a 30-sec television commercial that runs during the Super Bowl was increasing exponentially

from 1991 to 2006. Data in the table below show costs for those years.

Years, $t$ , after 1990	Cost of commercial
1	\$ 800,000
3	850,000
5	1,000,000
8	1,300,000
13	2,100,000
16	2,600,000

(Source: National Football League.)

- Use REGRESSION to fit an exponential function  $y = a \cdot b^x$  to the data. Then convert that formula to an exponential function, base  $e$ , where  $t$  is the number of years after 1990.
- Estimate the cost of a commercial run during the Super Bowl in 2012 and 2015.
- After what amount of time will the cost be \$1 billion?
- What is the doubling time of the cost of a commercial run during the Super Bowl?
- The cost of a Super Bowl commercial in 2009 turned out to be \$3 million, and in 2010 it dropped to about \$2.8 million, possibly due to the decline in the world economy. Expand the table of costs, and make a scatterplot of the data. Does the cost still seem to follow an exponential function? Explain. What kind of curve seems to fit the data best? Fit that curve using REGRESSION, and predict the cost of a Super Bowl commercial in 2012 and in 2015. Compare your answers to those of part (b).

# Extended Technology Application



## The Business of Motion Picture Revenue and DVD Release

There has been increasing pressure by motion picture executives to narrow the gap between the theater release of a movie and the release to DVD. The executives want to reduce marketing expenses, adapt to audiences' increasing consumption of on-demand movies, and boost decreasing DVD sales. Theater owners, on the other hand, want to protect declining ticket sales;

the number of people attending movies in the United States and Canada decreased from 1.57 billion in 2002 to 1.42 billion in 2009. The owners are fearful that if movie executives shorten the time between theater release and DVD release, the number of ticket buyers will drop even more, as many people will be willing to wait for the DVD.

The following table presents the number of days between theater release and DVD release for 10 movies. Note that average gap in time is about 4 months.

MOVIE	RELEASE DATES	NUMBER OF DAYS SEPARATING RELEASE DATES
<i>Avatar</i>	Theater: Dec. 18, 2009 DVD: Apr. 22, 2010	126
<i>The Blind Side</i>	Theater: Nov. 27, 2009 DVD: Mar. 26, 2010	119
<i>The Twilight Saga: New Moon</i>	Theater: Nov. 20, 2009 DVD: Mar. 22, 2010	121
<i>Slumdog Millionaire</i>	Theater: Jan. 23, 2009 DVD: Mar. 31, 2009	67
<i>Sherlock Holmes</i>	Theater: Dec. 25, 2009 DVD: Mar. 30, 2010	94
<i>UP</i>	Theater: May 29, 2009 DVD: Nov. 10, 2009	164
<i>Julie &amp; Julia</i>	Theater: Aug. 7, 2009 DVD: Dec. 8, 2009	122
<i>Precious</i>	Theater: Nov. 6, 2009 DVD: Mar. 9, 2010	121
<i>Juno</i>	Theater: Dec. 25, 2007 DVD: Apr. 15, 2008	112
<i>Iron Man</i>	Theater: May 2, 2008 DVD: Sept. 30, 2008	151

Average = 120 days, or about 4 months



Let's examine the data for *The Blind Side*, for which Sandra Bullock won the 2010 Oscar for best actress. The movie was based on a true story about a family that takes in a destitute young man and nurtures him into adulthood, when he becomes a player for the Baltimore Ravens in the National Football League. The following table presents weekly estimates of gross revenue,  $G$ , for the movie. The total revenue,  $R$ , is approximated by adding each week's gross revenue to the preceding week's total revenue. (Occasionally, other revenues, such as from permission fees, are added to box office revenue, so total revenue might be more than this sum.)



Revenue for <i>The Blind Side</i>		
WEEK IN RELEASE, $t$ (week 1 = Nov. 20 to Nov. 26, 2009)	GROSS REVENUE, $G$ (current week estimates, in millions)	TOTAL REVENUE, $R$ (or cumulative box office revenue, in millions)
1, Nov. 27, 2009	\$60.12	\$ 60.12
2, Dec. 4	\$48.71	\$108.83
3, Dec. 11	\$25.94	\$134.77
4, Dec. 18	\$19.94	\$154.71
5, Dec. 25	\$17.95	\$172.66
6, Jan. 1, 2010	\$23.75	\$196.41
7, Jan. 8	\$15.04	\$211.45
8, Jan. 15	\$ 9.76	\$221.21
9, Jan. 22	\$ 8.30	\$229.51
10, Jan. 29	\$ 5.38	\$234.89
11, Feb. 5	?	?
12, Feb. 12	?	?
13, Feb. 19	?	?
14, Feb. 26	?	?
15, Mar. 5	?	?
16, Mar. 12	?	?
17, Mar. 19	?	?
18, Mar. 26, week of DVD release	?	?





Revenue for <i>Avatar</i>		
WEEK IN RELEASE, $t$ (week 1 = Dec. 18 to Dec. 24, 2009)	GROSS REVENUE, $G$ (current week estimates, in millions)	TOTAL REVENUE, $R$ (or cumulative box office revenue, in millions)
1, Dec. 25	\$137.27	\$137.27
2, Jan. 1, 2010	\$146.54	\$283.81
3, Jan. 8	\$ 96.73	\$380.54
4, Jan. 15	\$ 69.93	\$450.47
5, Jan. 22	\$ 66.33	\$516.80
6, Jan. 29	\$ 47.67	\$564.47
7, Feb. 5	\$ 42.02	\$606.49
8, Feb. 12	\$ 31.11	\$637.60
9, Feb. 19	\$ 34.12	\$671.72
10, Feb. 26	\$ 21.18	\$692.90
11, Mar. 5	?	?
12, Mar. 12	?	?
13, Mar. 19	?	?
14, Mar. 26	?	?
15, Apr. 2	?	?
16, Apr. 9, week of DVD release	?	?

## EXERCISES

1. Assume that you are a movie executive and you want to select a function that seems to fit the data best. First, make a scatterplot of the data points  $(t, G)$ . Then use REGRESSION to fit linear, quadratic, cubic, and exponential functions to the data, and graph each equation with the scatterplot. Then decide which function seems to fit best and give your reasons.
2. Presuming you have selected the exponential function, use it to predict gross revenue,  $G$ , for week 11 through week 18, the week in which the DVD is released.
3. Compute the values of total revenue,  $R$ , by successively adding the values of  $G$  for weeks 11 through 18 to each week's total revenue,  $R$ .

Discuss why you think the time selected for DVD release is appropriate.

4. Use REGRESSION to fit a logistic function of the form

$$R(t) = \frac{c}{1 + ae^{-bt}}$$

to the data, and graph it with the scatterplot of Exercise 1. Based on these results, what dollar amount would seem to be a limiting value for the total revenue from *The Blind Side*?

5. Find the rate of change  $R'(t)$ , and explain its meaning. Find  $\lim_{t \rightarrow \infty} R'(t)$ , and explain its meaning.
6. Now, consider the data for the movie *Avatar*. Using the procedures in Exercises 1–5, what dollar amount would seem to be a limiting value on the gross revenue for *Avatar*?

# Integration

# 4

## Chapter Snapshot

### What You'll Learn

- 4.1 Antidifferentiation
- 4.2 Antiderivatives as Areas
- 4.3 Area and Definite Integrals
- 4.4 Properties of Definite Integrals
- 4.5 Integration Techniques: Substitution
- 4.6 Integration Techniques: Integration by Parts
- 4.7 Integration Techniques: Tables

### Why It's Important

Is it possible to determine the distance a vehicle has traveled if we know its velocity function? Can we determine a company's total profit if we know its marginal-profit function? We can, using a process called *integration*, which is one of the two main branches of calculus, the other being differentiation. We will see that we can use integration to find the area under a curve, which has many practical applications in science, business, and statistics.

### Where It's Used


#### NATIONAL CREDIT MARKET DEBT

For the years 2005 through 2009, the annual rate of change in the national credit market debt, in billions of dollars per year, could be modeled by the function

$$D'(t) = -810.3t^2 + 1730.3t + 3648,$$

where  $t$  is the number of years since 2005. (Source: Federal Reserve System.) Find the national credit market debt in 2009, given that  $D(0) = 41,267$ .

This problem appears as Exercise 60 in Exercise Set 4.1.



## 4.1

## OBJECTIVES

- Find an antiderivative of a function.
- Evaluate indefinite integrals using basic rules of antidifferentiation.
- Use initial conditions to determine an antiderivative.

## Antidifferentiation

Suppose we do the reverse of differentiation: given a function, we find another function whose derivative is the given function. This is called *antidifferentiation*, and it is a part of the larger process of *integration*. Integration, the main topic of this chapter, is the second main branch of calculus, the first being differentiation. We will see that integration can be used to find the area under a curve over a closed interval, which has many important applications.

**Antidifferentiation** is the process of differentiation in reverse. Given a function  $f(x)$ , we determine another function  $F(x)$  such that the derivative of  $F(x)$  is  $f(x)$ ; that is,  $\frac{d}{dx}F(x) = f(x)$ .

For example, let  $f(x) = 2x$ . The function  $F(x) = x^2$  is an antiderivative of  $f(x)$  since  $\frac{d}{dx}x^2 = 2x$ . However, other functions also have a derivative of  $2x$ . For example,  $y = x^2 + 1$ ,  $y = x^2 - 10$ , and  $y = x^2 + 250$  also differentiate to  $2x$ ; the  $x^2$  term differentiates to  $2x$ , and the constant term differentiates to zero. Therefore, an antiderivative of  $f(x) = 2x$  is any function that can be written in the form  $F(x) = x^2 + C$ , where  $C$  is a constant. This leads us to the following theorem.

## THEOREM 1

The antiderivative of  $f(x)$  is the set of functions  $F(x) + C$  such that

$$\frac{d}{dx}[F(x) + C] = f(x).$$

The constant  $C$  is called the **constant of integration**.

Theorem 1 can be restated as follows: if two functions  $F(x)$  and  $G(x)$  have the same derivative  $f(x)$ , then  $F(x)$  and  $G(x)$  differ by at most a constant:  $F(x) = G(x) + C$ .

If  $F(x)$  is an antiderivative of a function  $f(x)$ , we write

$$\int f(x) dx = F(x) + C.$$

This equation is read as “the antiderivative of  $f(x)$ , with respect to  $x$ , is the set of functions  $F(x) + C$ .” The expression on the left side is called an **indefinite integral**. The symbol  $\int$  is the *integral sign* and is a command for antidifferentiation. The function  $f(x)$  is called the *integrand*, and the meaning of  $dx$  will be made clear when we develop the geometry of integration in Section 4.2.

**EXAMPLE 1** Determine these indefinite integrals. That is, find the antiderivative of each integrand:

a)  $\int 8 dx$ ;      b)  $\int 3x^2 dx$ ;      c)  $\int e^x dx$ ;      d)  $\int \frac{1}{x} dx$ .

**Solution** You have seen these integrands before as derivatives of other functions.

a)  $\int 8 dx = 8x + C$       Check:  $\frac{d}{dx}(8x + C) = 8$ .

b)  $\int 3x^2 dx = x^3 + C$       Check:  $\frac{d}{dx}(x^3 + C) = 3x^2$ .

c)  $\int e^x dx = e^x + C$       Check:  $\frac{d}{dx}(e^x + C) = e^x$ .

d)  $\int \frac{1}{x} dx = \ln x + C$       Check:  $\frac{d}{dx}(\ln x + C) = \frac{1}{x}$ .

Always check each antiderivative you determine by differentiating it.

The results of Example 1 suggest several useful rules of antidifferentiation, which are summarized in Theorem 2.

### THEOREM 2 Rules of Antidifferentiation

**A1.** Constant Rule:

$$\int k \, dx = kx + C.$$

**A2.** Power Rule (where  $n \neq -1$ ):

$$\int x^n \, dx = \frac{1}{n+1} x^{n+1} + C, \quad n \neq -1.$$

**A3.** Natural Logarithm Rule:

$$\int \frac{1}{x} \, dx = \ln x + C, \quad x > 0.$$

**A4.** Exponential Rule (base  $e$ ):

$$\int e^{ax} \, dx = \frac{1}{a} e^{ax} + C, \quad a \neq 0.$$

Let's use these rules in the following examples.

■ **EXAMPLE 2** Find the antiderivative of  $f(x) = x^4$ . That is, determine  $\int x^4 \, dx$ .

**Solution** We know that the derivative of a power function has an exponent decreased by 1, so we might guess that  $F(x) = x^5 + C$  is an antiderivative of  $f(x) = x^4$ . However,  $\frac{d}{dx} x^5 = 5x^4$ , so our guess is not correct. It is close, however: including a coefficient of  $\frac{1}{5}$  gives us the desired antiderivative:

$$\int x^4 \, dx = \frac{1}{5} x^5 + C. \quad \text{Check: } \frac{d}{dx} \left( \frac{1}{5} x^5 + C \right) = \frac{1}{5} (5x^4) = x^4.$$

Note that  $\frac{1}{5}$  times 5 gives the coefficient 1.

Using the Power Rule of Antidifferentiation can be viewed as a two-step process:

$$\int x^n \, dx = \frac{1}{n+1} x^{n+1} + C$$

1. Raise the power by 1.
2. Divide the term by the new power.

■ **EXAMPLE 3** Use the Power Rule of Antidifferentiation to determine these indefinite integrals:

a)  $\int x^7 \, dx$ ;      b)  $\int x^{99} \, dx$ ;      c)  $\int \sqrt{x} \, dx$ ;      d)  $\int \frac{1}{x^3} \, dx$ .

Be sure to check each answer by differentiation.

**Solution**

a)  $\int x^7 \, dx = \frac{x^{7+1}}{7+1} + C = \frac{1}{8} x^8 + C$       Check:  $\frac{d}{dx} \left( \frac{1}{8} x^8 + C \right) = \frac{1}{8} (8x^7) = x^7$ .

$$\begin{aligned} \text{b) } \int x^{99} dx &= \frac{x^{99+1}}{99+1} + C \\ &= \frac{1}{100} x^{100} + C \quad \text{Check: } \frac{d}{dx} \left( \frac{1}{100} x^{100} + C \right) = \frac{1}{100} (100x^{99}) = x^{99}. \end{aligned}$$

c) We note that  $\sqrt{x} = x^{1/2}$ . Therefore,

$$\begin{aligned} \int \sqrt{x} dx &= \int x^{1/2} dx = \frac{x^{(1/2)+1}}{(\frac{1}{2})+1} + C = \frac{x^{3/2}}{\frac{3}{2}} + C \\ &= \frac{2}{3} x^{3/2} + C. \quad \text{Check: } \frac{d}{dx} \left( \frac{2}{3} x^{3/2} + C \right) = \frac{2}{3} \left( \frac{3}{2} x^{1/2} \right) = x^{1/2} = \sqrt{x}. \end{aligned}$$

d) We note that  $\frac{1}{x^3} = x^{-3}$ . Therefore,

$$\begin{aligned} \int \frac{1}{x^3} dx &= \int x^{-3} dx = \frac{x^{-3+1}}{-3+1} + C = -\frac{1}{2} x^{-2} + C \\ &= -\frac{1}{2x^2} + C. \quad \text{Check: } \frac{d}{dx} \left( -\frac{1}{2} x^{-2} + C \right) = -\frac{1}{2} (-2x^{-3}) = x^{-3} = \frac{1}{x^3}. \end{aligned}$$

### Quick Check 1

Determine these indefinite integrals:

a)  $\int x^{10} dx$ ;

b)  $\int x^{200} dx$ ;

c)  $\int \sqrt[6]{x} dx$ ;

d)  $\int \frac{1}{x^4} dx$ .

### Quick Check 1

The Power Rule of Antidifferentiation is valid for all real numbers  $n$ , except for  $n = -1$ . Attempting to use the Power Rule when  $n = -1$  will result in a 0 in the denominator of the coefficient. However, as we saw in Example 1(d), if  $n = -1$ , we have  $x^{-1} = \frac{1}{x}$ , which is the derivative of the natural logarithm function,  $y = \ln x$ . Therefore,

$$\int \frac{1}{x} dx = \ln x + C, \text{ for } x > 0.$$

*Caution!* Note the key difference between the indefinite integrals  $\int \frac{1}{x^3} dx$  and  $\int \frac{1}{x} dx$ . Although they look similar, the first of these integrals is determined by the Power Rule, while the second is determined by the Natural Logarithm Rule.

The exponential function  $f(x) = e^x$  has the property that  $\frac{d}{dx} e^x = e^x$ ; therefore, we can conclude that  $\int e^x dx = e^x + C$ . In Example 4, we explore the case of  $f(x) = e^{4x}$ .

### EXAMPLE 4 Determine the indefinite integral $\int e^{4x} dx$ .

**Solution** Since we know that  $\frac{d}{dx} e^x = e^x$ , it is reasonable to make this initial guess:

$$\int e^{4x} dx = e^{4x} + C.$$

But this is (slightly) wrong, since  $\frac{d}{dx} (e^{4x} + C) = 4e^{4x}$ , with the coefficient 4 in the derivative resulting from application of the Chain Rule. We modify our guess by inserting  $\frac{1}{4}$  to obtain the correct antiderivative:

$$\int e^{4x} dx = \frac{1}{4} e^{4x} + C.$$

This checks:  $\frac{d}{dx} \left( \frac{1}{4} e^{4x} + C \right) = \frac{1}{4} (4e^{4x}) = e^{4x}$ ; multiplying  $\frac{1}{4}$  and 4 gives 1.

### Quick Check 2

Find each antiderivative:

a)  $\int e^{-3x} dx$ ;

b)  $\int e^{(1/2)x} dx$ .

### Quick Check 2



**EXAMPLE 6** Find a function  $f$  such that  $f'(x) = 2x + 3$  and  $f(1) = -2$ .

**Solution** The antiderivative of  $f'(x) = 2x + 3$  is

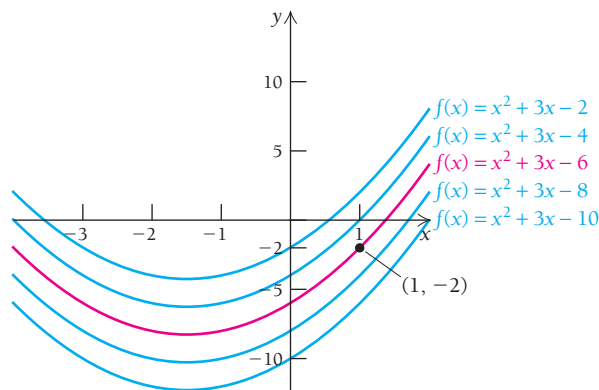
$$f(x) = \int (2x + 3) dx = x^2 + 3x + C.$$

Since  $f(1) = -2$ , we let  $x = 1$  and  $f(1) = -2$ , and solve for  $C$ :

$$-2 = (1)^2 + 3(1) + C.$$

Simplifying, we have  $-2 = 4 + C$ , which gives  $C = -6$ . Therefore, the specific antiderivative of  $f'(x) = 2x + 3$  that satisfies the initial condition is

$$f(x) = x^2 + 3x - 6.$$



#### Quick Check 4

Find an antiderivative of  $g(x) = e^{2x}$  such that the point  $(0, 3)$  is a solution of the antiderivative.

#### Quick Check 4

The antiderivative of a function has many applications. For example, in Section 1.8, we saw that velocity is the derivative of a distance function, and, therefore, distance is the antiderivative of a velocity function. If information about the distance of an object at some time  $t$  is known, it provides us with an initial condition.

**EXAMPLE 7 Physical Sciences: Height of a Thrown Object.** A rock is thrown directly upward with an initial velocity of 50 ft/sec from an initial height of 10 ft. The velocity of this rock is modeled by the function  $v(t) = -32t + 50$ , where  $t$  is in seconds,  $v$  is in feet per second, and  $t = 0$  represents the moment the rock is released.

- Determine a distance function  $h$  as a function of  $t$  (in this case, “distance” is the same as “height”). Be sure to consider the fact that at  $t = 0$ , the rock is 10 ft above the ground.
- Determine the height and the velocity of the rock after 3 sec.

**Solution**

- Since distance (height) is the antiderivative of velocity, we have the following:

$$\begin{aligned} h(t) &= \int (-32t + 50) dt \\ &= -16t^2 + 50t + C. \end{aligned}$$

The constant of integration  $C$  can be determined since we know the initial height of the rock, which gives us the ordered pair  $(0, 10)$  as an initial condition. We substitute 0 for  $t$  and 10 for  $h(t)$ , and solve for  $C$ :

$$\begin{aligned} 10 &= -16(0)^2 + 50(0) + C \\ 10 &= C. \end{aligned}$$

Therefore, the distance function is  $h(t) = -16t^2 + 50t + 10$ .

- To determine the height of the rock after 3 sec, we substitute 3 for  $t$  in our distance function:

$$h(3) = -16(3)^2 + 50(3) + 10 = 16 \text{ ft.}$$

The velocity after 3 sec is

$$v(3) = -32(3) + 50 = -46 \text{ ft/sec.}$$

Thus, the rock is 16 ft above the ground, but the negative velocity indicates that it is moving downward.

**EXAMPLE 8** Life Sciences: Change in Population. The rate of change of the population of Phoenix, Arizona, is modeled by the exponential function  $P'(t) = 11.7e^{0.026t}$ , where  $t$  is the number of years since 1960 and  $P'(t)$  is in thousands of people per year. In 1980, Phoenix had a population of 790,000. (Source: U.S. Census Bureau.)

- Find the population model  $P(t)$ .
- Estimate the population of Phoenix in 2012.

**Solution**

- We antidifferentiate the rate-of-change model:

$$\begin{aligned} P(t) &= \int 11.7e^{0.026t} dt \\ &= \frac{11.7}{0.026} e^{0.026t} + C && \text{By Antidifferentiation Property P1 and Rule A4} \\ &= 450e^{0.026t} + C \end{aligned}$$

The population in 1980 is treated as the initial condition:  $(20, 790)$ . We make the substitutions and solve for  $C$ :

$$790 = 450e^{0.026(20)} + C$$

$$790 = 756.9 + C$$

$$C = 33.1.$$

Therefore, the population model is  $P(t) = 450e^{0.026t} + 33.1$ .

- The year 2012 corresponds to  $t = 52$ , so we make the substitution:

$$\begin{aligned} P(52) &= 450e^{0.026(52)} + 33.1 \\ &= 1772. \end{aligned}$$

According to this model, the population of Phoenix in 2012 should be about 1,772,000. Given that Phoenix had a population of 1,567,000 in 2008, this prediction is reasonable.

**Quick Check 5**

A town's rate of population change is modeled by  $P'(t) = 34t + 16$ , where  $t$  is the number of years since 1990 and  $P'(t)$  is in people per year.

- Find the population model for this town if it is known that in 2000, the town had a population of 2500.
- Forecast the town's population in 2015.

**Quick Check 5**

**TECHNOLOGY CONNECTION**



**Antiderivatives and Area**

A graphing calculator can calculate the area under the graph of a function. In the  $Y=$  window, enter the function  $f(x) = 2x$ , for  $x \geq 0$ , and graph it in  $[0, 10, 0, 20]$ . Press **2ND** and **CALC** and then select  $\int f(x) dx$  from the list. For "Lower Limit," type in 0, and press **ENTER**. For "Upper Limit," let  $x = 1$ , and press **ENTER**. The calculator will shade in the region and report the area in the lower-left corner.

Do this for a series of  $x$ -values, and put the information in a table like that to the right.

Base, $x$	Height, $f(x)$	Area of region, $A(x)$
1	2	1
2	4	4
3		
4		
5		
6		
7		

(continued)



## Antiderivatives and Area (continued)

## EXERCISES

1. **a)** Fill in the entire table.
  - b)** If  $x = 20$ , what is the area under the graph of  $f$ ?
  - c)** What is the relationship between the value of  $x$  in the first column and the area in the third column?
  - d)** Form your observation from part (c) into an area function  $A(x)$ .
  - e)** What is the relationship between the area function  $A$  from part (d) and the given function  $f$ ?
2. Repeat parts (a) through (e) of Exercise 1 for  $f(x) = 3$ , and look for a pattern in an relationship between the area function  $A$  and the given function  $f$ .
  3. Repeat parts (a) through (e) of Exercise 1 for  $f(x) = 3x^2$ , and look for a pattern in the relationship between the area function  $A$  and the given function  $f$ .

## Section Summary

- The *antiderivative* of a function  $f(x)$  is a set of functions  $F(x) + C$  such that

$$\frac{d}{dx}[F(x) + C] = f(x),$$

where the constant  $C$  is called the *constant of integration*.

- An antiderivative is denoted by an *indefinite integral* using the integral sign,  $\int$ . If  $F(x)$  is an antiderivative of  $f(x)$ , we write

$$\int f(x) dx = F(x) + C.$$

We check the correctness of an antiderivative we have found by differentiating it.

- The *Constant Rule of Antidifferentiation* is  $\int k dx = kx + C$ .
- The *Power Rule of Antidifferentiation* is

$$\int x^n dx = \frac{1}{n+1}x^{n+1} + C, \quad \text{for } n \neq -1.$$

- The *Natural Logarithm Rule of Antidifferentiation* is

$$\int \frac{1}{x} dx = \ln x + C, \quad \text{for } x > 0.$$

- The *Exponential Rule (base  $e$ ) of Antidifferentiation* is

$$\int e^{ax} dx = \frac{1}{a}e^{ax} + C, \quad \text{for } a \neq 0.$$

- An *initial condition* is an ordered pair that is a solution of a particular antiderivative of an integrand.

## EXERCISE SET

## 4.1

Determine these indefinite integrals.

- |                              |                               |  |  |
|------------------------------|-------------------------------|--|--|
| 1. $\int x^6 dx$             | 2. $\int x^7 dx$              | 17. $\int \frac{dx}{x^4}$                              | 18. $\int \frac{dx}{x^2}$                              |
| 3. $\int 2 dx$               | 4. $\int 4 dx$                | 19. $\int \frac{1}{x} dx$                              | 20. $\int \frac{2}{x} dx$                              |
| 5. $\int x^{1/4} dx$         | 6. $\int x^{1/3} dx$          | 21. $\int \left(\frac{3}{x} + \frac{5}{x^2}\right) dx$ | 22. $\int \left(\frac{4}{x^3} + \frac{7}{x}\right) dx$ |
| 7. $\int (x^2 + x - 1) dx$   | 8. $\int (x^2 - x + 2) dx$    | 23. $\int \frac{-7}{\sqrt[3]{x^2}} dx$                 | 24. $\int \frac{5}{\sqrt[4]{x^3}} dx$                  |
| 9. $\int (2t^2 + 5t - 3) dt$ | 10. $\int (3t^2 - 4t + 7) dt$ | 25. $\int 2e^{2x} dx$                                  | 26. $\int 4e^{4x} dx$                                  |
| 11. $\int \frac{1}{x^3} dx$  | 12. $\int \frac{1}{x^5} dx$   | 27. $\int e^{3x} dx$                                   | 28. $\int e^{5x} dx$                                   |
| 13. $\int \sqrt[3]{x} dx$    | 14. $\int \sqrt{x} dx$        | 29. $\int e^{7x} dx$                                   | 30. $\int e^{6x} dx$                                   |
| 15. $\int \sqrt{x^5} dx$     | 16. $\int \sqrt[3]{x^2} dx$   | 31. $\int 5e^{3x} dx$                                  | 32. $\int 2e^{5x} dx$                                  |

33.  $\int 6e^{8x} dx$       34.  $\int 12e^{3x} dx$
35.  $\int \frac{2}{3}e^{-9x} dx$       36.  $\int \frac{4}{5}e^{-10x} dx$
37.  $\int (5x^2 - 2e^{7x}) dx$       38.  $\int (2x^5 - 4e^{3x}) dx$
39.  $\int \left(x^2 - \frac{3}{2}\sqrt{x} + x^{-4/3}\right) dx$
40.  $\int \left(x^4 + \frac{1}{8\sqrt{x}} - \frac{4}{5}x^{-2/5}\right) dx$
41.  $\int (3x + 2)^2 dx$  (Hint: Expand first.)
42.  $\int (x + 4)^2 dx$
43.  $\int \left(\frac{3}{x} - 5e^{2x} + \sqrt{x^7}\right) dx$
44.  $\int \left(2e^{6x} - \frac{3}{x} + \sqrt[3]{x^4}\right) dx$
45.  $\int \left(\frac{7}{\sqrt{x}} - \frac{2}{3}e^{5x} - \frac{8}{x}\right) dx$
46.  $\int \left(\frac{4}{\sqrt[5]{x}} + \frac{3}{4}e^{6x} - \frac{7}{x}\right) dx$

Find  $f$  such that:

47.  $f'(x) = x - 3, f(2) = 9$
48.  $f'(x) = x - 5, f(1) = 6$
49.  $f'(x) = x^2 - 4, f(0) = 7$
50.  $f'(x) = x^2 + 1, f(0) = 8$
51.  $f'(x) = 5x^2 + 3x - 7, f(0) = 9$
52.  $f'(x) = 8x^2 + 4x - 2, f(0) = 6$
53.  $f'(x) = 3x^2 - 5x + 1, f(1) = \frac{7}{2}$
54.  $f'(x) = 6x^2 - 4x + 2, f(1) = 9$
55.  $f'(x) = 5e^{2x}, f(0) = \frac{1}{2}$       56.  $f'(x) = 3e^{4x}, f(0) = \frac{7}{4}$
57.  $f'(x) = \frac{4}{\sqrt{x}}, f(1) = -5$
58.  $f'(x) = \frac{2}{\sqrt[3]{x}}, f(1) = 1$

### APPLICATIONS

#### Business and Economics

**Credit market debt.** From 2005 to 2009, the annual rate of change in the national credit market debt, in billions of dollars per year, could be modeled by the function

$$D'(t) = -810.3t^2 + 1730.3t + 3648,$$

where  $t$  is the number of years since 2005. (Source: Federal Reserve System.) Use the preceding information for Exercises 59 and 60.



59. Find the national credit market debt,  $D(t)$ , during the years 2005 through 2009 given that  $D(0) = 41,267$ .
60. What was the national credit market debt in 2009, given that  $D(0) = 41,267$ ?
61. **Total cost from marginal cost.** A company determines that the marginal cost,  $C'$ , of producing the  $x$ th unit of a product is given by  
 $C'(x) = x^3 - 2x$ .  
 Find the total-cost function,  $C$ , assuming that  $C(x)$  is in dollars and that fixed costs are \$7000.
62. **Total cost from marginal cost.** A company determines that the marginal cost,  $C'$ , of producing the  $x$ th unit of a product is given by  
 $C'(x) = x^3 - x$ .  
 Find the total-cost function,  $C$ , assuming that  $C(x)$  is in dollars and that fixed costs are \$6500.
63. **Total revenue from marginal revenue.** A company determines that the marginal revenue,  $R'$ , in dollars, from selling the  $x$ th unit of a product is given by  
 $R'(x) = x^2 - 3$ .  
 a) Find the total-revenue function,  $R$ , assuming that  $R(0) = 0$ .  
 b) Why is  $R(0) = 0$  a reasonable assumption?
64. **Total revenue from marginal revenue.** A company determines that the marginal revenue,  $R'$ , in dollars, from selling the  $x$ th unit of a product is given by  
 $R'(x) = x^2 - 1$ .  
 a) Find the total-revenue function,  $R$ , assuming that  $R(0) = 0$ .  
 b) Why is  $R(0) = 0$  a reasonable assumption?
65. **Demand from marginal demand.** A company finds that the rate at which the quantity of a product that consumers demand changes with respect to price is given by the marginal-demand function  
 $D'(x) = -\frac{4000}{x^2}$ ,  
 where  $x$  is the price per unit, in dollars. Find the demand function if it is known that 1003 units of the product are demanded by consumers when the price is \$4 per unit.
66. **Supply from marginal supply.** A company finds that the rate at which a seller's quantity supplied changes with respect to price is given by the marginal-supply function  
 $S'(x) = 0.24x^2 + 4x + 10$ ,

where  $x$  is the price per unit, in dollars. Find the supply function if it is known that the seller will sell 121 units of the product when the price is \$5 per unit.

67. **Efficiency of a machine operator.** The rate at which a machine operator's efficiency,  $E$  (expressed as a percentage), changes with respect to time  $t$  is given by

$$\frac{dE}{dt} = 30 - 10t,$$

where  $t$  is the number of hours the operator has been at work.



A machine operator's efficiency changes with respect to time.

- a) Find  $E(t)$ , given that the operator's efficiency after working 2 hr is 72%; that is,  $E(2) = 72$ .  
 b) Use the answer to part (a) to find the operator's efficiency after 3 hr; after 5 hr.
68. **Efficiency of a machine operator.** The rate at which a machine operator's efficiency,  $E$  (expressed as a percentage), changes with respect to time  $t$  is given by

$$\frac{dE}{dt} = 40 - 10t,$$

where  $t$  is the number of hours the operator has been at work.

- a) Find  $E(t)$ , given that the operator's efficiency after working 2 hr is 72%; that is,  $E(2) = 72$ .  
 b) Use the answer to part (a) to find the operator's efficiency after 4 hr; after 8 hr.

### Social and Life Sciences

69. **Spread of an influenza.** During 18 weeks from November 2009 to February 2010, the rate at which the number of cases of swine flu changed could be approximated by

$$I'(t) = -6.34t + 141.6,$$

where  $I$  is the total number of people who have contracted swine flu and  $t$  is time measured in weeks. (Source: Centers for Disease Control and Prevention.)

- a) Estimate  $I(t)$ , the total number who have contracted influenza by time  $t$ . Assume that  $I(0) = 1408$ .  
 b) Approximately how many people contracted influenza during the first 8 weeks?  
 c) Approximately how many people contracted influenza during the whole 18 weeks?  
 d) Approximately how many people per 100,000 contracted influenza during the last 7 of the 18 weeks?

70. **Memory.** In a memory experiment, the rate at which students memorize Spanish vocabulary is found to be given by

$$M'(t) = 0.2t - 0.003t^2,$$

where  $M(t)$  is the number of words memorized in  $t$  minutes.

- a) Find  $M(t)$  if it is known that  $M(0) = 0$ .  
 b) How many words are memorized in 8 min?

### Physical Sciences

71. **Physics: height of a thrown baseball.** A baseball is thrown directly upward with an initial velocity of 75 ft/sec from an initial height of 30 ft. The velocity of the baseball is given by the function

$$v(t) = -32t + 75,$$

where  $t$  is the number of seconds since the ball was released and  $v$  is in feet per second.

- a) Find the function  $h$  that gives the height (in feet) of the baseball after  $t$  seconds, using the fact that at  $t = 0$ , the ball is 30 ft above the ground.  
 b) What are the height and the velocity of the baseball after 2 sec of flight?  
 c) After how many seconds does the ball reach its highest point? (Hint: The ball "stops" for a moment before starting its downward fall.)  
 d) How high does the ball get at its highest point?  
 e) After how many seconds will the ball hit the ground?  
 f) What is the ball's velocity at the moment it hits the ground?

### General Interest

72. **Population growth.** The rates of change in population for two cities are as follows:

$$\text{Alphaville: } P'(t) = 45,$$

$$\text{Betaburgh: } Q'(t) = 105e^{0.03t},$$

where  $t$  is the number of years since 1990, and both  $P'$  and  $Q'$  are measured in people per year. In 1990, Alphaville had a population of 5000, and Betaburgh had a population of 3500.

- a) Determine the population models for both cities.  
 b) What were the populations of Alphaville and Betaburgh, to the nearest hundred, in 2000?  
 c) Sketch the graph of each city's population model and estimate the year in which the two cities have the same population.

### SYNTHESIS

Find  $f$ .

73.  $f'(t) = \sqrt{t} + \frac{1}{\sqrt{t}}, \quad f(4) = 0$

74.  $f'(t) = t\sqrt{3}, \quad f(0) = 8$

Evaluate. Each of the following can be determined using the rules developed in this section, but some algebra may be required beforehand.

75.  $\int (5t + 4)^2 t^4 dt$

76.  $\int (x - 1)^2 x^3 dx$

77.  $\int (1-t)\sqrt{t} dt$

78.  $\int \frac{(t+3)^2}{\sqrt{t}} dt$  *Superset V*

79.  $\int \frac{x^4 - 6x^2 - 7}{x^3} dx$

80.  $\int (t+1)^3 dt$

81.  $\int \frac{1}{\ln 10} \frac{dx}{x}$

82.  $\int be^{ax} dx$

83.  $\int (3x-5)(2x+1)^2 dx$

84.  $\int \sqrt[3]{64x^4} dx$

85.  $\int \frac{x^2-1}{x+1} dx$

86.  $\int \frac{t^3+8}{t+2} dt$

87. On a test, a student makes this statement: "The function  $f(x) = x^2$  has a unique antiderivative." Is this a true statement? Why or why not?

88. Describe the graphical interpretation of an antiderivative.

### Answers to Quick Checks

1. (a)  $\frac{1}{11}x^{11} + C$ ; (b)  $\frac{1}{201}x^{201} + C$ ;

(c)  $\frac{6}{7}\sqrt[6]{x^7} + C$ ; (d)  $-\frac{1}{3x^3} + C$

2. (a)  $-\frac{1}{3}e^{-3x} + C$ ; (b)  $2e^{(1/2)x} + C$

3. (a)  $\frac{2}{5}x^5 + \frac{3}{4}x^4 - \frac{7}{3}x^3 + \frac{1}{2}x^2 - 5x + C$ ;

(b)  $\frac{1}{3}x^3 - 5x^2 + 25x + C$ ; (c)  $x - 7\ln x - \frac{2}{x} + C$

4.  $G(x) = \frac{1}{2}e^{2x} + \frac{5}{2}$  5. (a)  $P(t) = 17t^2 + 16t + 640$ ;

(b)  $P(25) = 11,665$  people

## 4.2

### OBJECTIVES

- Find the area under a graph to solve real-world problems.
- Use rectangles to approximate the area under a graph.



## Antiderivatives as Areas

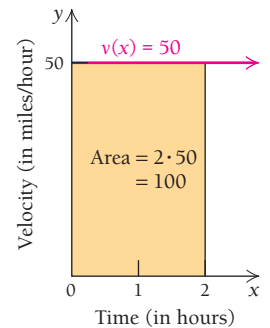
Integral calculus is primarily concerned with the *area* below the graph of a function (specifically, the area between the graph of a function and the  $x$ -axis). There are many situations where the area can be interpreted in a meaningful way. In this section, we assume that all functions are nonnegative; that is,  $f(x) \geq 0$ . Consider the following examples.

**EXAMPLE 1** Physical Sciences: Distance as Area. A vehicle travels at 50 mi/hr for 2 hr. How far has the vehicle traveled?

**Solution** The answer is 100 mi. We treat the vehicle's velocity as a function,  $v(x) = 50$ . We graph this function, sketch a vertical line at  $x = 2$ , and obtain a rectangle. This rectangle measures 2 units horizontally and 50 units vertically. Its area is the distance the vehicle has traveled:

$$2 \text{ hr} \cdot \frac{50 \text{ mi}}{1 \text{ hr}} = 100 \text{ mi.} \quad \frac{2 \text{ hr}}{1 \text{ hr}} = 2$$

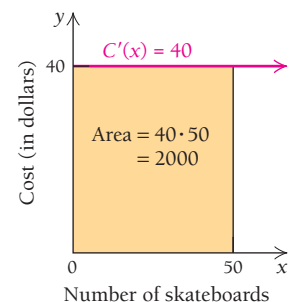
Note that the units of hours cancel.



**EXAMPLE 2** Business: Total Cost as Area. Green Leaf Skateboards determines that for the first 50 skateboards produced, its cost is \$40 per skateboard. What is the total cost to produce 50 skateboards?

**Solution** The marginal-cost function is  $C'(x) = 40$ ,  $0 \leq x \leq 50$ . Its graph is a horizontal line. If we mark off 50 units along the  $x$ -axis, we get a rectangle, as in Example 1. The area of this rectangle is  $40 \cdot 50 = 2000$ . Therefore, the total cost to produce 50 skateboards is \$2000:

$$\left( 50 \text{ skateboards} \cdot 40 \frac{\text{dollars}}{\text{skateboard}} = 2000 \text{ dollars} \right).$$

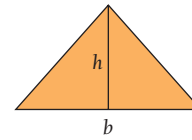
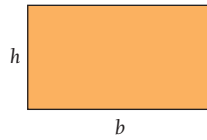


## Geometry and Areas

For the time being, we will deal with linear functions. In these cases, we can use geometry to find the area formed by the graph of a function. The following two formulas, where  $b$  = base and  $h$  = height, will be useful.

$$\text{Area of a rectangle: } A = bh$$

$$\text{Area of a triangle: } A = \frac{1}{2}bh$$



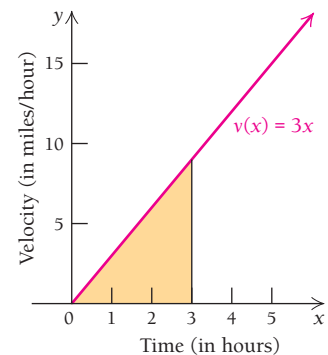
Examples 3 and 4 continue to explore the themes of Example 1 (distance as area) and Example 2 (total cost as area), respectively. In these cases, the graph of the function is linear with a nonzero slope.

**EXAMPLE 3** **Physical Sciences: Distance as Area.** The velocity of a moving object is given by the function  $v(x) = 3x$ , where  $x$  is in hours and  $v$  is in miles per hour. Use geometry to find the area under the graph, which is the distance the object has traveled:

- during the first 3 hr ( $0 \leq x \leq 3$ );
- between the third hour and the fifth hour ( $3 \leq x \leq 5$ ).

### Solution

- The graph of the velocity function is shown at the right. We see the region corresponding to the time interval  $0 \leq x \leq 3$  is a triangle with base 3 and height 9 (since  $v(3) = 9$ ). Therefore, the area of this region is  $A = \frac{1}{2}(3)(9) = \frac{27}{2} = 13.5$ . The object traveled 13.5 mi during the first 3 hr.

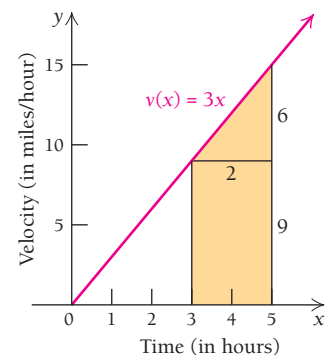


### Quick Check 1

An object moves with a velocity of  $v(t) = \frac{1}{2}t$ , where  $t$  is in minutes and  $v$  is in feet per minute.

- How far does the object travel during the first 30 min?
- How far does the object travel between the first hour and the second hour?

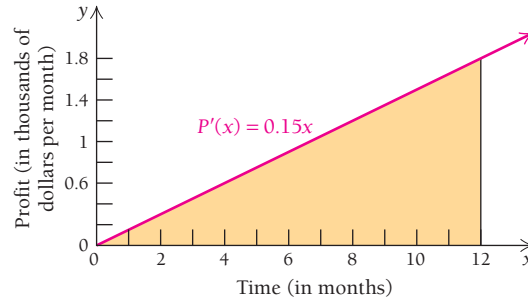
- The region corresponding to the time interval  $3 \leq x \leq 5$  is a trapezoid. It can be decomposed into a rectangle and a triangle as indicated in the figure to the right. The rectangle has base 2 and height 9, and thus an area  $A = (2)(9) = 18$ ; the triangle has base 2 and height 6, for an area  $A = \frac{1}{2}(2)(6) = 6$ . Summing these, we get 24. Therefore, the object traveled 24 mi between the third hour and the fifth hour.



### Quick Check 1

**EXAMPLE 4** **Business: Total Profit as Area.** Cousland, Inc., has a marginal-profit function modeled by the linear function  $P'(x) = 0.15x$ , where  $x$  is in months and  $P'$  is in thousands of dollars per month. Sketch this graph and use it to determine the total profit earned by Cousland, Inc., in a year ( $0 \leq x \leq 12$ ).

**Solution** The graph of  $P'$  is shown below:



For the 12-month period, the area is calculated by using the formula for a triangle:

$$A = \frac{1}{2}(12 \text{ months}) \left( 1.8 \frac{\text{thousands of dollars}}{\text{month}} \right) = 10.8 \text{ thousand dollars. Cousland, Inc., earned a total profit of \$10,800 in a year.}$$

### Quick Check 2

Calculate the total profit of Cousland, Inc., between the fifth and the twelfth month.

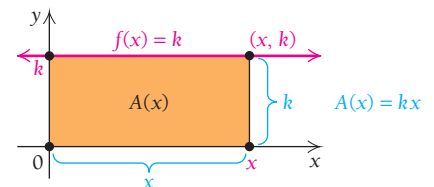
### Quick Check 2

In each of the Examples 1 through 4, the function was a *rate* function; its output units formed a rate (miles per hour in Examples 1 and 3, dollars per skateboard in Example 2, thousands of dollars per month in Example 4). The units of the area were derived by multiplying input units by output units.

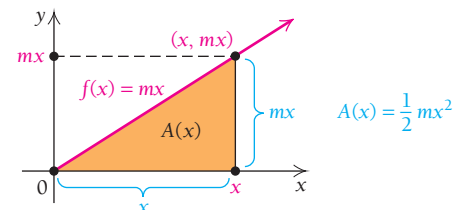
## Riemann Summation

How does an antiderivative of a function translate into the area below that function's graph? The Technology Connection on p. 395 and Examples 1 through 4 in this section suggest a pattern:

- If  $f(x) = k$ , where  $k$  is a constant, its graph is a horizontal line of height  $k$ . The region under this graph over the interval  $[0, x]$  is a rectangle, and its area is  $A = k \cdot x$  (height times base).



- If  $f(x) = mx$ , its graph is a line of slope  $m$ , passing through the origin. The region under this graph over an interval  $[0, x]$  is a triangle, and its area is  $A = \frac{1}{2}(x)(mx) = \frac{1}{2}mx^2$ .



In these two cases, the area function is an antiderivative of the function that generated the graph. Is this always true? Is the formula for the area under the graph of any function that function's antiderivative? How do we handle curved graphs for which area formulas may not be known? We investigate these questions using geometry, in a procedure called *Riemann summation* (pronounced "Ree-mahn") in honor of the great German mathematician G. F. Bernhard Riemann (1826–1866).

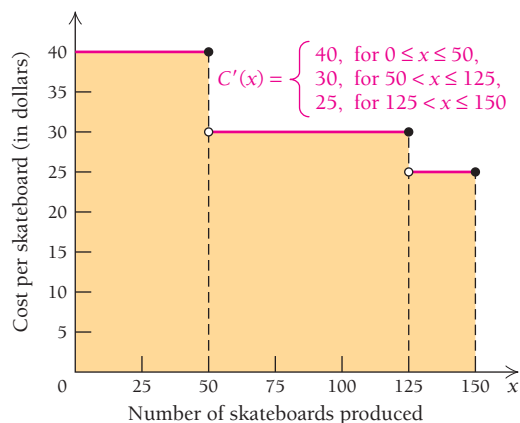
Before we consider areas under curves, let's revisit Green Leaf Skateboards.

**EXAMPLE 5 Business: Total Cost.** Green Leaf Skateboards has the following marginal-cost function for producing skateboards: For up to 50 skateboards, the cost is \$40 per skateboard. For quantities from 51 through 125 skateboards, the cost drops to \$30 per skateboard. After 125 skateboards, it drops to \$25 per skateboard. If  $x$  represents the number of skateboards produced, the marginal-cost function  $C'$  is

$$C'(x) = \begin{cases} 40, & \text{for } 0 \leq x \leq 50, \\ 30, & \text{for } 50 < x \leq 125, \\ 25, & \text{for } 125 < x \leq 150. \end{cases}$$

Find the total cost to produce 150 skateboards.

**Solution** We are extending Example 2. We calculate the areas of the rectangles formed by the horizontal lines of the graph of the marginal-cost function:



The total cost to produce 150 skateboards is found by summing those areas:

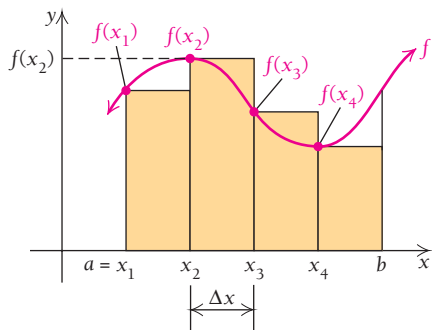
$$\text{Total cost} = (40)(50) + (30)(75) + (25)(25) = \$4875.$$

Example 5 illustrates the first steps of **Riemann summation**, a method that allows us to determine the area under curved graphs. We use rectangles to approximate the area under a curve given by  $y = f(x)$ , a continuous function, over an interval  $[a, b]$ . Riemann summation is accomplished with the use of *summation notation*, introduced below.

In the following figure,  $[a, b]$  is divided into four subintervals, each having width  $\Delta x = (b - a)/4$ .



The area under a curve can be approximated by a sum of rectangular areas.



The heights of the rectangles shown are

$$f(x_1), \quad f(x_2), \quad f(x_3), \quad \text{and} \quad f(x_4).$$

The area of the region under the curve is approximately the sum of the areas of the four rectangles:

$$f(x_1) \Delta x + f(x_2) \Delta x + f(x_3) \Delta x + f(x_4) \Delta x.$$

We can denote this sum with **summation notation**, or **sigma notation**, which uses the Greek capital letter sigma,  $\Sigma$ :

$$\sum_{i=1}^4 f(x_i) \Delta x.$$

This is read “the sum of the product  $f(x_i) \Delta x$  from  $i = 1$  to  $i = 4$ .” To recover the original expression, we substitute the numbers 1 through 4 successively for  $i$  in  $f(x_i) \Delta x$  and write plus signs between the results.

Before we continue, let’s consider some examples involving summation notation.

### Quick Check 3

Write summation notation for each expression:

- a)  $5 + 10 + 15 + 20 + 25$ ;  
b)  $33 + 44 + 55 + 66$ .

■ **EXAMPLE 6** Write summation notation for  $2 + 4 + 6 + 8 + 10$ .

**Solution** Note that we are adding consecutive multiples of 2:

$$2 + 4 + 6 + 8 + 10 = \sum_{i=1}^5 2i.$$

◀ Quick Check 3

■ **EXAMPLE 7** Write summation notation for

$$g(x_1) \Delta x + g(x_2) \Delta x + \cdots + g(x_{19}) \Delta x.$$

**Solution**

$$g(x_1) \Delta x + g(x_2) \Delta x + \cdots + g(x_{19}) \Delta x = \sum_{i=1}^{19} g(x_i) \Delta x$$

■ **EXAMPLE 8** Express  $\sum_{i=1}^4 3^i$  without using summation notation.

**Solution**

$$\sum_{i=1}^4 3^i = 3^1 + 3^2 + 3^3 + 3^4, \quad \text{or} \quad 120$$

◀ Quick Check 4

### Quick Check 4

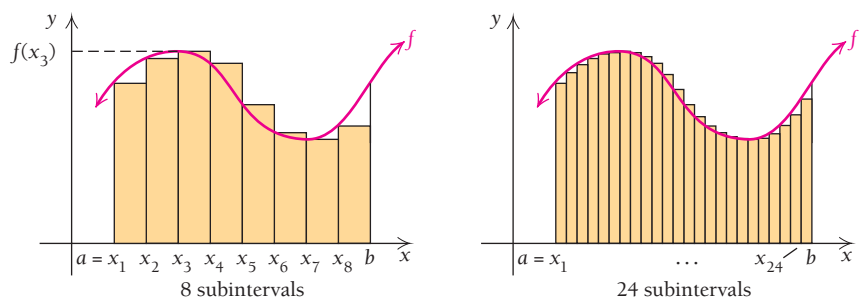
Express  $\sum_{i=1}^6 (i^2 + i)$  without using summation notation.

■ **EXAMPLE 9** Express  $\sum_{i=1}^{30} h(x_i) \Delta x$  without using summation notation.

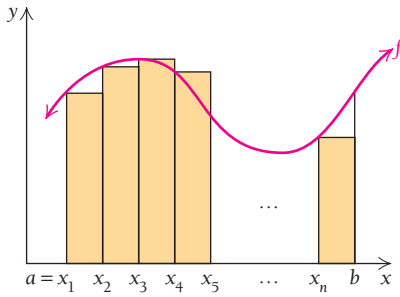
**Solution**

$$\sum_{i=1}^{30} h(x_i) \Delta x = h(x_1) \Delta x + h(x_2) \Delta x + \cdots + h(x_{30}) \Delta x$$

Approximation of area by rectangles becomes more accurate as we use smaller subintervals and hence more rectangles, as shown in the following figures.







In general, suppose that the interval  $[a, b]$  is divided into  $n$  equally sized subintervals, each of width  $\Delta x = (b - a)/n$ . We construct rectangles with heights

$$f(x_1), f(x_2), \dots, f(x_n).$$

The width of each rectangle is  $\Delta x$ , so the first rectangle has an area of  $f(x_1)\Delta x$ , the second rectangle has an area of  $f(x_2)\Delta x$ , and so on. The area of the region under the curve is approximated by the sum of the areas of the rectangles:

$$\sum_{i=1}^n f(x_i)\Delta x.$$

**EXAMPLE 10** Consider the graph of

$$f(x) = 600x - x^2$$

over the interval  $[0, 600]$ .

- a) Approximate the area by dividing the interval into 6 subintervals.
- b) Approximate the area by dividing the interval into 12 subintervals.

**Solution**

- a) We divide  $[0, 600]$  into 6 subintervals of size

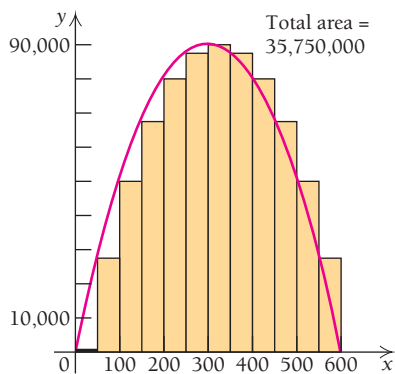
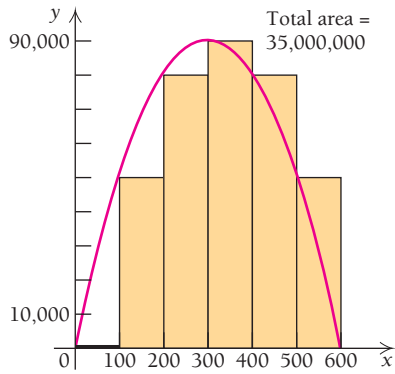
$$\Delta x = \frac{600 - 0}{6} = 100,$$

with  $x_i$  ranging from  $x_1 = 0$  to  $x_6 = 500$ . Thus, the area under the curve is approximately

$$\begin{aligned} \sum_{i=1}^6 f(x_i)\Delta x &= f(0) \cdot 100 + f(100) \cdot 100 + f(200) \cdot 100 \\ &\quad + f(300) \cdot 100 + f(400) \cdot 100 + f(500) \cdot 100 \\ &= 0 \cdot 100 + 50,000 \cdot 100 + 80,000 \cdot 100 \\ &\quad + 90,000 \cdot 100 + 80,000 \cdot 100 + 50,000 \cdot 100 \\ &= 35,000,000. \end{aligned}$$

- b) We divide  $[0, 600]$  into 12 subintervals of size  $\Delta x = (600 - 0)/12 = 50$ , with  $x_i$  ranging from  $x_1 = 0$  to  $x_{12} = 550$ . Thus, we have another approximation of the area under the curve:

$$\begin{aligned} \sum_{i=1}^{12} f(x_i)\Delta x &= f(0) \cdot 50 + f(50) \cdot 50 + f(100) \cdot 50 + f(150) \cdot 50 \\ &\quad + f(200) \cdot 50 + f(250) \cdot 50 + f(300) \cdot 50 + f(350) \cdot 50 \\ &\quad + f(400) \cdot 50 + f(450) \cdot 50 + f(500) \cdot 50 + f(550) \cdot 50 \\ &= 0 \cdot 50 + 27,500 \cdot 50 + 50,000 \cdot 50 + 67,500 \cdot 50 \\ &\quad + 80,000 \cdot 50 + 87,500 \cdot 50 + 90,000 \cdot 50 + 87,500 \cdot 50 \\ &\quad + 80,000 \cdot 50 + 67,500 \cdot 50 + 50,000 \cdot 50 + 27,500 \cdot 50 \\ &= 35,750,000. \end{aligned}$$

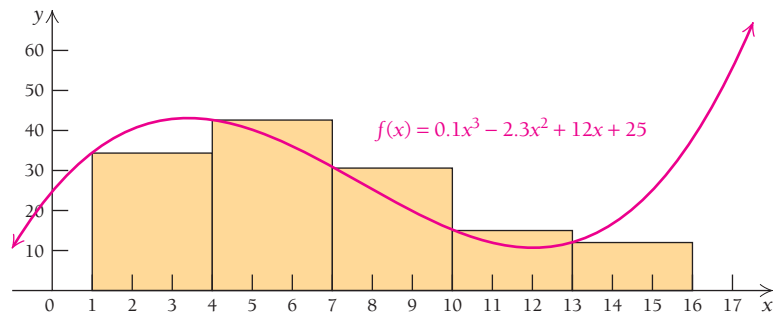


Note that in Example 10 the approximation using  $n = 12$  is closer to the exact value than the one using  $n = 6$ .

The sums used in Example 10 to approximate the area under a curve are called *Riemann sums*. Riemann sums can be calculated using any  $x$ -value within each subinterval. For simplicity, in this text we will always use the left endpoint of each subinterval.

**EXAMPLE 11** Use 5 subintervals to approximate the area under the graph of  $f(x) = 0.1x^3 - 2.3x^2 + 12x + 25$  over the interval  $[1, 16]$ .

**Solution** We divide  $[1, 16]$  into 5 subintervals of size  $\Delta x = (16 - 1)/5 = 3$ , with  $x_i$  ranging from  $x_1 = 1$  to  $x_5 = 13$ . Although a drawing is not required, we can make one to help visualize the area.



The area under the curve from 1 to 16 is approximately

$$\begin{aligned} \sum_{i=1}^5 f(x_i) \Delta x &= f(1) \cdot 3 + f(4) \cdot 3 + f(7) \cdot 3 + f(10) \cdot 3 + f(13) \cdot 3 \\ &= 34.8 \cdot 3 + 42.6 \cdot 3 + 30.6 \cdot 3 + 15 \cdot 3 + 12 \cdot 3 \\ &= 405. \end{aligned}$$

### Quick Check 5

Use 6 subintervals to approximate the area under the graph of the function in Example 11 over the interval  $[0, 12]$ .

### Quick Check 5

## Steps for the Process of Riemann Summation

1. Draw the graph of  $f(x)$ .
2. Subdivide the interval  $[a, b]$  into  $n$  subintervals of equal width. Calculate the width of each rectangle by using the formula  $\Delta x = \frac{b - a}{n}$ .
3. Construct rectangles above the subintervals such that the top left corner of each rectangle touches the graph.
4. Determine the area of each rectangle.
5. Sum these areas to arrive at an approximation for the total area under the curve.

## Definite Integrals

The key concept being developed in this section is that the more subintervals we use, the more accurate the approximation of area becomes. As the number of subdivisions  $n$  increases, the width of each rectangle  $\Delta x$  decreases. If  $n$  is allowed to approach infinity, then  $\Delta x$  approaches 0; these are limits, and the approximations of area become more and more exact to the true area under the graph. The *exact* area underneath the graph of a continuous function  $y = f(x)$  over an interval  $[a, b]$  is, by definition, given by a definite integral.

### DEFINITION

Let  $y = f(x)$  be continuous and nonnegative,  $f(x) \geq 0$ , over an interval  $[a, b]$ . A **definite integral** is the limit as  $n \rightarrow \infty$  (equivalently,  $\Delta x \rightarrow 0$ ) of the Riemann sum of the areas of rectangles under the graph of the function  $y = f(x)$  over the interval  $[a, b]$ .

$$\text{Exact area} = \lim_{\Delta x \rightarrow 0} \sum_{i=1}^n f(x_i) \cdot \Delta x = \int_a^b f(x) dx.$$

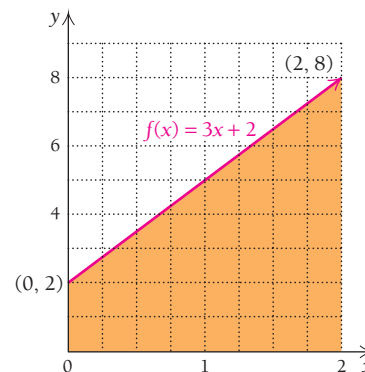
Notice that the summation symbol becomes an integral sign (the elongated “s” is Leibniz notation representing “sum”) and  $\Delta x$  becomes  $dx$ . The interval endpoints  $a$  and  $b$  are placed at the bottom right and top right, respectively, of the integral sign.

If  $f(x) \geq 0$  over an interval  $[a, b]$ , the *definite integral represents area*. The definite integral is also defined for  $f(x) < 0$ . We will discuss its interpretation in Section 4.3.

We can use geometry to determine the value of some definite integrals, as the following example suggests.

**EXAMPLE 12** Determine the value of  $\int_0^2 (3x + 2) dx$ .

**Solution** This definite integral is a command to calculate the exact area underneath the graph of the function  $f(x) = 3x + 2$  over the interval  $[0, 2]$ . We sketch the graph and note that the region is a trapezoid. Thus, we can use geometry to determine this area (a Riemann sum is not needed here).



Using a method similar to that in Example 3(b), we find that the area is 10. Therefore,

$$\int_0^2 (3x + 2) dx = 10.$$

### Quick Check 6

Use geometry to determine the values of these definite integrals:

- a)  $\int_0^3 (x + 1) dx$ ;  
 b)  $\int_4^7 (15 - 2x) dx$ .

### Quick Check 6

## Section Summary

- The area under a curve can often be interpreted in a meaningful way.
- The units of the area are found by multiplying the units of the input variable by the units of the output variable. It is crucial that the units are consistent.
- Geometry can be used to find areas of regions formed by graphs of linear functions.
- A *Riemann sum* uses rectangles to approximate the area under a curve. The more rectangles, the better the approximation.
- The *definite integral*,  $\int_a^b f(x) dx$ , is a representation of the exact area under the graph of a continuous function  $y = f(x)$ , where  $f(x) \geq 0$ , over an interval  $[a, b]$ .

## EXERCISE SET

## 4.2

## APPLICATIONS

## Business and Economics

In Exercises 1–8, calculate total cost, disregarding any fixed costs.

1. **Total cost from marginal cost.** Redline Roasting has found that the cost, in dollars per pound, of the coffee it roasts is

$$C'(x) = -0.012x + 6.50, \quad \text{for } x \leq 300,$$

where  $x$  is the number of pounds of coffee roasted. Find the total cost of roasting 200 lb of coffee.

2. **Total cost from marginal cost.** Sylvie's Old World Cheeses has found that the cost, in dollars per kilogram, of the cheese it produces is

$$C'(x) = -0.003x + 4.25, \quad \text{for } x \leq 500,$$

where  $x$  is the number of kilograms of cheese produced. Find the total cost of producing 400 kg of cheese.

3. **Total cost from marginal cost.** Photos from Nature has found that the cost per card of producing  $x$  note cards is given by

$$C'(x) = -0.04x + 85, \quad \text{for } x \leq 1000,$$

where  $C'(x)$  is the cost, in cents, per card. Find the total cost of producing 650 cards.

4. **Total cost from marginal cost.** Cleo's Custom Fabrics has found that the cost per yard of producing  $x$  yards of a particular fabric is given by

$$C'(x) = -0.007x + 12, \quad \text{for } x \leq 350,$$

where  $C'(x)$  is the cost in dollars. Find the total cost of producing 200 yd of this material.

5. **Total revenue from marginal profit.** A concert promoter sells  $x$  tickets and has a marginal-profit function given by

$$P'(x) = 2x - 1150,$$

where  $P'(x)$  is in dollars per ticket. This means that the rate of change of total profit with respect to the number of tickets sold,  $x$ , is  $P'(x)$ . Find the total profit from the sale of the first 300 tickets.

6. **Total profit from marginal profit.** Poysse Inc. has a marginal-profit function given by

$$P'(x) = -2x + 80,$$

where  $P'(x)$  is in dollars per unit. This means that the rate of change of total profit with respect to the number of units produced,  $x$ , is  $P'(x)$ . Find the total profit from the production and sale of the first 40 units.

7. **Total cost from marginal costs.** Raggs, Ltd., determines that its marginal cost, in dollars per dress, is given by

$$C'(x) = -\frac{2}{25}x + 50, \quad \text{for } x \leq 450.$$

Find the total cost of producing the first 200 dresses.

8. **Total cost from marginal cost.** Using the information and answer from Exercise 7, find the cost of producing the 201st dress through the 400th dress.

9. **Total cost from marginal cost.** Ship Shape Woodworkers has found that the marginal cost of producing  $x$  feet of custom molding is given by

$$C'(x) = -0.00002x^2 - 0.04x + 45, \quad \text{for } x \leq 800,$$

where  $C'(x)$  is in cents. Approximate the total cost of manufacturing 800 ft of molding, using 5 subintervals over  $[0, 800]$  and the left endpoint of each subinterval.

10. **Total cost from marginal cost.** Soulful Scents has found that the marginal cost of producing  $x$  ounces of a new fragrance is given by

$$C'(x) = 0.0005x^2 - 0.1x + 30, \quad \text{for } x \leq 125,$$

where  $C'(x)$  is in dollars. Use 5 subintervals over  $[0, 100]$  and the left endpoint of each subinterval to approximate the total cost of producing 100 oz of the fragrance.

11. **Total cost from marginal cost.** Shelly's Roadside Fruit has found that the marginal cost of producing  $x$  pints of fresh-squeezed orange juice is given by

$$C'(x) = 0.000008x^2 - 0.004x + 2, \quad \text{for } x \leq 350,$$

where  $C'(x)$  is in dollars. Approximate the total cost of producing 270 pt of juice, using 3 subintervals over  $[0, 270]$  and the left endpoint of each subinterval.

12. **Total cost from marginal cost.** Mangianello Paving, Inc., has found that the marginal cost, in dollars, of paving a road surface with asphalt is given by

$$C'(x) = \frac{1}{6}x^2 - 20x + 1800, \quad \text{for } x \leq 80,$$

where  $x$  is measured in hundreds of feet. Use 4 subintervals over  $[0, 40]$  and the left endpoint of each subinterval to approximate the total cost of paving 4000 ft of road surface.

In Exercises 13–18, write summation notation for each expression.

13.  $3 + 6 + 9 + 12 + 15 + 18$

14.  $5 + 10 + 15 + 20 + 25 + 30 + 35$

15.  $f(x_1) + f(x_2) + f(x_3) + f(x_4)$

16.  $g(x_1) + g(x_2) + g(x_3) + g(x_4) + g(x_5)$

17.  $G(x_1) + G(x_2) + \cdots + G(x_{15})$

18.  $F(x_1) + F(x_2) + \cdots + F(x_{17})$

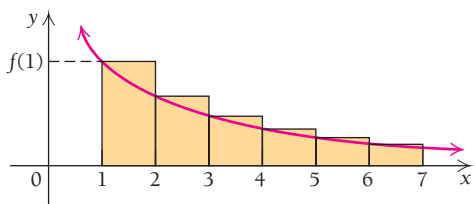
19. Express  $\sum_{i=1}^4 2^i$  without using summation notation.

20. Express  $\sum_{i=0}^5 (-2)^i$  without using summation notation.

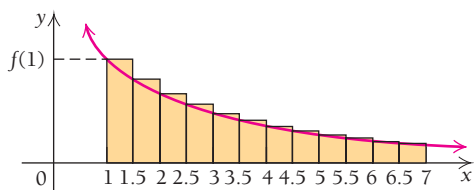
21. Express  $\sum_{i=1}^5 f(x_i)$  without using summation notation.

22. Express  $\sum_{i=1}^4 g(x_i)$  without using summation notation.

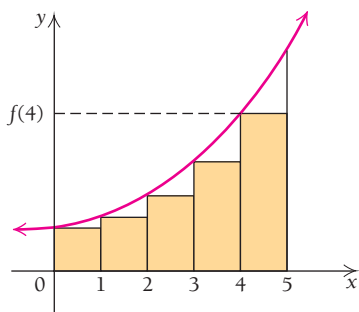
23. a) Approximate the area under the following graph of  $f(x) = \frac{1}{x^2}$  over the interval  $[1, 7]$  by computing the area of each rectangle to four decimal places and then adding.



b) Approximate the area under the graph of  $f(x) = \frac{1}{x^2}$  over the interval  $[1, 7]$  by computing the area of each rectangle to four decimal places and then adding. Compare your answer to that for part (a).

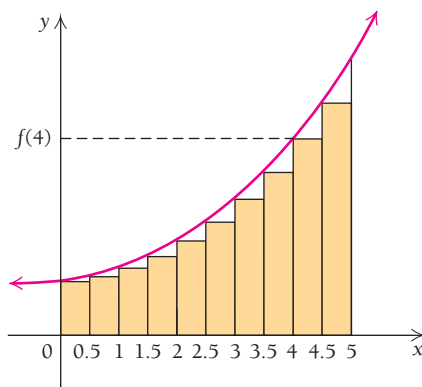


24. a) Approximate the area under the graph of  $f(x) = x^2 + 1$  over the interval  $[0, 5]$  by computing the area of each rectangle and then adding.

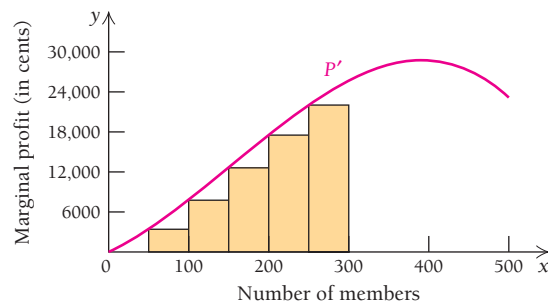


b) Approximate the area under the graph of  $f(x) = x^2 + 1$  over the interval  $[0, 5]$  by computing

the area of each rectangle and then adding. Compare your answer to that for part (a).



25. **Total profit from marginal profit.** Holcomb Hill Fitness has found that the marginal profit,  $P'(x)$ , in cents, is given by  $P'(x) = -0.0006x^3 + 0.28x^2 + 55.6x$ , for  $x \leq 500$ , where  $x$  is the number of members currently enrolled at the health club.



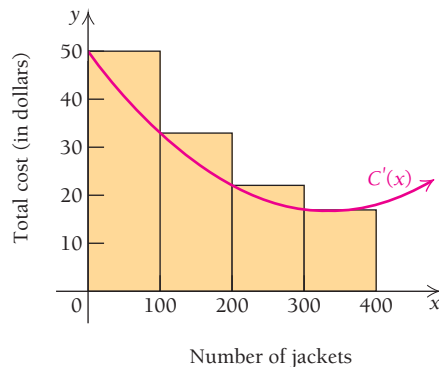
Approximate the total profit when 300 members are enrolled by computing the sum

$$\sum_{i=1}^6 P'(x_i) \Delta x,$$

with  $\Delta x = 50$ .

26. **Total cost from marginal cost.** Raggs, Ltd., has found that the marginal cost, in dollars, for the  $x$ th jacket produced is given by

$$C'(x) = 0.0003x^2 - 0.2x + 50.$$



Approximate the total cost of producing 400 jackets by computing the sum

$$\sum_{i=1}^4 C'(x_i) \Delta x,$$

with  $\Delta x = 100$ .

27. Approximate the area under the graph of  $f(x) = 0.01x^4 - 1.44x^2 + 60$  over the interval  $[2, 10]$  by dividing the interval into 4 subintervals.
28. Approximate the area under the graph of  $g(x) = -0.02x^4 + 0.28x^3 - 0.3x^2 + 20$  over the interval  $[3, 12]$  by dividing the interval into 4 subintervals.
29. Approximate the area under the graph of  $F(x) = 0.2x^3 + 2x^2 - 0.2x - 2$  over the interval  $[-8, -3]$  using 5 subintervals.
30. Approximate the area under the graph of  $G(x) = 0.1x^3 + 1.2x^2 - 0.4x - 4.8$  over the interval  $[-10, -4]$  using 6 subintervals.

In Exercises 31–39, use geometry to evaluate each definite integral.

31.  $\int_0^2 2 \, dx$       32.  $\int_0^5 6 \, dx$
33.  $\int_2^6 3 \, dx$       34.  $\int_{-1}^4 4 \, dx$
35.  $\int_0^3 x \, dx$       36.  $\int_0^5 4x \, dx$
37.  $\int_0^{10} \frac{1}{2}x \, dx$       38.  $\int_0^5 (2x + 5) \, dx$
39.  $\int_2^4 (10 - 2x) \, dx$

**SYNTHESIS**

40. Show that, for any function  $f$  defined for all  $x_i$ 's, and any constant  $k$ , we have

$$\sum_{i=1}^4 kf(x_i) = k \sum_{i=1}^4 f(x_i).$$

Then show that, in general,

$$\sum_{i=1}^n kf(x_i) = k \sum_{i=1}^n f(x_i),$$

for any constant  $k$  and any function  $f$  defined for all  $x_i$ 's.

**The Trapezoidal Rule.** Another way to approximate an integral is to replace each rectangle in the sum with a trapezoid (see Figs. 1 and 2). The area of a trapezoid is  $h(c_1 + c_2)/2$ , where  $c_1$  and  $c_2$  are the lengths of the parallel sides. Thus, in Fig. 2,

$$\begin{aligned} \text{Area under } f \text{ over } [a, b] &\approx \Delta x \frac{f(a) + f(m)}{2} + \Delta x \frac{f(m) + f(b)}{2} \\ &\approx \Delta x \left[ \frac{f(a)}{2} + f(m) + \frac{f(b)}{2} \right]. \end{aligned}$$

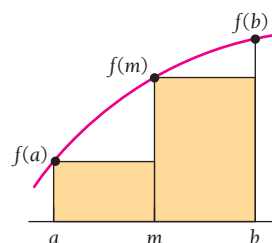


FIGURE 1

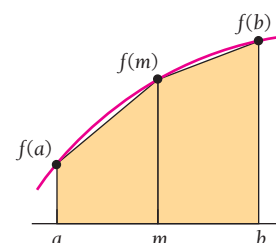


FIGURE 2

For an interval  $[a, b]$  subdivided into  $n$  equal subintervals of length  $\Delta x = (b - a)/n$ , we get the approximation

$$\begin{aligned} \text{Area under } f \text{ over } [a, b] &\approx \Delta x \left[ \frac{f(a)}{2} + f(x_2) + f(x_3) + \cdots + f(x_n) + \frac{f(b)}{2} \right], \end{aligned}$$

where  $x_1 = a$  and

$$x_n = x_{n-1} + \Delta x \text{ or } x_n = a + (n - 1)\Delta x.$$

This is called the Trapezoidal Rule.

41. Use the Trapezoidal Rule and the interval subdivision of Exercise 23(a) to approximate the area under the graph of  $f(x) = 1/x^2$  over the interval  $[1, 7]$ .
42. Use the Trapezoidal Rule and the interval subdivision of Exercise 24(a) to approximate the area under the graph of  $f(x) = x^2 + 1$  over the interval  $[0, 5]$ .

**TECHNOLOGY CONNECTION**



The exact area of a semicircle of radius  $r$  can be found using the formula  $A = \frac{1}{2}\pi r^2$ . Using this equation, compare the answers to Exercises 43 and 44 with the exact area. Note that most calculators do not show entire semicircles.

43. Approximate the area under the graph of  $f(x) = \sqrt{25 - x^2}$  using 10 rectangles.
44. Approximate the area under the graph of  $g(x) = \sqrt{49 - x^2}$  using 14 rectangles.

**Answers to Quick Checks**

1. (a) 225 ft; (b) 2700 ft    2. Total profit = \$8925
3. (a)  $\sum_{i=1}^5 5i$ ; (b)  $\sum_{i=3}^6 11i$     4. 112    5. 368    6. (a) 7.5; (b) 12

## 4.3

## OBJECTIVES

- Find the area under the graph of a nonnegative function over a given closed interval.
- Evaluate a definite integral.
- Interpret an area below the horizontal axis.
- Solve applied problems involving definite integrals.

## Area and Definite Integrals

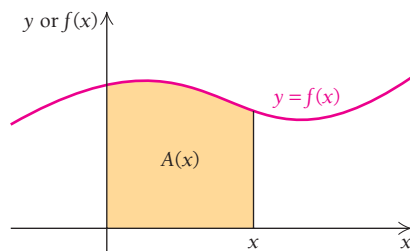
In Sections 4.1 and 4.2, we considered the relationship between the area under the graph of a function  $f$  and the antiderivative of  $f$ . We have yet to establish the general rule that the antiderivative of a function  $f$  does in fact lead to the exact area under the graph of  $f$ . As we will see, we can use the antiderivative of a function to determine the exact area under the graph of the function. This process is called *integration*.

## The Fundamental Theorem of Calculus

The area under the graph of a nonnegative continuous function  $f$  over an interval  $[a, b]$  is determined as an area function  $A$ , which is an antiderivative of  $f$ ; that is,  $\frac{d}{dx}A(x) = f(x)$ . We have established this fact for a few cases in which  $f$  was a constant or linear function by using geometry formulas for areas of a rectangle and a triangle. When the graph of  $f$  is a curve, we can approximate the area underneath the graph using a Riemann sum, which suggests a general method for calculating the area underneath the graph of *any* nonnegative continuous function  $f$ .

The following table summarizes some of the area functions we determined by geometry.

Function	Area Function	Text Reference
$f(x) = 2x$	$A(x) = x^2$	Technology Connection (p. 395)
$f(x) = 3$	$A(x) = 3x$	Technology Connection (p. 395)
$f(x) = 3x^2$	$A(x) = x^3$	Technology Connection (p. 395)
$f(x) = k$	$A(x) = kx$	Section 4.2
$f(x) = mx$	$A(x) = \frac{1}{2}mx^2$	Section 4.2

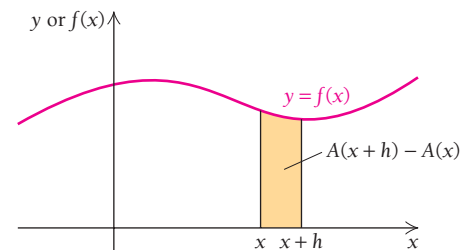
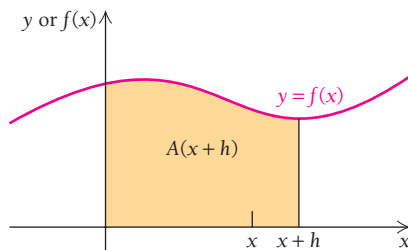


You may have noticed that each time the derivative of the area function,  $A(x)$ , is  $f(x)$ . Is this always the case?

We answer this by letting  $A(x)$  represent the area under a nonnegative continuous function  $f$  over the interval  $[0, x]$ . To find  $A'(x)$ , we use the definition of the derivative:

$$A'(x) = \lim_{h \rightarrow 0} \frac{A(x+h) - A(x)}{h}.$$

Since  $A(x+h)$  is the area under  $f$  over the interval  $[0, x+h]$ , it follows that  $A(x+h) - A(x)$  is the area under  $f$  between  $x$  and  $x+h$ .



As  $h$  approaches zero, the area  $A(x + h) - A(x)$  approaches the area of a rectangle with width  $h$  and height  $f(x)$ . That is,

$$A(x + h) - A(x) \approx h \cdot f(x).$$

Thus,  $\frac{A(x + h) - A(x)}{h} \approx f(x)$ , Dividing both sides by  $h$

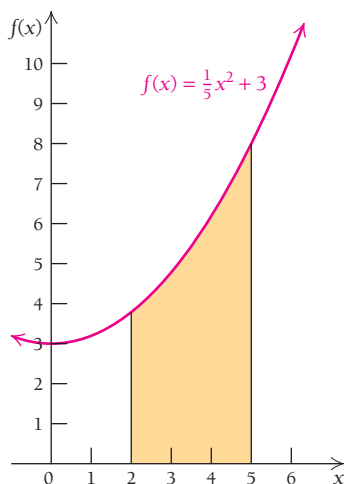
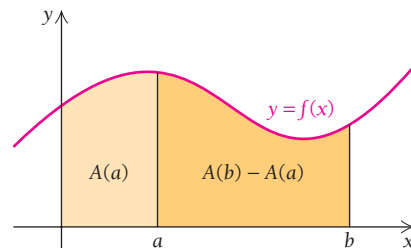
and  $\lim_{h \rightarrow 0} \frac{A(x + h) - A(x)}{h} = \lim_{h \rightarrow 0} f(x) = f(x)$ ,

which demonstrates that  $A'(x) = f(x)$ . We have proved the following remarkable result.

#### THEOREM 4

Let  $f$  be a nonnegative continuous function over an interval  $[0, b]$ , and let  $A(x)$  be the area between the graph of  $f$  and the  $x$ -axis over the interval  $[0, x]$ , with  $0 < x < b$ . Then  $A(x)$  is a differentiable function of  $x$  and  $A'(x) = f(x)$ .

Theorem 4 resolves the question posed earlier: Yes, the derivative of the area function is always the function under which the area is being calculated. However, Theorem 4 holds only for the interval  $[0, x]$ . How can we adapt Theorem 4 to apply when  $f$  is defined over any interval  $[a, b]$ ? Referring to the graph below, we see that the area over  $[a, b]$  is the same as the area over  $[0, b]$  minus the area over  $[0, a]$  or  $A(b) - A(a)$ .



In Section 4.1, we also found that a function's antiderivatives can differ only in their constant terms. Thus, if  $F(x)$  is another antiderivative of  $f(x)$ , then  $A(x) = F(x) + C$ , for some constant  $C$ , and

$$\text{Area} = A(b) - A(a) = F(b) + C - (F(a) + C) = F(b) - F(a).$$

This result tells us that as long as an area is computed by substituting an interval's endpoints into an antiderivative and then subtracting, *any* antiderivative—and any choice of  $C$ —can be used. It generally simplifies computations to choose 0 as the value of  $C$ .

■ **EXAMPLE 1** Find the area under the graph of  $f(x) = \frac{1}{5}x^2 + 3$  over the interval  $[2, 5]$ .

**Solution** Although making a drawing is not required, doing so helps us visualize the problem.

Note that every antiderivative of  $f(x) = \frac{1}{5}x^2 + 3$  is of the form

$$F(x) = \frac{1}{15}x^3 + 3x + C.$$



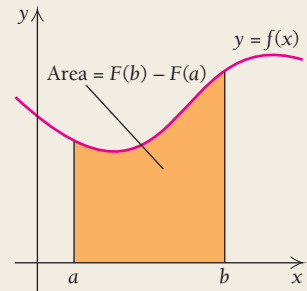
For simplicity, we set  $C = 0$ , so

$$\begin{aligned}\text{Area over } [2, 5] &= F(5) - F(2) \\ &= \frac{125}{15} + 15 - \left(\frac{8}{15} + 6\right) \\ &= 16\frac{4}{5}.\end{aligned}$$

Although it is possible to express the area under a curve as the limit of a Riemann sum, as we did in Section 4.2, it is usually much easier to work with antiderivatives.

To find the area under the graph of a nonnegative continuous function  $f$  over the interval  $[a, b]$ :

1. Find any antiderivative  $F(x)$  of  $f(x)$ . Let  $C = 0$  for simplicity.
2. Evaluate  $F(x)$  at  $x = b$  and  $x = a$ , and compute  $F(b) - F(a)$ . The result is the area under the graph over the interval  $[a, b]$ .



**EXAMPLE 2** Find the area under the graph of  $y = x^2 + 1$  over the interval  $[-1, 2]$ .

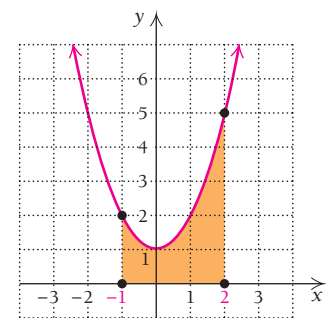
**Solution** In this case,  $f(x) = x^2 + 1$ , with  $a = -1$  and  $b = 2$ .

1. Find any antiderivative  $F(x)$  of  $f(x)$ . We choose the simplest one:

$$F(x) = \frac{x^3}{3} + x.$$

2. Substitute 2 and  $-1$ , and find the difference  $F(2) - F(-1)$ :

$$\begin{aligned}F(2) - F(-1) &= \left[\frac{2^3}{3} + 2\right] - \left[\frac{(-1)^3}{3} + (-1)\right] \\ &= \frac{8}{3} + 2 - \left[\frac{-1}{3} - 1\right] \\ &= \frac{8}{3} + 2 + \frac{1}{3} + 1 \\ &= 6.\end{aligned}$$



We can make a partial check by counting the squares and parts of squares shaded on the graph to the right.

◀ Quick Check 1

### Quick Check 1

Refer to the function and graph in Example 2.

- a) Calculate the area over the interval  $[0, 5]$ .
- b) Calculate the area over the interval  $[-2, 2]$ .
- c) Can you suggest a shortcut for part (b)?

### TECHNOLOGY CONNECTION



#### Using iPlot to Find the Area under a Graph

The iPlot app can be used on your iPhone or iPad to evaluate definite integrals and find the area under a continuous nonnegative function over a closed interval. Let's find the area

under the graph of the function considered in Example 2,  $f(x) = x^2 + 1$ , over the interval  $[-1, 2]$ . After opening iPlot, touch the Functions icon at the bottom of the screen. Press  $\boxed{+}$  in the upper right. Then enter the function

## Using iPlot to Find the Area under a Graph (continued)

as  $x^2+1$ . Press Done in the upper right and then Plot to obtain the graph (Fig. 1).

To find the area under the curve over the interval  $[-1, 2]$ , press Integ (second from the right at the bottom) until it changes color. You may have to press it firmly. Then touch the screen, and you will see a tracing cursor (Fig. 2). Locate the cursor as close as you can to the lower bound of the interval. Then firmly press Apply (in the lower right corner). The screen will glow and then a display like that in Fig. 3 will appear. Touch the number at the top, and change it to  $-1$ . Then touch the upper bound number, and change it to  $2$ ; the screen will look like Fig. 4.

Next, press OK firmly. The complete curve with the shaded area and the answer,  $6$ , will be displayed (Fig. 5).

**Caution!** This app seems to crash frequently. You may need to start over. Hopefully, an update will improve the app's stability.

iPlot will also evaluate definite integrals over intervals where the function is not nonnegative. For example,  $\int_1^2 (x^2 - 3) dx = -\frac{2}{3} \approx -0.666667$ , as seen in Fig. 6. As we shall see later in this section, since there is more area below the  $x$ -axis than above, the result is negative.

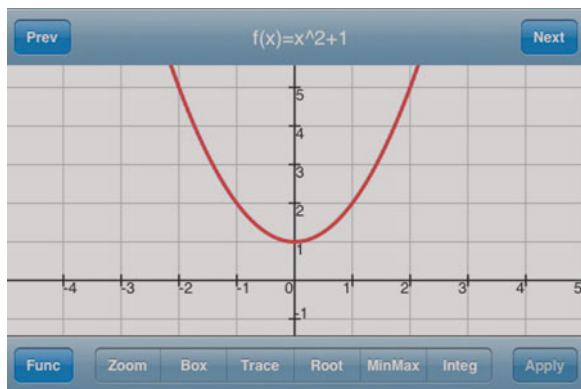


FIGURE 1

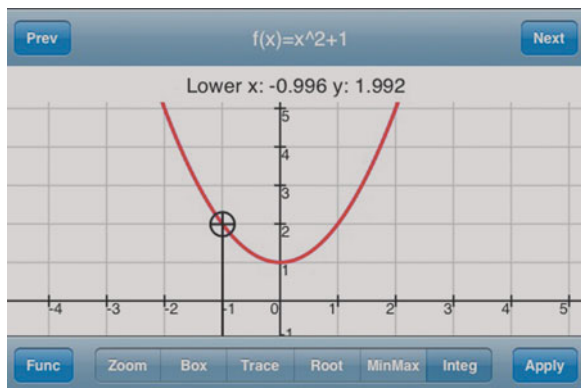


FIGURE 2



FIGURE 3



FIGURE 4

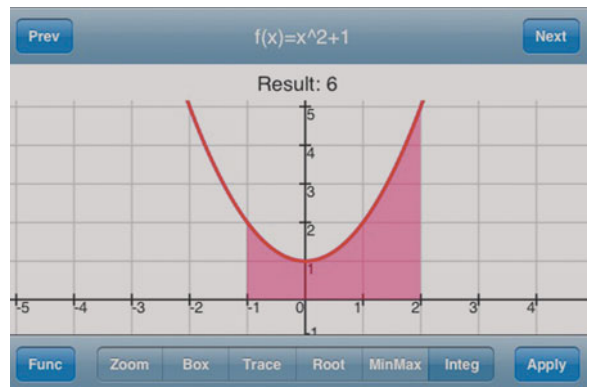


FIGURE 5

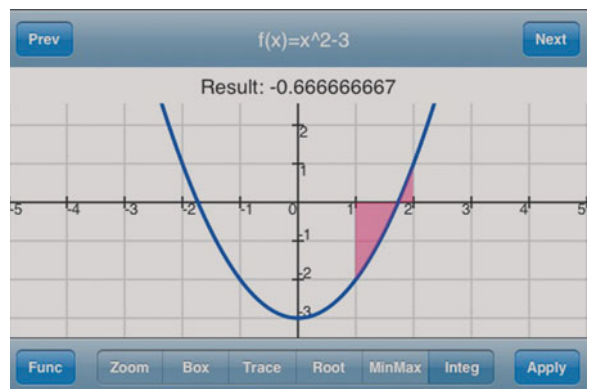
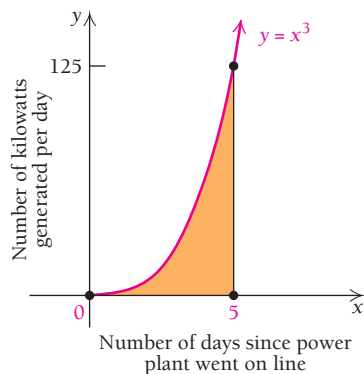


FIGURE 6

### EXERCISES

Evaluate each definite integral.

- $\int_{-2}^2 (4 - x^2) dx$
- $\int_{-1}^0 (x^3 - 3x + 1) dx$
- $\int_1^6 \frac{\ln x}{x^2} dx$
- $\int_{-8}^2 \frac{4}{(1 + e^x)^2} dx$
- $\int_4^{15} (0.002x^4 - 0.3x^2 + 4x - 7) dx$



■ **EXAMPLE 3** Let  $y = x^3$  represent the number of kilowatts (kW) generated by a new power plant each day,  $x$  days after going on line. Find the area under the graph of  $y = x^3$  over the interval  $[0, 5]$  and interpret the significance of the area.

**Solution** In this case,  $f(x) = x^3$ ,  $a = 0$ , and  $b = 5$ .

1. Find any antiderivative  $F(x)$  of  $f(x)$ . We choose the simplest one:

$$F(x) = \frac{x^4}{4}.$$

2. Substitute 5 and 0, and find the difference  $F(5) - F(0)$ :

$$F(5) - F(0) = \frac{5^4}{4} - \frac{0^4}{4} = \frac{625}{4} = 156\frac{1}{4}.$$

The area represents the total number of kilowatts generated during the first 5 days. Note that  $\text{kW/day} \cdot \text{days} = \text{kW}$ .

The difference  $F(b) - F(a)$  has the same value for all antiderivatives  $F$  of a function  $f$  whether the function is nonnegative or not. It is called the *definite integral* of  $f$  from  $a$  to  $b$ .

### DEFINITION

Let  $f$  be any continuous function over the interval  $[a, b]$  and  $F$  be any antiderivative of  $f$ . Then the **definite integral** of  $f$  from  $a$  to  $b$  is

$$\int_a^b f(x) \, dx = F(b) - F(a).$$

Evaluating definite integrals is called *integration*. The numbers  $a$  and  $b$  are known as the **limits of integration**. Note that this use of the word *limit* indicates an endpoint of an interval, not a value that is being approached, as you learned in Chapter 1.

■ **EXAMPLE 4** Evaluate:  $\int_a^b x^2 \, dx$ .

**Solution** Using the antiderivative  $F(x) = x^3/3$ , we have

$$\int_a^b x^2 \, dx = \frac{b^3}{3} - \frac{a^3}{3}.$$

It is convenient to use an intermediate notation:

$$\int_a^b f(x) \, dx = [F(x)]_a^b = F(b) - F(a),$$

where  $F(x)$  is an antiderivative of  $f(x)$ .

■ **EXAMPLE 5** Evaluate each of the following:

a)  $\int_{-1}^4 (x^2 - x) \, dx$ ;    b)  $\int_0^3 e^x \, dx$ ;    c)  $\int_1^e \left(1 + 2x - \frac{1}{x}\right) \, dx$  (assume  $x > 0$ ).

**Solution**

$$\begin{aligned} \text{a) } \int_{-1}^4 (x^2 - x) dx &= \left[ \frac{x^3}{3} - \frac{x^2}{2} \right]_{-1}^4 = \left( \frac{4^3}{3} - \frac{4^2}{2} \right) - \left( \frac{(-1)^3}{3} - \frac{(-1)^2}{2} \right) \\ &= \left( \frac{64}{3} - \frac{16}{2} \right) - \left( \frac{-1}{3} - \frac{1}{2} \right) \\ &= \frac{64}{3} - 8 + \frac{1}{3} + \frac{1}{2} = 14\frac{1}{6} \end{aligned}$$

$$\text{b) } \int_0^3 e^x dx = [e^x]_0^3 = e^3 - e^0 = e^3 - 1$$

$$\begin{aligned} \text{c) } \int_1^e \left( 1 + 2x - \frac{1}{x} \right) dx &= [x + x^2 - \ln x]_1^e \quad \text{We assume } x > 0. \\ &= (e + e^2 - \ln e) - (1 + 1^2 - \ln 1) \\ &= (e + e^2 - 1) - (1 + 1 - 0) \\ &= e + e^2 - 1 - 1 - 1 \\ &= e + e^2 - 3 \end{aligned}$$

**Quick Check 2**

Evaluate each of the following:

$$\text{a) } \int_2^4 (2x^3 - 3x) dx;$$

$$\text{b) } \int_0^{\ln 4} 2e^x dx;$$

$$\text{c) } \int_1^5 \frac{x-1}{x} dx.$$

**Quick Check 2**

The fact that we can express the integral of a function either as a limit of a sum or in terms of an antiderivative is so important that it has a name: the *Fundamental Theorem of Integral Calculus*.

**The Fundamental Theorem of Integral Calculus**

If a continuous function  $f$  has an antiderivative  $F$  over  $[a, b]$ , then

$$\lim_{n \rightarrow \infty} \sum_{i=1}^n f(x_i) \Delta x = \int_a^b f(x) dx = F(b) - F(a).$$

It is helpful to envision taking the limit as stretching the summation sign,  $\Sigma$ , into something resembling an  $S$  (the integral sign) and redefining  $\Delta x$  as  $dx$ . Because  $\Delta x$  is used in the limit,  $dx$  appears in the integral notation.

**More on Area**

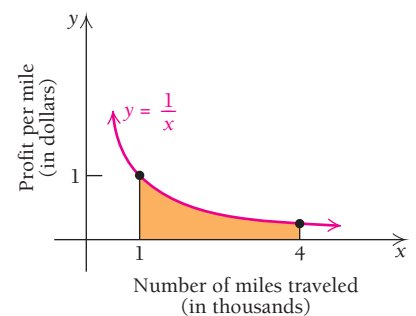
When we evaluate the definite integral of a nonnegative function, we get the area under the graph over an interval.

**EXAMPLE 6** Suppose that  $y$  is the profit per mile traveled and  $x$  is the number of miles traveled, in thousands. Find the area under  $y = 1/x$  over the interval  $[1, 4]$  and interpret the significance of this area.

**Solution**

$$\begin{aligned} \int_1^4 \frac{dx}{x} &= [\ln x]_1^4 = \ln 4 - \ln 1 \\ &= \ln 4 - 0 \approx 1.3863 \end{aligned}$$

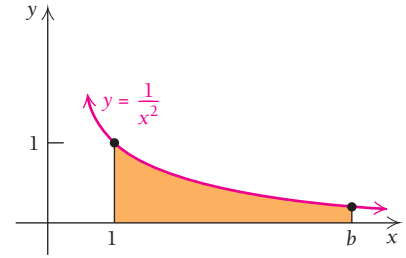
Considering the units, (dollars/mile)  $\cdot$  miles = dollars, we see that the area represents a total profit of \$1386.30 when the miles traveled increase from 1000 to 4000 miles.



**EXAMPLE 7** Find the area under  $y = 1/x^2$  over the interval  $[1, b]$ .

**Solution**

$$\begin{aligned} \int_1^b \frac{dx}{x^2} &= \int_1^b x^{-2} dx \\ &= \left[ \frac{x^{-2+1}}{-2+1} \right]_1^b \\ &= \left[ \frac{x^{-1}}{-1} \right]_1^b = \left[ -\frac{1}{x} \right]_1^b \\ &= \left( -\frac{1}{b} \right) - \left( -\frac{1}{1} \right) \\ &= 1 - \frac{1}{b} \end{aligned}$$

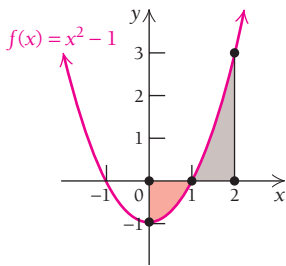
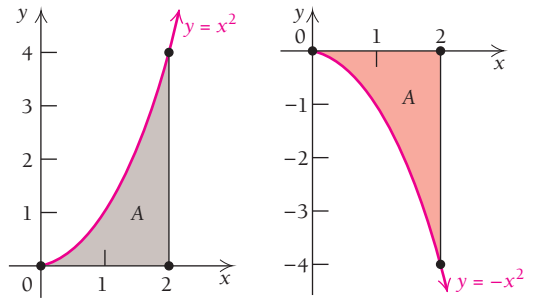


Now let's compare the definite integrals of the functions  $y = x^2$  and  $y = -x^2$ :

$$\begin{aligned} \int_0^2 x^2 dx &= \left[ \frac{x^3}{3} \right]_0^2 \\ &= \frac{2^3}{3} - \frac{0^3}{3} = \frac{8}{3} \end{aligned}$$

$$\begin{aligned} \int_0^2 -x^2 dx &= \left[ -\frac{x^3}{3} \right]_0^2 \\ &= -\frac{2^3}{3} + \frac{0^3}{3} = -\frac{8}{3} \end{aligned}$$

The graphs of the functions  $y = x^2$  and  $y = -x^2$  are reflections of each other across the  $x$ -axis. Thus, the shaded areas are the same,  $\frac{8}{3}$ . The evaluation procedure for  $y = -x^2$  gave us  $-\frac{8}{3}$ . This illustrates that for negative-valued functions, the definite integral gives us the opposite of the area between the curve and the  $x$ -axis.



Now let's consider  $f(x) = x^2 - 1$  over the interval  $[0, 2]$ . It has both positive and negative values. We apply the preceding evaluation procedure, even though the function values are not all nonnegative. We do so in two ways.

First, let's use the fact that for any  $a, b, c$ , if  $a < b < c$ , then

$$\int_a^c f(x) dx = \int_a^b f(x) dx + \int_b^c f(x) dx. \quad \text{The area from } a \text{ to } b \text{ plus the area from } b \text{ to } c \text{ is the area from } a \text{ to } c.$$

(We will consider this property of integrals again in Section 4.4.) Note that 1 is the  $x$ -intercept in  $[0, 2]$ .

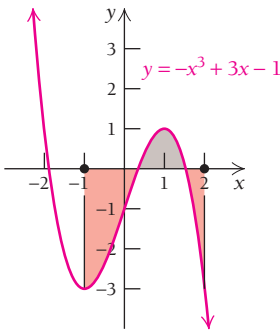
$$\begin{aligned} \int_0^2 (x^2 - 1) dx &= \int_0^1 (x^2 - 1) dx + \int_1^2 (x^2 - 1) dx \\ &= \left[ \frac{x^3}{3} - x \right]_0^1 + \left[ \frac{x^3}{3} - x \right]_1^2 \\ &= \left[ \left( \frac{1^3}{3} - 1 \right) - \left( \frac{0^3}{3} - 0 \right) \right] + \left[ \left( \frac{2^3}{3} - 2 \right) - \left( \frac{1^3}{3} - 1 \right) \right] \\ &= \left[ \frac{1}{3} - 1 \right] + \left[ \frac{8}{3} - 2 - \frac{1}{3} + 1 \right] \\ &= -\frac{2}{3} + \frac{4}{3} = \frac{2}{3}. \end{aligned}$$

This shows that the area above the  $x$ -axis exceeds the area below the  $x$ -axis by  $\frac{2}{3}$  unit.

Now let's evaluate the original integral in another, more direct, way:

$$\begin{aligned}\int_0^2 (x^2 - 1) dx &= \left[ \frac{x^3}{3} - x \right]_0^2 \\ &= \left( \frac{2^3}{3} - 2 \right) - \left( \frac{0^3}{3} - 0 \right) \\ &= \left( \frac{8}{3} - 2 \right) - 0 = \frac{2}{3}.\end{aligned}$$

The definite integral of a continuous function over an interval is the sum of the areas above the  $x$ -axis minus the sum of the areas below the  $x$ -axis.



■ **EXAMPLE 8** Consider  $\int_{-1}^2 (-x^3 + 3x - 1) dx$ . Predict the sign of the result by examining the graph, and then evaluate the integral.

**Solution** From the graph, it appears that there is considerably more area below the  $x$ -axis than above. Thus, we expect that

$$\int_{-1}^2 (-x^3 + 3x - 1) dx < 0.$$

Evaluating the integral, we have

$$\begin{aligned}\int_{-1}^2 (-x^3 + 3x - 1) dx &= \left[ -\frac{x^4}{4} + \frac{3}{2}x^2 - x \right]_{-1}^2 \\ &= \left( -\frac{2^4}{4} + \frac{3}{2} \cdot 2^2 - 2 \right) - \left( -\frac{(-1)^4}{4} + \frac{3}{2}(-1)^2 - (-1) \right) \\ &= (-4 + 6 - 2) - \left( -\frac{1}{4} + \frac{3}{2} + 1 \right) = 0 - 2\frac{1}{4} \\ &= -2\frac{1}{4}.\end{aligned}$$

As a partial check, we note that the result is negative, as predicted.

### Quick Check 3

Let  $f(x) = x^4 - x^2$ .

- Predict the sign of the value of  $\int_0^2 f(x) dx$  by examining the graph.
- Evaluate this integral.

### Quick Check 3

## TECHNOLOGY CONNECTION



### Approximating Definite Integrals

There are two methods for evaluating definite integrals with a calculator. Let's consider the function from Example 8:  $f(x) = -x^3 + 3x - 1$ .

#### Method 1: fnInt

First, we select `fnInt` from the `MATH` menu. Next, we enter the function, the variable, and the endpoints of the interval over which we are integrating. The calculator returns the same value for the definite integral as we found in Example 8.

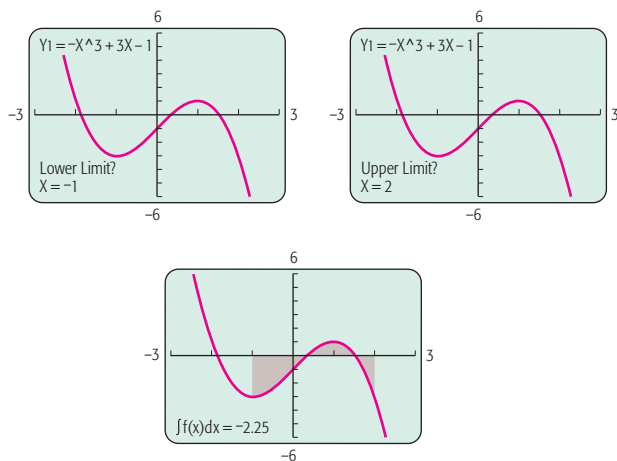
$$\int_{-1}^2 (-x^3 + 3x - 1) dx = -2.25$$

#### Method 2: ∫f(x) dx

We first graph  $y_1 = -x^3 + 3x - 1$ . Then we select `∫f(x)dx` from the `CALC` menu and enter the lower and upper limits of integration. The calculator shades the area and returns

(continued)

the same value for the definite integral as found in Example 8.



### EXERCISES

Evaluate each definite integral.

1.  $\int_{-1}^2 (x^2 - 1) dx$
2.  $\int_{-2}^3 (x^3 - 3x + 1) dx$
3.  $\int_1^6 \frac{\ln x}{x^2} dx$
4.  $\int_{-8}^2 \frac{4}{(1 + e^x)^2} dx$
5.  $\int_{-10}^{10} (0.002x^4 - 0.3x^2 + 4x - 7) dx$

## Applications Involving Definite Integrals

### Determining Total Profit

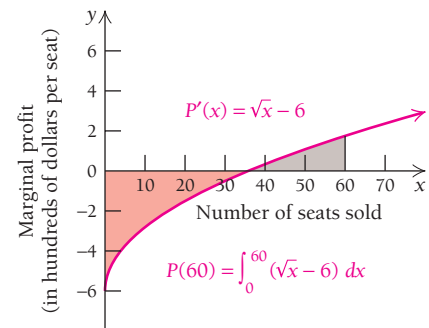
**EXAMPLE 9** **Business: Total Profit from Marginal Profit.** Northeast Airlines determines that the marginal profit resulting from the sale of  $x$  seats on a jet traveling from Atlanta to Kansas City, in hundreds of dollars, is given by

$$P'(x) = \sqrt{x} - 6.$$

Find the total profit when 60 seats are sold.

**Solution** We integrate to find  $P(60)$ :

$$\begin{aligned} P(60) &= \int_0^{60} P'(x) dx \\ &= \int_0^{60} (\sqrt{x} - 6) dx \\ &= \left[ \frac{2}{3}x^{3/2} - 6x \right]_0^{60} \\ &\approx -50.1613. \quad \text{Using a calculator} \end{aligned}$$



When 60 seats are sold, Northeast's profit is  $-\$5016.13$ . That is, the airline will lose  $\$5016.13$  on the flight.

#### Quick Check 4

**Business.** Referring to Example 9, find the total profit of Northeast Airlines when 140 seats are sold.

#### Quick Check 4

### Finding Velocity and Distance from Acceleration

Recall that the position coordinate at time  $t$  of an object moving along a number line is  $s(t)$ . Then

$$\begin{aligned} s'(t) &= v(t) = \text{the velocity at time } t, \\ s''(t) &= v'(t) = a(t) = \text{the acceleration at time } t. \end{aligned}$$

■ **EXAMPLE 10** **Physical Science: Distance.** Suppose that  $v(t) = 5t^4$  and  $s(0) = 9$ . Find  $s(t)$ . Assume that  $s(t)$  is in feet and  $v(t)$  is in feet per second.

**Solution** We first find  $s(t)$  by integrating:

$$s(t) = \int v(t) dt = \int 5t^4 dt = t^5 + C.$$

Next we determine  $C$  by using the initial condition  $s(0) = 9$ , which is the starting position for  $s$  at time  $t = 0$ :

$$\begin{aligned} s(0) &= 0^5 + C = 9 \\ C &= 9. \end{aligned}$$

Thus,  $s(t) = t^5 + 9$ .

■ **EXAMPLE 11** **Physical Science: Distance.** Suppose that  $a(t) = 12t^2 - 6$ , with  $v(0) =$  the initial velocity  $= 5$ , and  $s(0) =$  the initial position  $= 10$ . Find  $s(t)$ , and graph  $a(t)$ ,  $v(t)$ , and  $s(t)$ .

**Solution**

1. We first find  $v(t)$  by integrating  $a(t)$ :

$$\begin{aligned} v(t) &= \int a(t) dt \\ &= \int (12t^2 - 6) dt \\ &= 4t^3 - 6t + C_1. \end{aligned}$$

The condition  $v(0) = 5$  allows us to find  $C_1$ :

$$\begin{aligned} v(0) &= 4 \cdot 0^3 - 6 \cdot 0 + C_1 = 5 \\ C_1 &= 5. \end{aligned}$$

Thus,  $v(t) = 4t^3 - 6t + 5$ .

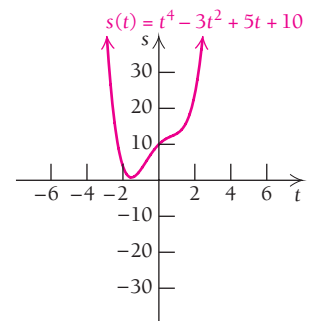
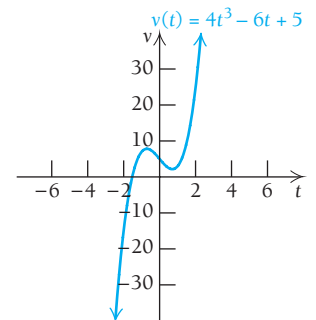
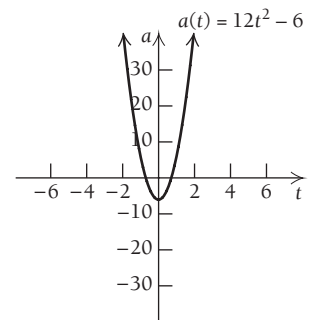
2. Next we find  $s(t)$  by integrating  $v(t)$ :

$$\begin{aligned} s(t) &= \int v(t) dt \\ &= \int (4t^3 - 6t + 5) dt \\ &= t^4 - 3t^2 + 5t + C_2. \end{aligned}$$

The condition  $s(0) = 10$  allows us to find  $C_2$ :

$$\begin{aligned} s(0) &= 0^4 - 3 \cdot 0^2 + 5 \cdot 0 + C_2 = 10 \\ C_2 &= 10. \end{aligned}$$

Thus,  $s(t) = t^4 - 3t^2 + 5t + 10$ .





**EXAMPLE 12** Physical Science: Total Distance Traveled. A particle starts out from the origin. Its velocity, in miles per hour, is given by

$$v(t) = \sqrt{t} + t,$$

where  $t$  is the number of hours since the particle left the origin. How far does the particle travel during the second, third, and fourth hours (from  $t = 1$  to  $t = 4$ )?

**Solution** Recall that velocity, or speed, is the rate of change of distance with respect to time. In other words, velocity is the derivative of the distance function, and the distance function is an antiderivative of the velocity function. To find the total distance traveled from  $t = 1$  to  $t = 4$ , we evaluate the integral

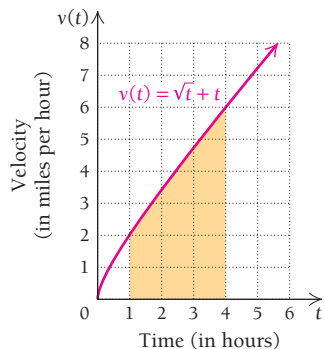
$$\int_1^4 (\sqrt{t} + t) dt.$$

We have

$$\begin{aligned} \int_1^4 (\sqrt{t} + t) dt &= \int_1^4 (t^{1/2} + t) dt \\ &= \left[ \frac{2}{3}t^{3/2} + \frac{1}{2}t^2 \right]_1^4 \\ &= \frac{2}{3} \cdot 4^{3/2} + \frac{1}{2} \cdot 4^2 - \left( \frac{2}{3} \cdot 1^{3/2} + \frac{1}{2} \cdot 1^2 \right) \\ &= \frac{16}{3} + \frac{16}{2} - \frac{2}{3} - \frac{1}{2} \\ &= \frac{14}{3} + \frac{15}{2} \\ &= \frac{73}{6} \\ &= 12\frac{1}{6} \text{ mi.} \end{aligned}$$

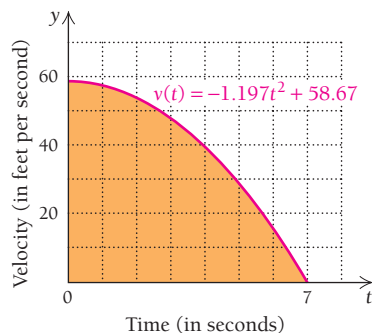
As a check, we can count shaded squares and parts of squares on the graph at the left. As another partial check, we can observe that the units used are  $(\text{mi/hr}) \cdot \text{hr} = \text{mi}$ .

◀ Quick Check 5



### Quick Check 5

Use the grid in the graph in Example 12 to support the claim that the particle travels between 6 and 7 mi during the fifth hour (from  $t = 4$  to  $t = 5$ ). Then calculate the actual distance traveled during that hour.



**EXAMPLE 13** Physical Science: Braking Distance. The driver of a vehicle traveling at 40 mi/hr (58.67 ft/sec) applies the brakes, softly at first, then harder, coming to a complete stop after 7 sec. The velocity as a function of time is modeled by the function  $v(t) = -1.197t^2 + 58.67$ , where  $v$  is in feet per second,  $t$  is in seconds, and  $0 \leq t \leq 7$ . How far did the vehicle travel while the driver was braking?

**Solution** The distance traveled is given by the definite integral of  $v(t)$ :

$$\begin{aligned} \int_0^7 (-1.197t^2 + 58.67) dt &= \left[ -\frac{1.197}{3}t^3 + 58.67t \right]_0^7 \\ &= -\frac{1.197}{3}(7)^3 + 58.67(7) - 0 \\ &= 273.83 \text{ ft.} \end{aligned}$$

This is nearly the length of a football field! In the graph of  $v$ , the shaded area represents the distance the vehicle traveled during the 7 sec.

◀ Quick Check 6

### Quick Check 6

Suppose that the driver in Example 13 braked to a stop in 7 sec but did so “linearly,” that is, slowed from 40 mi/hr to a stop at a constant rate of deceleration. Find the braking distance in feet.

# Section Summary

- The exact area between the  $x$ -axis and the graph of the nonnegative continuous function  $y = f(x)$  over the interval  $[a, b]$  is found by evaluating the *definite integral*

$$\int_a^b f(x) dx = F(b) - F(a),$$

where  $F$  is an antiderivative of  $f$ .

- If a function has areas both below and above the  $x$ -axis, the definite integral gives the net total area, or the

difference between the sum of the areas above the  $x$ -axis and the sum of the areas below the  $x$ -axis.

If there is more area above the  $x$ -axis than below, the definite integral will be positive.

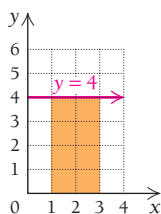
If there is more area below the  $x$ -axis than above, the definite integral will be negative.

If the areas above and below the  $x$ -axis are the same, the definite integral will be 0.

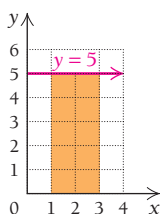
## EXERCISE SET 4.3

Find the area under the given curve over the indicated interval.

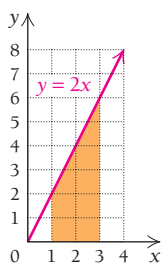
1.  $y = 4$ ;  $[1, 3]$



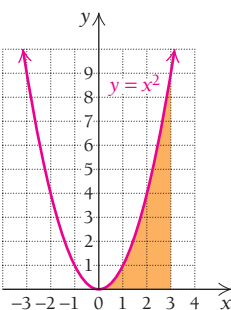
2.  $y = 5$ ;  $[1, 3]$



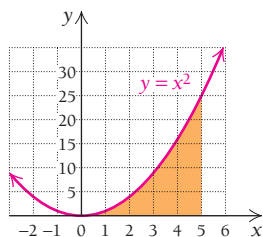
3.  $y = 2x$ ;  $[1, 3]$



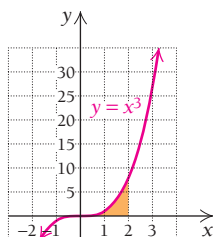
4.  $y = x^2$ ;  $[0, 3]$



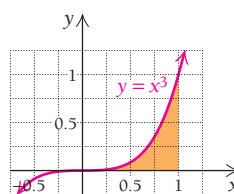
5.  $y = x^2$ ;  $[0, 5]$



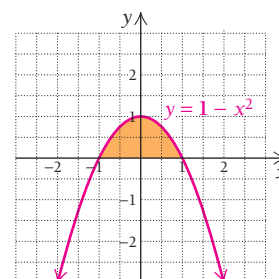
6.  $y = x^3$ ;  $[0, 2]$



7.  $y = x^3$ ;  $[0, 1]$



8.  $y = 1 - x^2$ ;  $[-1, 1]$



9.  $y = 4 - x^2$ ;  $[-2, 2]$

11.  $y = e^x$ ;  $[0, 3]$

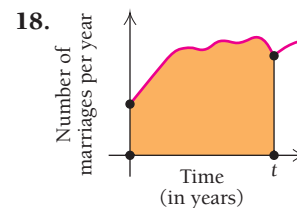
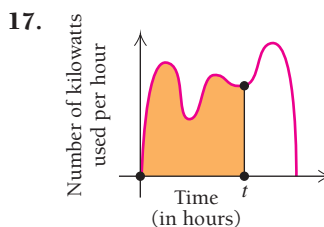
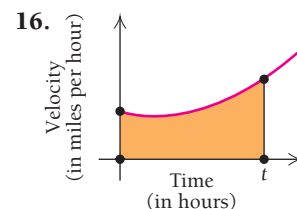
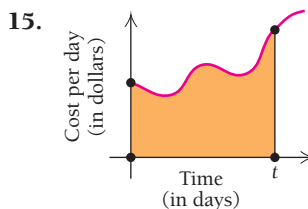
13.  $y = \frac{3}{x}$ ;  $[1, 6]$

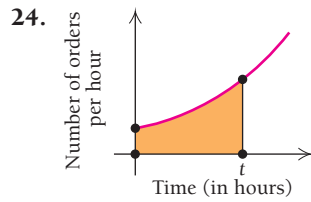
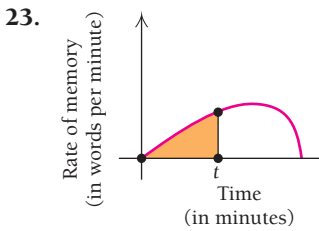
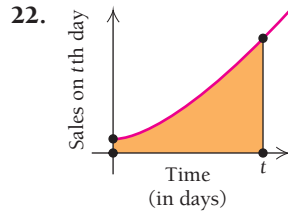
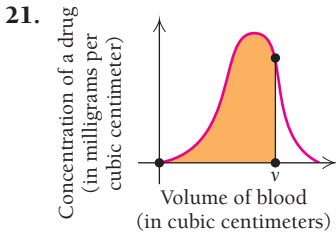
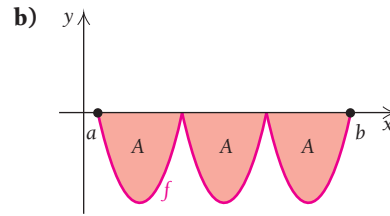
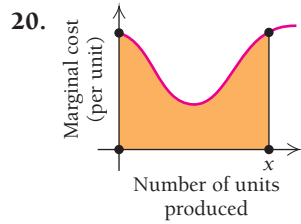
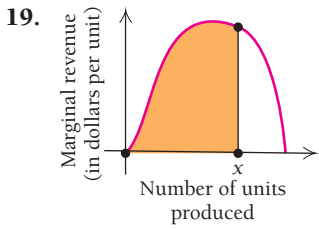
14.  $y = x^2 - 4x$ ;  $[-4, -2]$

10.  $y = e^x$ ;  $[0, 2]$

12.  $y = \frac{2}{x}$ ;  $[1, 4]$

In each of Exercises 15–24, explain what the shaded area represents.

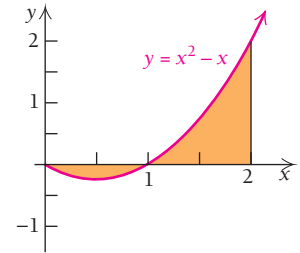
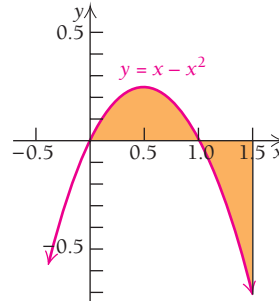




Evaluate. Then interpret the result in terms of the area above and/or below the x-axis.

35.  $\int_0^{1.5} (x - x^2) dx$

36.  $\int_0^2 (x^2 - x) dx$



Find the area under the graph of each function over the given interval.

25.  $y = x^3$ ;  $[0, 2]$

26.  $y = x^4$ ;  $[0, 1]$

27.  $y = x^2 + x + 1$ ;  $[2, 3]$

28.  $y = 2 - x - x^2$ ;  $[-2, 1]$

29.  $y = 5 - x^2$ ;  $[-1, 2]$

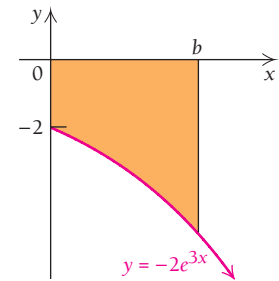
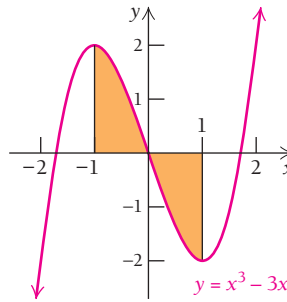
30.  $y = e^x$ ;  $[-2, 3]$

31.  $y = e^x$ ;  $[-1, 5]$

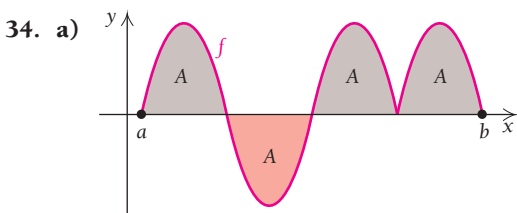
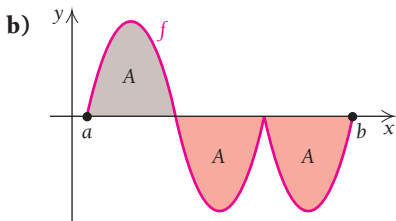
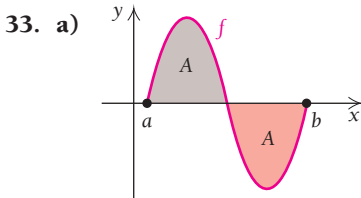
32.  $y = 2x + \frac{1}{x^2}$ ;  $[1, 4]$

37.  $\int_{-1}^1 (x^3 - 3x) dx$

38.  $\int_0^b -2e^{3x} dx$



In Exercises 33 and 34, determine visually whether  $\int_a^b f(x) dx$  is positive, negative, or zero, and express  $\int_a^b f(x) dx$  in terms of the area A. Explain your result.



39–42. Check the results of each of Exercises 35–38 using a graphing calculator.

Evaluate.

43.  $\int_1^3 (3t^2 + 7) dt$

44.  $\int_1^2 (4t^3 - 1) dt$

45.  $\int_1^4 (\sqrt{x} - 1) dx$

46.  $\int_1^8 (\sqrt[3]{x} - 2) dx$

47.  $\int_{-2}^5 (2x^2 - 3x + 7) dx$

48.  $\int_{-2}^3 (-x^2 + 4x - 5) dx$

49.  $\int_{-5}^2 e^t dt$

50.  $\int_{-2}^3 e^{-t} dt$

51.  $\int_a^b \frac{1}{2}x^2 dx$

52.  $\int_a^b \frac{1}{5}x^3 dx$

53.  $\int_a^b e^{2t} dt$

54.  $\int_a^b -e^t dt$

$$55. \int_1^e \left(x + \frac{1}{x}\right) dx \qquad 56. \int_1^e \left(x - \frac{1}{x}\right) dx$$

$$57. \int_0^2 \sqrt{2x} \, dx \quad (\text{Hint: Simplify first.})$$

$$58. \int_0^{27} \sqrt{3x} \, dx$$

## APPLICATIONS

### Business and Economics

59. **Business: total profit.** Pure Water Enterprises finds that the marginal profit, in dollars, from drilling a well that is  $x$  feet deep is given by  
 $P'(x) = \sqrt[5]{x}$ .  
 Find the profit when a well 250 ft deep is drilled.
60. **Business: total revenue.** Sally's Sweets finds that the marginal revenue, in dollars, from the sale of  $x$  pounds of maple-coated pecans is given by  
 $R'(x) = 6x^{-1/6}$ .  
 Find the revenue when 300 lb of maple-coated pecans are produced.
61. **Business: increasing total cost.** Kitchens-to-Please Contracting determines that the marginal cost, in dollars per foot, of installing  $x$  feet of kitchen countertop is given by  
 $C'(x) = 8x^{-1/3}$ .  
 Find the cost of installing an extra 14 ft of countertop after 50 ft have already been ordered.
62. **Business: increasing total profit.** Laso Industries finds that the marginal profit, in dollars, from the sale of  $x$  digital control boards is given by  
 $P'(x) = 2.6x^{0.1}$ .  
 A customer orders 1200 digital control boards and later increases the order to 1500. Find the extra profit resulting from the increase in order size.
63. **Accumulated sales.** A company estimates that its sales will grow continuously at a rate given by the function  
 $S'(t) = 20e^t$ ,  
 where  $S'(t)$  is the rate at which sales are increasing, in dollars per day, on day  $t$ .  
 a) Find the accumulated sales for the first 5 days.  
 b) Find the sales from the 2nd day through the 5th day. (This is the integral from 1 to 5.)
64. **Accumulated sales.** Raggs, Ltd., estimates that its sales will grow continuously at a rate given by the function  
 $S'(t) = 10e^t$ ,  
 where  $S'(t)$  is the rate at which sales are increasing, in dollars per day, on day  $t$ .  
 a) Find the accumulated sales for the first 5 days.  
 b) Find the sales from the 2nd day through the 5th day. (This is the integral from 1 to 5.)

**Credit market debt.** The annual rate of change in the national credit market debt (in billions of dollars per year) can be modeled by the function

$$D'(t) = 857.98 + 829.66t - 197.34t^2 + 15.36t^3,$$

where  $t$  is the number of years since 1995. (Source: Federal Reserve System.) Use the preceding information for Exercises 65 and 66.

65. By how much did the credit market debt increase between 1996 and 2000?
66. By how much did the credit market debt increase between 1999 and 2005?

**Industrial learning curve.** A company is producing a new product. Due to the nature of the product, the time required to produce each unit decreases as workers become more familiar with the production procedure. It is determined that the function for the learning process is

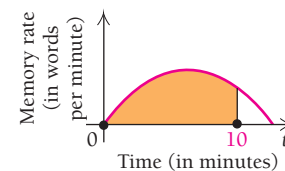
$$T(x) = 2 + 0.3\left(\frac{1}{x}\right),$$

where  $T(x)$  is the time, in hours, required to produce the  $x$ th unit. Use this information for Exercises 67 and 68.

67. Find the total time required for a new worker to produce units 1 through 10; units 20 through 30.
68. Find the total time required for a new worker to produce units 1 through 20; units 20 through 40.

### Social Sciences

**Memorizing.** The rate of memorizing information initially increases. Eventually, however, a maximum rate is reached, after which it begins to decrease.



69. Suppose that in a memory experiment the rate of memorizing is given by  
 $M'(t) = -0.009t^2 + 0.2t$ ,  
 where  $M'(t)$  is the memory rate, in words per minute. How many words are memorized in the first 10 min (from  $t = 0$  to  $t = 10$ )?
70. Suppose that in another memory experiment the rate of memorizing is given by  
 $M'(t) = -0.003t^2 + 0.2t$ ,  
 where  $M'(t)$  is the memory rate, in words per minute. How many words are memorized in the first 10 min (from  $t = 0$  to  $t = 10$ )?
71. See Exercise 69. How many words are memorized during minutes 10–15?
72. See Exercise 70. How many words are memorized during minutes 10–17?

## Life and Physical Sciences

Find  $s(t)$ .

73.  $v(t) = 3t^2$ ,  $s(0) = 4$

74.  $v(t) = 2t$ ,  $s(0) = 10$

Find  $v(t)$ .

75.  $a(t) = 4t$ ,  $v(0) = 20$

76.  $a(t) = 6t$ ,  $v(0) = 30$

Find  $s(t)$ .

77.  $a(t) = -2t + 6$ , with  $v(0) = 6$  and  $s(0) = 10$

78.  $a(t) = -6t + 7$ , with  $v(0) = 10$  and  $s(0) = 20$

79. **Physics.** A particle is released as part of an experiment. Its speed  $t$  seconds after release is given by  $v(t) = -0.5t^2 + 10t$ , where  $v(t)$  is in meters per second.

- a) How far does the particle travel during the first 5 sec?  
 b) How far does it travel during the second 5 sec?

80. **Physics.** A particle is released during an experiment. Its speed  $t$  minutes after release is given by  $v(t) = -0.3t^2 + 9t$ , where  $v(t)$  is in kilometers per minute.

- a) How far does the particle travel during the first 10 min?  
 b) How far does it travel during the second 10 min?

81. **Distance and speed.** A motorcycle accelerates at a constant rate from 0 mph ( $v(0) = 0$ ) to 60 mph in 15 sec.

- a) How fast is it traveling after 15 sec?  
 b) How far has it traveled after 15 sec? (*Hint:* Convert seconds to hours.)

82. **Distance and speed.** A car accelerates at a constant rate from 0 mph to 60 mph in 30 sec.

- a) How fast is it traveling after 30 sec?  
 b) How far has it traveled after 30 sec?

83. **Distance and speed.** A bicyclist decelerates at a constant rate from 30 km/hr to a standstill in 45 sec.

- a) How fast is the bicyclist traveling after 20 sec?  
 b) How far has the bicyclist traveled after 45 sec?

84. **Distance and speed.** A cheetah decelerates at a constant rate from 50 km/hr to a complete stop in 20 sec.

- a) How fast is the cheetah moving after 10 sec?  
 b) How far has the cheetah traveled after 20 sec?

85. **Distance.** For a freely falling object,  $a(t) = -32 \text{ ft/sec}^2$ ,  $v(0) = \text{initial velocity} = v_0$  (in ft/sec), and  $s(0) = \text{initial height} = s_0$  (in ft). Find a general expression for  $s(t)$  in terms of  $v_0$  and  $s_0$ .86. **Time.** A ball is thrown upward from a height of 10 ft, that is,  $s(0) = 10$ , at an initial velocity of 80 ft/sec, or  $v(0) = 80$ . How long will it take before the ball hits the ground? (See Exercise 85.)87. **Distance.** A car accelerates at a constant rate from 0 to 60 mph in min. How far does the car travel during that time?88. **Distance.** A motorcycle accelerates at a constant rate from 0 to 50 mph in 15 sec. How far does it travel during that time?89. **Physics.** A particle starts out from the origin. Its velocity, in miles per hour, after  $t$  hours is given by  $v(t) = 3t^2 + 2t$ .How far does it travel from the 2nd hour through the 5th hour (from  $t = 1$  to  $t = 5$ )?90. **Physics.** A particle starts out from the origin. Its velocity, in miles per hour, after  $t$  hours is given by  $v(t) = 4t^3 + 2t$ .How far does it travel from the start through the 3rd hour (from  $t = 0$  to  $t = 3$ )?

## SYNTHESIS

91. **Accumulated sales.** Bluetape, Inc. estimates that its sales will grow continuously at a rate given by

$$S'(t) = 0.5e^t,$$

where  $S'(t)$  is the rate at which sales are increasing, in dollars per day, on day  $t$ . On what day will accumulated sales first exceed \$10,000?92. **Total pollution.** A factory is polluting a lake in such a way that the rate of pollutants entering the lake at time  $t$ , in months, is given by

$$N'(t) = 280t^{3/2},$$

where  $N$  is the total number of pounds of pollutants in the lake at time  $t$ .

- a) How many pounds of pollutants enter the lake in 16 months?  
 b) An environmental board tells the factory that it must begin cleanup procedures after 50,000 lb of pollutants have entered the lake. After what length of time will this occur?

Evaluate.

93.  $\int_2^3 \frac{x^2 - 1}{x - 1} dx$

94.  $\int_1^5 \frac{x^5 - x^{-1}}{x^2} dx$

95.  $\int_4^{16} (x - 1) \sqrt{x} dx$

96.  $\int_0^1 (x + 2)^3 dx$

97.  $\int_1^8 \frac{\sqrt[3]{x^2} - 1}{\sqrt[3]{x}} dx$

98.  $\int_0^1 \frac{x^3 + 8}{x + 2} dx$

99.  $\int_2^5 (t + \sqrt{3})(t - \sqrt{3}) dt$

100.  $\int_0^1 (t + 1)^3 dt$

101.  $\int_1^3 \left(x - \frac{1}{x}\right)^2 dx$

102.  $\int_1^3 \frac{t^5 - t}{t^3} dt$

103.  $\int_4^9 \frac{t + 1}{\sqrt{t}} dt$

Find the error in each of the following. Explain.

$$104. \int_1^2 (x^2 + x + 1) dx = \left[ \frac{1}{3}x^3 + \frac{1}{2}x^2 + x \right]_1^2$$

$$= \left( \frac{1}{3} \cdot 2^3 + \frac{1}{2} \cdot 2^2 + 2 \right)$$

$$= \frac{20}{3}$$

$$105. \int_1^2 (\ln x - e^x) dx = \left[ \frac{1}{x} - e^x \right]_1^2$$

$$= \left( \frac{1}{2} - e^2 \right) - (1 - e^1)$$

$$= e - e^2 - \frac{1}{2}$$

## TECHNOLOGY CONNECTION



Evaluate.

106.  $\int_{-1.2}^{6.3} (x^3 - 9x^2 + 27x + 50) dx$

107.  $\int_{-8}^{1.4} (x^4 + 4x^3 - 36x^2 - 160x + 300) dx$

108.  $\int_{-2}^2 \sqrt{4 - x^2} dx$

109.  $\int_{-1}^1 (3 + \sqrt{1 - x^2}) dx$

110.  $\int_0^8 x(x - 5)^4 dx$

111.  $\int_{-2}^2 x^{2/3} \left( \frac{5}{2} - x \right) dx$

112.  $\int_2^4 \frac{x^2 - 4}{x^2 - 3} dx$

113.  $\int_{-10}^{10} \frac{8}{x^2 + 4} dx$

114. Prove that  $\int_a^b f(x) dx = - \int_b^a f(x) dx$ .

## Answers to Quick Checks

1. (a)  $46\frac{2}{3}$ , or  $\frac{140}{3}$ ; (b)  $9\frac{1}{3}$ , or  $\frac{28}{3}$ ; (c) integrate from 0 to 2, then double the result  
 2. (a) 102; (b) 6;  
 (c)  $4 - \ln 5 \approx 2.39$  3. (a) Positive; (b)  $\frac{56}{15}$   
 4. Approximately \$26,433.49 5. Approximately 6.62 mi  
 6. Approximately 205.35 ft

## 4.4

## OBJECTIVES

- Use properties of definite integrals to find the area between curves.
- Solve applied problems involving definite integrals.
- Determine the average value of a function.

## Properties of Definite Integrals

## The Additive Property of Definite Integrals

We have seen that the definite integral

$$\int_a^c f(x) dx$$

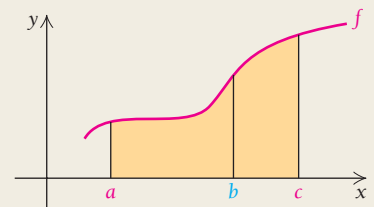
can be regarded as the area under the graph of  $y = f(x) \geq 0$  over the interval  $[a, c]$ . Thus, if  $b$  is such that  $a < b < c$ , the above integral can be expressed as a sum. This **additive property of definite integrals** is stated in the following theorem.

## THEOREM 5

For  $a < b < c$ ,

$$\int_a^c f(x) dx = \int_a^b f(x) dx + \int_b^c f(x) dx.$$

For any number  $b$  between  $a$  and  $c$ , the integral from  $a$  to  $c$  is the integral from  $a$  to  $b$  plus the integral from  $b$  to  $c$ .



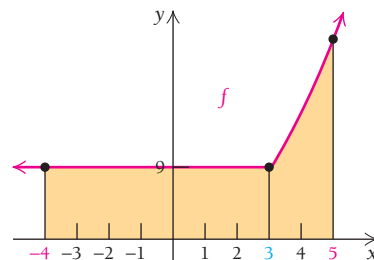
Theorem 5 is especially useful when a function is defined piecewise, in different ways over different subintervals.

**EXAMPLE 1** Find the area under the graph of  $y = f(x)$  from  $-4$  to  $5$ , where

$$f(x) = \begin{cases} 9, & \text{for } x < 3, \\ x^2, & \text{for } x \geq 3. \end{cases}$$

**Solution**

$$\begin{aligned} \int_{-4}^5 f(x) \, dx &= \int_{-4}^3 f(x) \, dx + \int_3^5 f(x) \, dx \\ &= \int_{-4}^3 9 \, dx + \int_3^5 x^2 \, dx \\ &= 9[x]_{-4}^3 + \left[ \frac{x^3}{3} \right]_3^5 \\ &= 9(3 - (-4)) + \left( \frac{5^3}{3} - \frac{3^3}{3} \right) \\ &= 95\frac{2}{3} \end{aligned}$$



**Quick Check 1**

Find the area under the graph of  $y = g(x)$  from  $-3$  to  $6$ , where

$$g(x) = \begin{cases} x^2, & \text{for } x \leq 2, \\ 8 - x, & \text{for } x > 2. \end{cases}$$

**Quick Check 1**

**EXAMPLE 2** Evaluate each definite integral:

a)  $\int_{-3}^4 |x| \, dx;$

b)  $\int_0^3 |1 - x^2| \, dx.$

**Solution**

a) The absolute-value function  $f(x) = |x|$  is defined piecewise as follows:

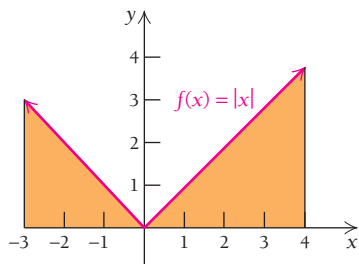
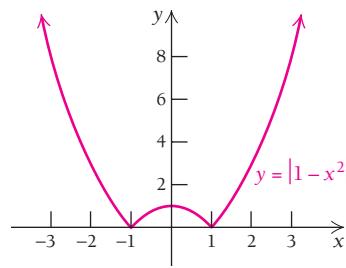
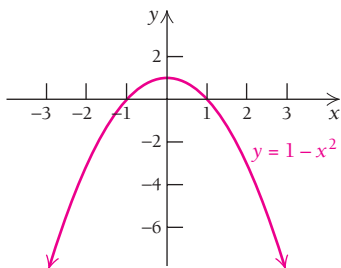
$$f(x) = |x| = \begin{cases} -x, & \text{for } x < 0, \\ x, & \text{for } x \geq 0. \end{cases} \quad \text{See Example 8 in Section R.5.}$$

Therefore,

$$\begin{aligned} \int_{-3}^4 |x| \, dx &= \int_{-3}^0 (-x) \, dx + \int_0^4 x \, dx \\ &= \left[ -\frac{x^2}{2} \right]_{-3}^0 + \left[ \frac{x^2}{2} \right]_0^4 \\ &= \left( -\frac{0^2}{2} - \left( -\frac{(-3)^2}{2} \right) \right) + \left( \frac{4^2}{2} - \frac{0^2}{2} \right) \\ &= \frac{9}{2} + \frac{16}{2} = \frac{25}{2}. \end{aligned}$$

As a check, this definite integral can also be evaluated using geometry, since the two regions are triangles.

b) The graph of  $f(x) = |1 - x^2|$  is the graph of  $y = 1 - x^2$ , where any portion of the graph below the  $x$ -axis (that is, where  $y < 0$ ) is reflected above the  $x$ -axis.

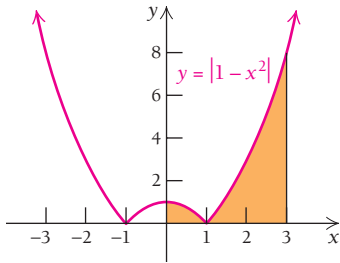


We see that  $y$  is negative when  $x < -1$  or  $x > 1$ . Therefore, the function is defined piecewise:

$$f(x) = |1 - x^2| = \begin{cases} x^2 - 1, & \text{for } x < -1 \text{ or } x > 1, \\ 1 - x^2, & \text{for } -1 \leq x \leq 1. \end{cases} \quad \text{See Exercises 101–108 in Section 2.1.}$$

The definite integral of  $f(x) = |1 - x^2|$  over the interval  $[0, 3]$  is treated as the sum of two definite integrals, those of  $y = 1 - x^2$  over the interval  $[0, 1]$  and of  $y = x^2 - 1$  over the interval  $[1, 3]$ :

$$\begin{aligned} \int_0^3 |1 - x^2| dx &= \int_0^1 (1 - x^2) dx + \int_1^3 (x^2 - 1) dx \\ &= \left[ x - \frac{1}{3}x^3 \right]_0^1 + \left[ \frac{1}{3}x^3 - x \right]_1^3 \\ &= \left( 1 - \frac{1}{3} \cdot 1^3 \right) - \left( 0 - \frac{1}{3} \cdot 0^3 \right) + \left( \frac{1}{3} \cdot 3^3 - 3 \right) - \left( \frac{1}{3} \cdot 1^3 - 1 \right) \\ &= \frac{22}{3}. \end{aligned}$$



### Quick Check 2

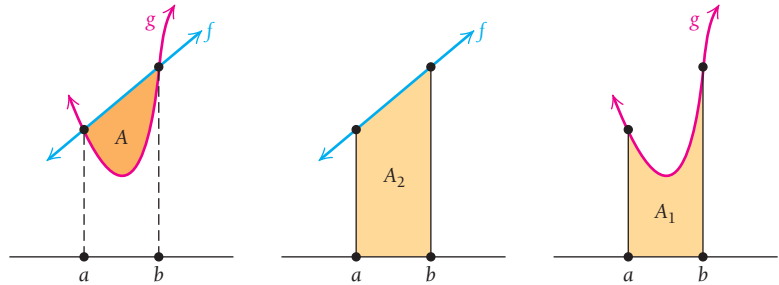
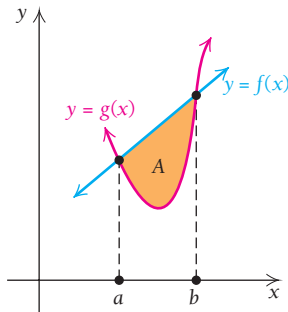
Evaluate  $\int_0^7 |2x - 1| dx$ .

### Quick Check 2

## The Area of a Region Bounded by Two Graphs

Suppose that we want to find the area of a region bounded by the graphs of two functions,  $y = f(x)$  and  $y = g(x)$ , as shown at the left.

Note that the area of the desired region  $A$  is the area of  $A_2$  minus that of  $A_1$ .



Thus,

$$A = \underbrace{\int_a^b f(x) dx}_{A_2} - \underbrace{\int_a^b g(x) dx}_{A_1},$$

or 
$$A = \int_a^b [f(x) - g(x)] dx.$$

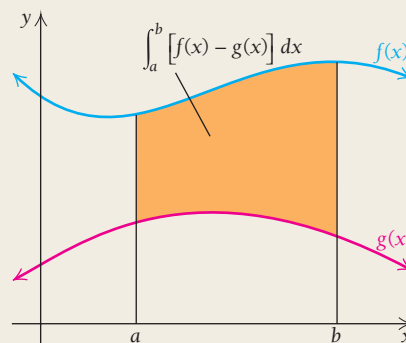
In general, we have the following theorem.



**THEOREM 6**

Let  $f$  and  $g$  be continuous functions and suppose that  $f(x) \geq g(x)$  over the interval  $[a, b]$ . Then the area of the region between the two curves, from  $x = a$  to  $x = b$ , is

$$\int_a^b [f(x) - g(x)] dx.$$



**EXAMPLE 3** Find the area of the region bounded by the graphs of  $f(x) = 2x + 1$  and  $g(x) = x^2 + 1$ .

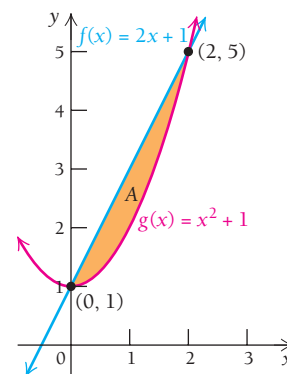
**Solution** First, we make a reasonably accurate sketch, as in the figure at the right, to determine which is the upper graph. To calculate the points of intersection, we set  $f(x)$  equal to  $g(x)$  and solve.

$$\begin{aligned} f(x) &= g(x) \\ 2x + 1 &= x^2 + 1 \\ 0 &= x^2 - 2x \\ 0 &= x(x - 2) \\ x &= 0 \quad \text{or} \quad x = 2 \end{aligned}$$

The graphs intersect at  $x = 0$  and  $x = 2$ . We see that, over the interval  $[0, 2]$ ,  $f$  is the upper graph.

We now compute the area as follows:

$$\begin{aligned} \int_0^2 [(2x + 1) - (x^2 + 1)] dx &= \int_0^2 (2x - x^2) dx \\ &= \left[ x^2 - \frac{x^3}{3} \right]_0^2 \\ &= \left( 2^2 - \frac{2^3}{3} \right) - \left( 0^2 - \frac{0^3}{3} \right) \\ &= 4 - \frac{8}{3} \\ &= \frac{4}{3}. \end{aligned}$$

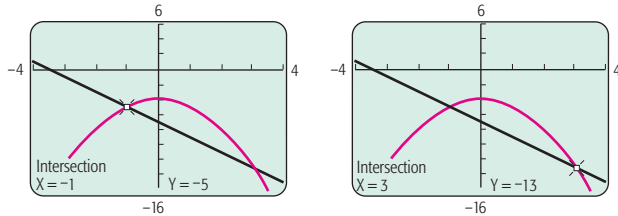
**Quick Check 3**

Find the area of the region bounded by the graphs of  $y = \sqrt{x}$  and  $y = \frac{1}{3}x$ .

**Quick Check 3**

TECHNOLOGY CONNECTION 

To find the area bounded by two graphs, such as  $y_1 = -2x - 7$  and  $y_2 = -x^2 - 4$ , we graph each function and use INTERSECT from the CALC menu to determine the points of intersection.



Next, we use fnInt from the MATH menu.

$$\int_{-1}^3 (-x^2 - 4) - (-2x - 7) dx$$

10.66666667

The area bounded by the two curves is about 10.7.

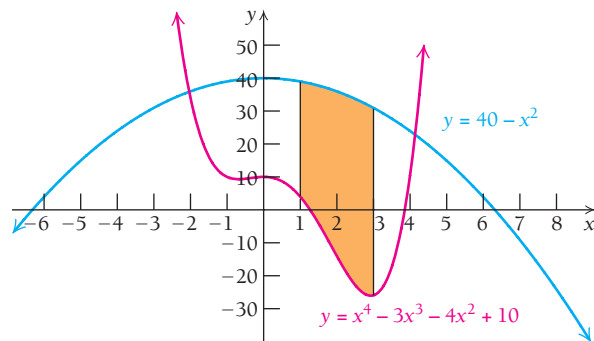
**EXERCISES**

1. Find the area of the region in Example 3 using this approach.
2. Use iPlot to find the same area.

**EXAMPLE 4** Find the area of the region bounded by

$$y = x^4 - 3x^3 - 4x^2 + 10, \quad y = 40 - x^2, \quad x = 1, \quad \text{and} \quad x = 3.$$

**Solution** First, we make a reasonably accurate sketch, as in the figure below, to ensure that we have the correct configuration. Note that over  $[1, 3]$ , the upper graph is  $y = 40 - x^2$ . Thus,  $40 - x^2 \geq x^4 - 3x^3 - 4x^2 + 10$  over  $[1, 3]$ .



By subtracting a negative number (the area between the red curve and the  $x$ -axis), we are adding areas. The limits of integration are stated, so we can compute the area as follows:

$$\begin{aligned} & \int_1^3 [(40 - x^2) - (x^4 - 3x^3 - 4x^2 + 10)] dx \\ &= \int_1^3 (-x^4 + 3x^3 + 3x^2 + 30) dx \\ &= \left[ -\frac{x^5}{5} + \frac{3}{4}x^4 + x^3 + 30x \right]_1^3 \\ &= \left( -\frac{3^5}{5} + \frac{3}{4} \cdot 3^4 + 3^3 + 30 \cdot 3 \right) - \left( -\frac{1^5}{5} + \frac{3}{4} \cdot 1^4 + 1^3 + 30 \cdot 1 \right) \\ &= 97.6. \end{aligned}$$

## An Environmental Application

**EXAMPLE 5** Life Science: Emission Control. A clever college student develops an engine that is believed to meet all state standards for emission control. The new engine's rate of emission is given by

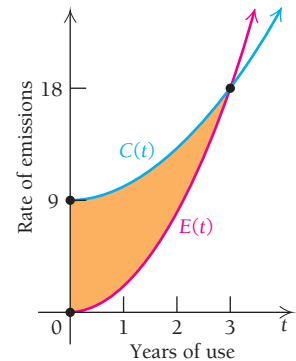
$$E(t) = 2t^2,$$

where  $E(t)$  is the emissions, in billions of pollution particulates per year, at time  $t$ , in years. The emission rate of a conventional engine is given by

$$C(t) = 9 + t^2.$$

The graphs of both curves are shown at the right.

- At what point in time will the emission rates be the same?
- What reduction in emissions results from using the student's engine?

**Solution**

- The rate of emission will be the same when  $E(t) = C(t)$ , or

$$\begin{aligned} 2t^2 &= 9 + t^2 \\ t^2 - 9 &= 0 \\ (t - 3)(t + 3) &= 0 \\ t &= 3 \quad \text{or} \quad t = -3. \end{aligned}$$

Since negative time has no meaning in this problem, the emission rates will be the same when  $t = 3$  yr.

- The reduction in emissions is represented by the area of the shaded region in the figure above. It is the area between  $C(t) = 9 + t^2$  and  $E(t) = 2t^2$ , from  $t = 0$  to  $t = 3$ , and is computed as follows:

$$\begin{aligned} \int_0^3 [(9 + t^2) - 2t^2] dt &= \int_0^3 (9 - t^2) dt \\ &= \left[ 9t - \frac{t^3}{3} \right]_0^3 \\ &= \left( 9 \cdot 3 - \frac{3^3}{3} \right) - \left( 9 \cdot 0 - \frac{0^3}{3} \right) \\ &= 27 - 9 \\ &= 18 \text{ billion pollution particulates.} \end{aligned}$$

**Quick Check 4****Quick Check 4**

Two rockets are fired upward. The first rocket's velocity is given by the function  $v_1(t) = 4t$ ; the second rocket's velocity is given by the function  $v_2(t) = \frac{1}{10}t^2$ . In both cases,  $t$  is in seconds and velocity is in feet per second.

- When the two rockets' velocities are the same, how far ahead (in feet) is the first rocket?
- After how many seconds will the second rocket catch up to the first, and how far away will they be from the starting point?

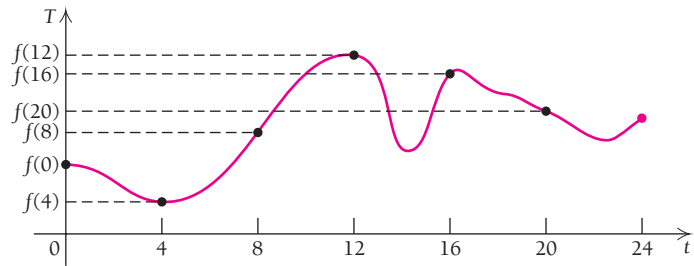
**Average Value of a Continuous Function**

Another important use of the area under a curve is in finding the average value of a continuous function over a closed interval.

Suppose that

$$T = f(t)$$

is the temperature at time  $t$  recorded at a weather station on a certain day. The station uses a 24-hr clock, so the domain of the temperature function is the interval  $[0, 24]$ . The function is continuous, as shown in the following graph.



To find the average temperature for the day, we might take six temperature readings at 4-hr intervals, starting at midnight:

$$T_0 = f(0), \quad T_1 = f(4), \quad T_2 = f(8), \quad T_3 = f(12), \quad T_4 = f(16), \quad T_5 = f(20).$$

The average reading would then be the sum of these six readings divided by 6:

$$T_{\text{av}} = \frac{T_0 + T_1 + T_2 + T_3 + T_4 + T_5}{6}.$$

This computation of the average temperature has limitations. For example, suppose that it is a hot summer day, and at 2:00 in the afternoon (hour 14 on the 24-hr clock), there is a short thunderstorm that cools the air for an hour between our readings. This temporary dip would not show up in the average computed above.

What can we do? We could take 48 readings at half-hour intervals. This should give us a better result. In fact, the shorter the time between readings, the better the result should be. It seems reasonable that we might define the **average value** of  $T$  over  $[0, 24]$  to be the limit, as  $n$  approaches  $\infty$ , of the average of  $n$  values:

$$\text{Average value } T = \lim_{n \rightarrow \infty} \left( \frac{1}{n} \sum_{i=1}^n T_i \right) = \lim_{n \rightarrow \infty} \left( \frac{1}{n} \sum_{i=1}^n f(t_i) \right).$$

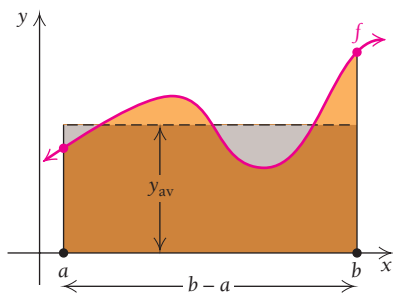
Note that this is not too far from our definition of an integral. All we need is to get  $\Delta t$ , which is  $(24 - 0)/n$ , or  $24/n$ , into the summation. We accomplish this by multiplying by 1, writing 1 as  $\frac{1}{\Delta t} \cdot \Delta t$ :

$$\begin{aligned} \text{Average value of } T &= \lim_{n \rightarrow \infty} \left( \frac{1}{\Delta t} \cdot \frac{1}{n} \sum_{i=1}^n f(t_i) \Delta t \right) \\ &= \lim_{n \rightarrow \infty} \left( \frac{n}{24} \cdot \frac{1}{n} \sum_{i=1}^n f(t_i) \Delta t \right) && \Delta t = \frac{24}{n}, \text{ so } \frac{1}{\Delta t} = \frac{n}{24} \\ &= \frac{1}{24} \lim_{n \rightarrow \infty} \sum_{i=1}^n f(t_i) \Delta t \\ &= \frac{1}{24} \int_0^{24} f(t) dt. \end{aligned}$$

#### DEFINITION

Let  $f$  be a continuous function over a closed interval  $[a, b]$ . Its **average value**,  $y_{\text{av}}$ , over  $[a, b]$  is given by

$$y_{\text{av}} = \frac{1}{b-a} \int_a^b f(x) dx.$$



Let's consider average value in another way. If we multiply both sides of

$$y_{av} = \frac{1}{b-a} \int_a^b f(x) dx$$

by  $b - a$ , we get

$$(b-a)y_{av} = \int_a^b f(x) dx.$$

Now the expression on the left side is the area of a rectangle of length  $b - a$  and height  $y_{av}$ . The area of such a rectangle is the same as the area under the graph of  $y = f(x)$  over the interval  $[a, b]$ , as shown in the figure at the left.

### TECHNOLOGY CONNECTION

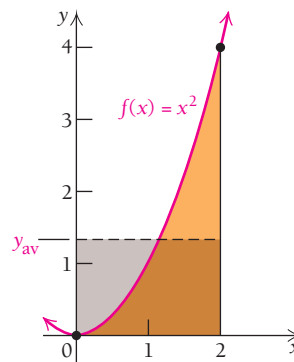
#### EXERCISE

- Graph  $f(x) = x^4$ . Compute the average value of the function over the interval  $[0, 2]$ , using the method of Example 6. Then use that value,  $y_{av}$ , and draw a graph of it as a horizontal line using the same set of axes. What does this line represent in comparison to the graph of  $f(x) = x^4$  and its associated area?

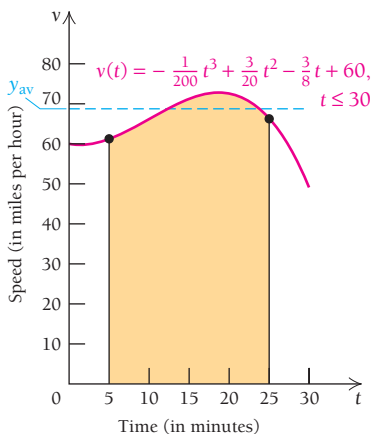
- EXAMPLE 6** Find the average value of  $f(x) = x^2$  over the interval  $[0, 2]$ .

**Solution** The average value is

$$\begin{aligned} \frac{1}{2-0} \int_0^2 x^2 dx &= \frac{1}{2} \left[ \frac{x^3}{3} \right]_0^2 \\ &= \frac{1}{2} \left( \frac{2^3}{3} - \frac{0^3}{3} \right) \\ &= \frac{1}{2} \cdot \frac{8}{3} = \frac{4}{3}, \text{ or } 1\frac{1}{3}. \end{aligned}$$



Note that although the values of  $f(x)$  increase from 0 to 4 over  $[0, 2]$ , we do not expect the average value to be 2 (which is half of 4), because we see from the graph that  $f(x)$  is less than 2 over more than half the interval.



- EXAMPLE 7** Rico's speed, in miles per hour,  $t$  minutes after entering the freeway, is given by

$$v(t) = -\frac{1}{200}t^3 + \frac{3}{20}t^2 - \frac{3}{8}t + 60, \quad t \leq 30.$$

From 5 min after entering the freeway to 25 min after doing so, what was Rico's average speed? How far did he travel over that time interval?

**Solution** The average speed is

$$\begin{aligned} \frac{1}{25-5} \int_5^{25} \left( -\frac{1}{200}t^3 + \frac{3}{20}t^2 - \frac{3}{8}t + 60 \right) dt \\ &= \frac{1}{20} \left[ -\frac{1}{800}t^4 + \frac{1}{20}t^3 - \frac{3}{16}t^2 + 60t \right]_5^{25} \\ &= \frac{1}{20} \left[ \left( -\frac{1}{800} \cdot 25^4 + \frac{1}{20} \cdot 25^3 - \frac{3}{16} \cdot 25^2 + 60 \cdot 25 \right) \right. \\ &\quad \left. - \left( -\frac{1}{800} \cdot 5^4 + \frac{1}{20} \cdot 5^3 - \frac{3}{16} \cdot 5^2 + 60 \cdot 5 \right) \right] \\ &= \frac{1}{20} \left( \frac{53,625}{32} - \frac{9625}{32} \right) = 68\frac{3}{4} \text{ mph.} \end{aligned}$$

To find how far Rico traveled over the time interval  $[5, 25]$ , we first note that  $t$  is given in minutes, not hours. Since  $25 \text{ min} - 5 \text{ min} = 20 \text{ min}$  is  $\frac{1}{3} \text{ hr}$ , the distance traveled over  $[5, 25]$ , is

$$\frac{1}{3} \cdot 68\frac{3}{4} = 22\frac{11}{12} \text{ mi.}$$

#### Quick Check 5

The temperature, in degrees Fahrenheit, in Minneapolis on a winter's day is modeled by the function

$$f(x) = -0.012x^3 + 0.38x^2 - 1.99x - 10.1,$$

where  $x$  is the number of hours from midnight ( $0 \leq x \leq 24$ ).

Find the average temperature in Minneapolis during this 24-hour period.

#### Quick Check 5

## Section Summary

- The *additive property of definite integrals* states that a definite integral can be expressed as the sum of two (or more) other definite integrals. If  $f$  is continuous on  $[a, c]$  and we choose  $b$  such that  $a < b < c$ , then

$$\int_a^c f(x) dx = \int_a^b f(x) dx + \int_b^c f(x) dx.$$

- The area of a region bounded by the graphs of two functions,  $f(x)$  and  $g(x)$ , where  $f(x) \geq g(x)$  over an interval  $[a, b]$ , is

$$A = \int_a^b [f(x) - g(x)] dx.$$

- The *average value* of a continuous function  $f$  over an interval  $[a, b]$  is

$$y_{\text{av}} = \frac{1}{b-a} \int_a^b f(x) dx.$$

### EXERCISE SET

## 4.4

Find the area under the graph of  $f$  over the interval  $[1, 5]$ .

1.  $f(x) = \begin{cases} 2x + 1, & \text{for } x \leq 3, \\ 10 - x, & \text{for } x > 3 \end{cases}$

2.  $f(x) = \begin{cases} x + 5, & \text{for } x \leq 4, \\ 11 - \frac{1}{2}x, & \text{for } x > 4 \end{cases}$

Find the area under the graph of  $g$  over the interval  $[-2, 3]$ .

3.  $g(x) = \begin{cases} x^2 + 4, & \text{for } x \leq 0, \\ 4 - x, & \text{for } x > 0 \end{cases}$

4.  $g(x) = \begin{cases} -x^2 + 5, & \text{for } x \leq 0, \\ x + 5, & \text{for } x > 0 \end{cases}$

Find the area under the graph of  $f$  over the interval  $[-6, 4]$ .

5.  $f(x) = \begin{cases} -x^2 - 6x + 7, & \text{for } x < 1, \\ \frac{3}{2}x - 1, & \text{for } x \geq 1 \end{cases}$

6.  $f(x) = \begin{cases} -x - 1, & \text{for } x < -1, \\ -x^2 + 4x + 5, & \text{for } x \geq -1 \end{cases}$

Find the area represented by each definite integral.

7.  $\int_0^4 |x - 3| dx$

8.  $\int_{-1}^1 |3x - 2| dx$

9.  $\int_0^2 |x^3 - 1| dx$

10.  $\int_{-3}^4 |x^3| dx$

In Exercises 11–16, determine the  $x$ -values at which the graphs of  $f$  and  $g$  cross. If no such  $x$ -values exist, state that fact.

11.  $f(x) = 9, g(x) = x^2$

12.  $f(x) = 8, g(x) = \frac{1}{2}x^2$

13.  $f(x) = 7, g(x) = x^2 - 3x + 2$

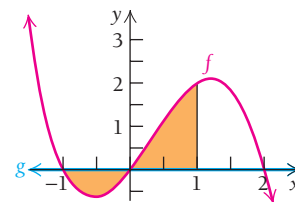
14.  $f(x) = -6, g(x) = x^2 + 3x + 13$

15.  $f(x) = x^2 - x - 5, g(x) = x + 10$

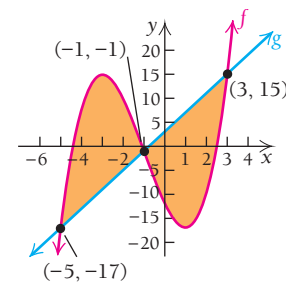
16.  $f(x) = x^2 - 7x + 20, g(x) = 2x + 6$

Find the area of the shaded region.

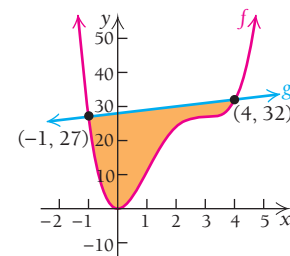
17.  $f(x) = 2x + x^2 - x^3, g(x) = 0$



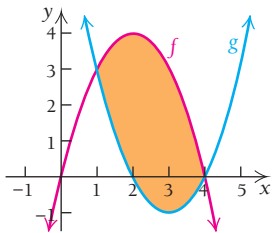
18.  $f(x) = x^3 + 3x^2 - 9x - 12, g(x) = 4x + 3$



19.  $f(x) = x^4 - 8x^3 + 18x^2, g(x) = x + 28$



20.  $f(x) = 4x - x^2$ ,  $g(x) = x^2 - 6x + 8$



Find the area of the region bounded by the graphs of the given equations.

21.  $y = x, y = x^3, x = 0, x = 1$

22.  $y = x, y = x^4$

23.  $y = x + 2, y = x^2$

24.  $y = x^2 - 2x, y = x$

25.  $y = 6x - x^2, y = x$

26.  $y = x^2 - 6x, y = -x$

27.  $y = 2x - x^2, y = -x$

28.  $y = x^2, y = \sqrt{x}$

29.  $y = x, y = \sqrt[4]{x}$

30.  $y = 3, y = x, x = 0$

31.  $y = 5, y = \sqrt{x}, x = 0$

32.  $y = x^2, y = x^3$

33.  $y = 4 - x^2, y = 4 - 4x$

34.  $y = x^2 + 1, y = x^2, x = 1, x = 3$

35.  $y = x^2 + 3, y = x^2, x = 1, x = 2$

36.  $y = 2x^2 - x - 3, y = x^2 + x$

37.  $y = 2x^2 - 6x + 5, y = x^2 + 6x - 15$

Find the average value over the given interval.

38.  $y = 2x^3$ ;  $[-1, 1]$

39.  $y = 4 - x^2$ ;  $[-2, 2]$

40.  $y = e^x$ ;  $[0, 1]$

41.  $y = e^{-x}$ ;  $[0, 1]$

42.  $y = x^2 - x + 1$ ;  $[0, 2]$

43.  $f(x) = x^2 + x - 2$ ;  $[0, 4]$

44.  $f(x) = mx + 1$ ;  $[0, 2]$

45.  $f(x) = 4x + 5$ ;  $[0, a]$

46.  $f(x) = x^n, n \neq 0$ ;  $[0, 1]$

47.  $f(x) = x^n, n \neq 0$ ;  $[1, 2]$

48.  $f(x) = \frac{n}{x}$ ;  $[1, 5]$

## APPLICATIONS

### Business and Economics

49. **Total and average daily profit.** Shylls, Inc., determines that its marginal revenue per day is given by

$$R'(t) = 100e^t, \quad R(0) = 0,$$

where  $R(t)$  is the total accumulated revenue, in dollars, on the  $t$ th day. The company's marginal cost per day is given by

$$C'(t) = 100 - 0.2t, \quad C(0) = 0,$$

where  $C(t)$  is the total accumulated cost, in dollars, on the  $t$ th day.

- a) Find the total profit from  $t = 0$  to  $t = 10$  (the first 10 days). *Note:*

$$P(T) = R(T) - C(T) = \int_0^T [R'(t) - C'(t)] dt.$$

- b) Find the average daily profit for the first 10 days (from  $t = 0$  to  $t = 10$ ).

50. **Total and average daily profit.** Great Green, Inc., determines that its marginal revenue per day is given by

$$R'(t) = 75e^t - 2t, \quad R(0) = 0,$$

where  $R(t)$  is the total accumulated revenue, in dollars, on the  $t$ th day. The company's marginal cost per day is given by

$$C'(t) = 75 - 3t, \quad C(0) = 0,$$

where  $C(t)$  is the total accumulated cost, in dollars, on the  $t$ th day.

- a) Find the total profit from  $t = 0$  to  $t = 10$  (see Exercise 49).  
b) Find the average daily profit for the first 10 days.

51. **Accumulated sales.** ProArt, Inc., determines that its weekly online sales,  $S(t)$ , in hundreds of dollars,  $t$  weeks after online sales began, can be estimated by

$$S(t) = 9e^t.$$

Find the average weekly sales for the first 5 weeks after online sales began.

52. **Accumulated sales.** Music Manager, Ltd., estimates that monthly revenue,  $R(t)$ , in thousands of dollars, attributable to its Web site  $t$  months after the Web site was launched, is given by

$$R(t) = 0.5e^t.$$

Find the average monthly revenue attributable to the Web site for its first 4 months of operation.

53. Refer to Exercise 51. Find ProArt's average weekly online sales for weeks 2 through 5 ( $t = 1$  to  $t = 5$ ).
54. Refer to Exercise 52. Find the average monthly revenue from Music Manager's Web site for months 3 through 5 ( $t = 2$  to  $t = 5$ ).

### Social Sciences

55. **Memorizing.** In a memory experiment, Alice is able to memorize words at the rate given by

$$m'(t) = -0.009t^2 + 0.2t \quad (\text{words per minute}).$$

In the same memory experiment, Ben is able to memorize words at the rate given by

$$M'(t) = -0.003t^2 + 0.2t \quad (\text{words per minute}).$$

- a) Who has the higher rate of memorization?  
b) How many more words does that person memorize from  $t = 0$  to  $t = 10$  (during the first 10 min of the experiment)?  
c) Over the first 10 min of the experiment, on average, how many words per minute did Alice memorize?

d) Over the first 10 min of the experiment, on average, how many words per minute did Ben memorize?

56. **Results of studying.** Antonio's score on a test is given by

$$s(t) = t^2, \quad 0 \leq t \leq 10,$$

where  $s(t)$  is his score after  $t$  hours of studying. Bonnie's score on the same test is given by

$$S(t) = 10t, \quad 0 \leq t \leq 10,$$

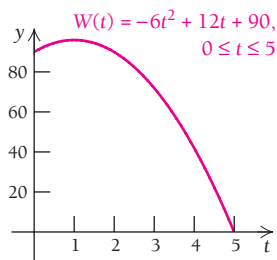
where  $S(t)$  is her score after  $t$  hours of studying.

- For  $0 < t < 10$ , who will have the higher test score?
- Find the average value of  $s(t)$  over the interval  $[7, 10]$ , and explain what it represents.
- Find the average value of  $S(t)$  over the interval  $[6, 10]$ , and explain what it represents.
- Assuming that both students have the same study habits and are equally likely to study for any number of hours,  $t$ , in  $[0, 10]$ , on average, how far apart will their test scores be?

57. **Results of practice.** A keyboarder's speed over a 5-min interval is given by

$$W(t) = -6t^2 + 12t + 90, \quad t \text{ in } [0, 5],$$

where  $W(t)$  is the speed, in words per minute, at time  $t$ .



- Find the speed at the beginning of the interval.
- Find the maximum speed and when it occurs.
- Find the average speed over the 5-min interval.

58. **Average population.** The population of the United States can be approximated by

$$P(t) = 282.3e^{0.01t},$$

where  $P$  is in millions and  $t$  is the number of years since 2000. (Source: Population Division, U.S. Census Bureau.) Find the average value of the population from 2001 to 2005.

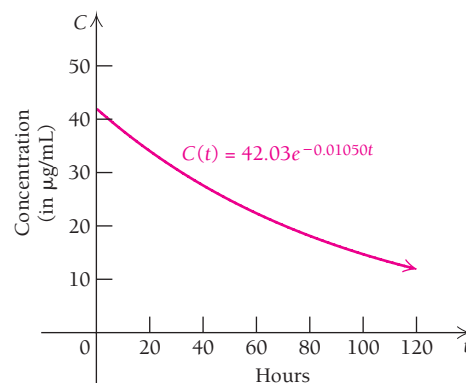
### Natural and Life Sciences

59. **Average drug dose.** The concentration,  $C$ , of phenylbutazone, in micrograms per milliliter ( $\mu\text{g/mL}$ ), in the plasma of a calf injected with this anti-inflammatory agent is given approximately by

$$C(t) = 42.03e^{-0.01050t},$$

where  $t$  is the number of hours after the injection and  $0 \leq t \leq 120$ . (Source: A. K. Arifah and P. Lees, "Pharmacodynamics and Pharmacokinetics of Phenylbutazone in

Calves," *Journal of Veterinary Pharmacology and Therapeutics*, Vol. 25, 299–309 (2002).)

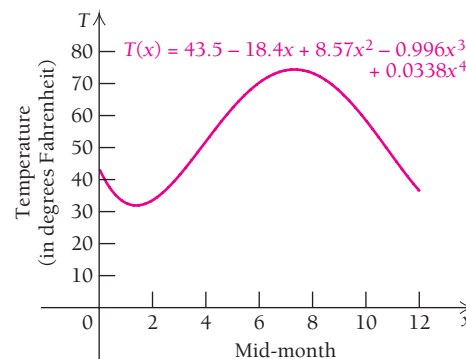


- Given that this model is accurate for  $0 \leq t \leq 120$ , what is the initial dosage?
- What is the average amount of phenylbutazone in the calf's body for the time between 10 and 120 hours?

60. **New York temperature.** For any date, the average temperature on that date in New York can be approximated by the function

$$T(x) = 43.5 - 18.4x + 8.57x^2 - 0.996x^3 + 0.0338x^4,$$

where  $T$  represents the temperature in degrees Fahrenheit,  $x = 1$  represents the middle of January,  $x = 2$  represents the middle of February, and so on. (Source: www.worldclimate.com.) Compute the average temperature in New York over the whole year to the nearest degree.



61. **Outside temperature.** The temperature over a 10-hr period is given by

$$f(t) = -t^2 + 5t + 40, \quad 0 \leq t \leq 10.$$

- Find the average temperature.
- Find the minimum temperature.
- Find the maximum temperature.

62. **Engine emissions.** The emissions of an engine are given by

$$E(t) = 2t^2,$$

where  $E(t)$  is the engine's rate of emission, in billions of pollution particulates per year, at time  $t$ , in years. Find the average emissions from  $t = 1$  to  $t = 5$ .



## SYNTHESIS

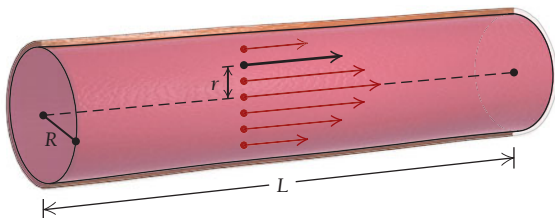
Find the area of the region bounded by the given graphs.

63.  $y = x^2, y = x^{-2}, x = 5$
64.  $y = e^x, y = e^{-x}, x = -2$
65.  $y = x + 6, y = -2x, y = x^3$
66.  $y = x^2, y = x^3, x = -1$
67.  $x + 2y = 2, y - x = 1, 2x + y = 7$
68. Find the area bounded by  $y = 3x^5 - 20x^3$ , the  $x$ -axis, and the first coordinates of the relative maximum and minimum values of the function.
69. Find the area bounded by  $y = x^3 - 3x + 2$ , the  $x$ -axis, and the first coordinates of the relative maximum and minimum values of the function.
70. **Life science: Poiseuille's Law.** The flow of blood in a blood vessel is faster toward the center of the vessel and slower toward the outside. The speed of the blood is given by

$$V = \frac{p}{4Lv}(R^2 - r^2),$$

where  $R$  is the radius of the blood vessel,  $r$  is the distance of the blood from the center of the vessel, and  $p$ ,  $v$ , and  $L$  are physical constants related to the pressure and viscosity of the blood and the length of the blood vessel. If  $R$  is constant, we can think of  $V$  as a function of  $r$ :

$$V(r) = \frac{p}{4Lv}(R^2 - r^2).$$



The total blood flow,  $Q$ , is given by

$$Q = \int_0^R 2\pi \cdot V(r) \cdot r \cdot dr.$$

Find  $Q$ .

71. Solve for  $K$ , given that

$$\int_1^2 [(3x^2 + 5x) - (3x + K)] dx = 6.$$

## TECHNOLOGY CONNECTION



Find the area of the region enclosed by the given graphs.

72.  $y = x^2 + 4x, y = \sqrt{16 - x^2}$
73.  $y = x\sqrt{4 - x^2}, y = \frac{-4x}{x^2 + 1}, x = 0, x = 2$
74.  $y = 2x^2 + x - 4, y = 1 - x + 8x^2 - 4x^4$
75.  $y = \sqrt{1 - x^2}, y = 1 - x^2, x = -1, x = 1$
76. Consider the following functions:
- $$f(x) = 3.8x^5 - 18.6x^3,$$
- $$g(x) = 19x^4 - 55.8x^2.$$
- Graph these functions in the window  $[-3, 3, -80, 80]$ , with  $Y_{\text{scl}} = 10$ .
  - Estimate the first coordinates  $a$ ,  $b$ , and  $c$  of the three points of intersection of the two graphs.
  - Find the area between the curves on the interval  $[a, b]$ .
  - Find the area between the curves on the interval  $[b, c]$ .

## Answers to Quick Checks

1.  $\frac{83}{3}$ , or  $27\frac{2}{3}$    2.  $\frac{85}{2}$ , or  $42\frac{1}{2}$    3.  $\frac{9}{2}$ , or  $4\frac{1}{2}$    4. (a)  $1066\frac{2}{3}$  ft; (b) 60 sec, 7200 ft   5. Approximately  $-2.5^\circ\text{F}$

## 4.5

## OBJECTIVES

- Evaluate integrals using substitution.
- Solve applied problems involving integration by substitution.

## Integration Techniques: Substitution

The following formulas provide a basis for an integration technique called **substitution**.

$$\text{A. } \int u^r du = \frac{u^{r+1}}{r+1} + C, \quad \text{assuming } r \neq -1$$

$$\text{B. } \int e^u du = e^u + C$$

$$\text{C. } \int \frac{1}{u} du = \ln |u| + C; \quad \text{or} \quad \int \frac{1}{u} du = \ln u + C, \quad u > 0$$

(Unless noted otherwise, we will assume  $u > 0$ .)

In the above formulas, the variable  $u$  represents a more complicated expression in terms of  $x$ . First, consider the integral  $\int x^7 dx$ . We can carry out this integration using the Power Rule of Antidifferentiation:

$$\int x^7 dx = \frac{x^{7+1}}{7+1} + C = \frac{x^8}{8} + C, \quad \text{or} \quad \frac{1}{8}x^8 + C.$$

But, what about an integral like  $\int (3x - 4)^7 dx$ , whose integrand is more complicated? Suppose we thought the antiderivative was

$$\frac{(3x - 4)^8}{8} + C.$$

If we do a check by differentiating, we get

$$8 \cdot \frac{1}{8} \cdot (3x - 4)^7 \cdot 3 \cdot dx.$$

This simplifies to

$$3(3x - 4)^7, \quad \text{which is not } (3x - 4)^7,$$

though it is off only by the constant factor 3. Instead, let's make this substitution:

$$u = 3x - 4.$$

Then  $du/dx = 3$  and recalling our work on differentials (Section 2.6), we have

$$du = 3 \cdot dx, \quad \text{or} \quad \frac{du}{3} = dx.$$

With *substitution*, our original integral,  $\int (3x - 4)^7 dx$ , takes the form

$$\begin{aligned} \int (3x - 4)^7 dx &= \int u^7 \cdot \frac{du}{3} && \text{Substituting } u \text{ for } 3x - 4 \text{ and } \frac{du}{3} \text{ for } dx \\ &= \frac{1}{3} \cdot \int u^7 du && \text{Factoring out the constant } \frac{1}{3} \\ &= \frac{1}{3} \cdot \frac{u^8}{8} + C && \text{By substitution formula A} \\ &= \frac{1}{3 \cdot 8} \cdot (3x - 4)^8 + C = \frac{1}{24} (3x - 4)^8 + C. \end{aligned}$$

We leave it to the student to check that this is indeed the antiderivative. Note how this procedure reverses the Chain Rule.

Recall the Leibniz notation,  $dy/dx$ , for a derivative. We gave specific definitions of the differentials  $dy$  and  $dx$  in Section 2.6. Recall that

$$\frac{dy}{dx} = f'(x) \quad \text{and} \quad dy = f'(x) dx.$$

We will make extensive use of this notation in this section.

■ **EXAMPLE 1** For  $y = f(x) = x^3$ , find  $dy$ .

**Solution** We have

$$\frac{dy}{dx} = f'(x) = 3x^2,$$

so  $dy = f'(x) dx = 3x^2 dx.$

■ **EXAMPLE 2** For  $u = F(x) = x^{2/3}$ , find  $du$ .

**Solution** We have

$$\frac{du}{dx} = F'(x) = \frac{2}{3}x^{-1/3},$$

so  $du = F'(x) dx = \frac{2}{3}x^{-1/3} dx$ .

■ **EXAMPLE 3** For  $u = g(x) = \ln x$ , find  $du$ .

**Solution** We have

$$\frac{du}{dx} = g'(x) = \frac{1}{x},$$

so  $du = g'(x) dx = \frac{1}{x} dx$ , or  $\frac{dx}{x}$ .

► **Quick Check 1**

Find each differential.

- a) For  $y = \sqrt{x}$ , find  $dy$ .
- b) For  $u = x^2 - 3x$ , find  $du$ .
- c) For  $y = \frac{1}{x^3}$ , find  $dy$ .
- d) For  $u = 4x - 3$ , find  $du$ .

■ **EXAMPLE 4** For  $y = f(x) = e^{x^2}$ , find  $dy$ .

**Solution** Using the Chain Rule, we have

$$\frac{dy}{dx} = f'(x) = e^{x^2} \cdot 2x,$$

so  $dy = f'(x) dx = e^{x^2} \cdot 2x dx$ .

◀ **Quick Check 1**

So far, the  $dx$  in

$$\int f(x) dx$$

has played no role in integration other than to indicate the variable of integration. Now it becomes convenient to make use of  $dx$ . Consider the integral

$$\int 2xe^{x^2} dx.$$

Finding an antiderivative may seem impossible. Yet, if we note that  $2xe^{x^2} = e^{x^2} \cdot 2x$ , we see in Example 4 that  $f(x) = e^{x^2}$  is an antiderivative of  $f'(x) = 2xe^{x^2}$ . How might we find such an antiderivative directly? Suppose that we let  $u = x^2$ . Then

$$\frac{du}{dx} = 2x, \quad \text{and} \quad du = 2x dx.$$

If we substitute  $u$  for  $x^2$  and  $du$  for  $2x dx$ , we have

$$\int 2xe^{x^2} dx = \int e^{x^2} 2x dx = \int e^u du.$$

Since

$$\int e^u du = e^u + C,$$

it follows that

$$\begin{aligned}\int 2xe^{x^2} dx &= \int e^u du \\ &= e^u + C \\ &= e^{x^2} + C.\end{aligned}$$

In effect, we have used the Chain Rule in reverse. We can check the result by differentiating. The procedure is referred to as *substitution*, or *change of variable*. It can involve trial and error, but you will become more proficient the more you practice. If you try a substitution that doesn't result in an integrand that can be easily integrated, try another substitution. While there are many integrations that cannot be carried out using substitution, any integral that fits formula A, B, or C on p. 436 can be evaluated with this procedure.

■ **EXAMPLE 5** Evaluate:  $\int 3x^2(x^3 + 1)^{10} dx$ .

**Solution** Note that  $3x^2$  is the derivative of  $x^3$ . Thus,

$$\begin{aligned}\int 3x^2(x^3 + 1)^{10} dx &= \int (x^3 + 1)^{10} 3x^2 dx && \text{Substitution } \begin{cases} u = x^3 + 1, \\ du = 3x^2 dx \end{cases} \\ &= \int u^{10} du \\ &= \frac{u^{11}}{11} + C \\ &= \frac{1}{11}(x^3 + 1)^{11} + C. && \text{“Reversing” the substitution}\end{aligned}$$

As a check, we differentiate:

$$\begin{aligned}\frac{d}{dx} \left[ \frac{1}{11}(x^3 + 1)^{11} + C \right] &= \frac{11}{11}(x^3 + 1)^{10} \cdot 3x^2 + 0 \\ &= (x^3 + 1)^{10} \cdot 3x^2 \\ &= 3x^2(x^3 + 1)^{10}.\end{aligned}$$

› **Quick Check 2**

Evaluate:  $\int 4x(2x^2 + 3)^3 dx$ .

‹ **Quick Check 2**

■ **EXAMPLE 6** Evaluate:  $\int \frac{2x dx}{1 + x^2}$ .

**Solution**

$$\begin{aligned}\int \frac{2x dx}{1 + x^2} &= \int \frac{du}{u} && \text{Substitution } \begin{cases} u = 1 + x^2; \\ du = 2x dx. \end{cases} \\ &= \ln u + C && \text{Remember: } \int \frac{du}{u} = \int \frac{1}{u} \cdot du. \\ &= \ln(1 + x^2) + C\end{aligned}$$

› **Quick Check 3**

Evaluate:  $\int \frac{e^x}{1 + e^x} dx$ .

‹ **Quick Check 3**

■ **EXAMPLE 7** Evaluate:  $\int \frac{2x \, dx}{(1 + x^2)^2}$ .

**Solution**

$$\begin{aligned} \int \frac{2x \, dx}{(1 + x^2)^2} &= \int \frac{du}{u^2} && \text{Substitution } \begin{cases} u = 1 + x^2, \\ du = 2x \, dx \end{cases} \\ &= \int u^{-2} \, du \\ &= -u^{-1} + C \\ &= -\frac{1}{u} + C \\ &= -\frac{1}{1 + x^2} + C \end{aligned}$$

Don't forget to reverse the substitution after integrating.

› **Quick Check 4**

Evaluate:  $\int \frac{6x^2}{\sqrt{3 + 2x^3}} \, dx$ .

◀ Quick Check 4

■ **EXAMPLE 8** Evaluate:  $\int \frac{\ln(3x) \, dx}{x}$ .

**Solution**

$$\begin{aligned} \int \frac{\ln(3x) \, dx}{x} &= \int u \, du && \text{Substitution } \begin{cases} u = \ln(3x), \\ du = \frac{1}{x} \, dx \end{cases} \\ &= \frac{u^2}{2} + C \\ &= \frac{(\ln(3x))^2}{2} + C \end{aligned}$$

› **Quick Check 5**

Evaluate:  $\int \frac{(\ln x)^2}{x} \, dx$ .

◀ Quick Check 5

■ **EXAMPLE 9** Evaluate:  $\int xe^{x^2} \, dx$ .

**Solution** If we try  $u = x^2$ , we have  $du = 2x \, dx$ . We don't have  $2x \, dx$  in  $\int xe^{x^2} \, dx$ . We do have  $x \, dx$ , so we need a factor of 2. To provide this factor, we multiply by 1, in the form  $\frac{1}{2} \cdot 2$ :

$$\begin{aligned} \int xe^{x^2} \, dx &= \frac{1}{2} \int 2xe^{x^2} \, dx \\ &= \frac{1}{2} \int e^{x^2}(2x \, dx) = \frac{1}{2} \int e^u \, du \\ &= \frac{1}{2} e^u + C = \frac{1}{2} e^{x^2} + C. \end{aligned}$$

› **Quick Check 6**

Evaluate:  $\int x^2 e^{4x^3} \, dx$ .

◀ Quick Check 6

With practice, you will be able to make certain substitutions mentally and just write down the answer. Example 10 illustrates one such case.

■ **EXAMPLE 10** Evaluate:  $\int \frac{dx}{x+3}$ .

**Solution**

$$\begin{aligned} \int \frac{dx}{x+3} &= \int \frac{du}{u} && \text{Substitution } \begin{array}{l} u = x + 3, \\ du = 1 dx = dx \end{array} \\ &= \ln u + C \\ &= \ln(x+3) + C && \text{We assume } x+3 > 0. \end{aligned}$$

■ **EXAMPLE 11** Evaluate:  $\int_0^1 5x\sqrt{x^2+3} dx$ . Round to the nearest thousandth.

**Solution** We first find the indefinite integral and then evaluate that integral over  $[0, 1]$ :

$$\begin{aligned} \int 5x\sqrt{x^2+3} dx &= 5 \int x\sqrt{x^2+3} dx \\ &= \frac{5}{2} \int 2x\sqrt{x^2+3} dx \\ &= \frac{5}{2} \int \sqrt{x^2+3} 2x dx \\ &= \frac{5}{2} \int \sqrt{u} du && \text{Substitution } \begin{array}{l} u = x^2 + 3, \\ du = 2x dx \end{array} \\ &= \frac{5}{2} \int u^{1/2} du \\ &= \frac{5}{2} \cdot \frac{2}{3} u^{3/2} + C \\ &= \frac{5}{3} (x^2+3)^{3/2} + C. && \text{Reversing the substitution before} \\ &&& \text{evaluating with the bounds} \end{aligned}$$

Using 0 for the constant  $C$ , we have

$$\begin{aligned} \int_0^1 5x\sqrt{x^2+3} dx &= \left[ \frac{5}{3} (x^2+3)^{3/2} \right]_0^1 \\ &= \frac{5}{3} [(x^2+3)^{3/2}]_0^1 \\ &= \frac{5}{3} [4^{3/2} - 3^{3/2}] \\ &\approx 4.673. \end{aligned}$$

### TECHNOLOGY CONNECTION

#### EXERCISE

1. Use a calculator to evaluate

$$\int_0^1 5x\sqrt{x^2+3} dx.$$

#### Quick Check 7

Evaluate:

$$\int_0^2 (x+1)(x^2+2x+3)^4 dx.$$

◀ Quick Check 7

In some cases, after a substitution is made, a further simplification can allow us to complete an integration:

■ **EXAMPLE 12** Evaluate:  $\int \frac{x}{x+2} dx$ . Assume that  $x + 2 > 0$ .

**Solution** We substitute  $u = x + 2$  and  $du = dx$ . We observe that  $x = u - 2$ . The substitutions are made:

$$\begin{aligned} \int \frac{x}{x+2} dx &= \int \frac{u-2}{u} du && \text{Substitution} \quad \begin{array}{l} u = x + 2, \\ du = dx \\ x = u - 2 \end{array} \\ &= \int \left(1 - \frac{2}{u}\right) du && \frac{u-2}{u} = \frac{u}{u} - \frac{2}{u} = 1 - \frac{2}{u} \\ &= u - 2 \ln u + C_1 \\ &= x + 2 - 2 \ln(x + 2) + C_1 && \text{Reversing the substitution} \\ &= x - 2 \ln(x + 2) + C && C = C_1 + 2 \end{aligned}$$

### Quick Check 8

Evaluate  $\int \frac{x}{(x-1)^3} dx$  by letting  $u = x - 1$ .

### Quick Check 8

## Strategy for Substitution

The following strategy may help in carrying out the procedure of substitution:

- Decide which rule of antidifferentiation is appropriate.
  - If you believe it is the Power Rule, let  $u$  be the base (see Examples 5, 7, 8, and 11).
  - If you believe it is the Exponential Rule (base  $e$ ), let  $u$  be the expression in the exponent (see Example 9).
  - If you believe it is the Natural Logarithm Rule, let  $u$  be the denominator (see Examples 6 and 10).
- Determine  $du$ .
- Inspect the integrand to be sure the substitution accounts for all factors. You may need to insert constants (see Examples 9 and 11) or make an extra substitution (see Example 12).
- Perform the antidifferentiation.
- Reverse the substitution. If there are bounds, use them to evaluate the integral *after* the substitution has been reversed.
- Always check your answer by differentiation.

## Section Summary

- Integration by *substitution* is the reverse of applying the Chain Rule of Differentiation.
- The substitution is reversed after the integration has been performed.
- Results should be checked using differentiation.

## EXERCISE SET

## 4.5

Evaluate. Assume  $u > 0$  when  $\ln u$  appears. (Be sure to check by differentiating!)

1.  $\int (8 + x^3)^5 3x^2 dx$

2.  $\int (x^2 - 7)^6 2x dx$

3.  $\int (x^2 - 6)^7 x dx$

4.  $\int (x^3 + 1)^4 x^2 dx$

5.  $\int (3t^4 + 2)t^3 dt$

6.  $\int (2t^5 - 3)t^4 dt$

7.  $\int \frac{2}{1 + 2x} dx$

8.  $\int \frac{5}{5x + 7} dx$

9.  $\int (\ln x)^3 \frac{1}{x} dx$

10.  $\int (\ln x)^7 \frac{1}{x} dx$

11.  $\int e^{3x} dx$

12.  $\int e^{7x} dx$

13.  $\int e^{x/3} dx$

14.  $\int e^{x/2} dx$

15.  $\int x^4 e^{x^5} dx$

16.  $\int x^3 e^{x^4} dx$

17.  $\int t e^{-t^2} dt$

18.  $\int t^2 e^{-t^3} dt$

19.  $\int \frac{1}{5 + 2x} dx$

20.  $\int \frac{1}{2 + 8x} dx$

21.  $\int \frac{dx}{12 + 3x}$

22.  $\int \frac{dx}{1 + 7x}$

23.  $\int \frac{dx}{1 - x}$

24.  $\int \frac{dx}{4 - x}$

25.  $\int t(t^2 - 1)^5 dt$

26.  $\int t^2(t^3 - 1)^7 dt$

27.  $\int (x^4 + x^3 + x^2)^7(4x^3 + 3x^2 + 2x) dx$

28.  $\int (x^3 - x^2 - x)^9(3x^2 - 2x - 1) dx$

29.  $\int \frac{e^x dx}{4 + e^x}$

30.  $\int \frac{e^t dt}{3 + e^t}$

31.  $\int \frac{\ln x^2}{x} dx$  (Hint: Use the properties of logarithms.)

32.  $\int \frac{(\ln x)^2}{x} dx$

33.  $\int \frac{dx}{x \ln x}$

34.  $\int \frac{dx}{x \ln x^2}$

35.  $\int x\sqrt{ax^2 + b} dx$

36.  $\int \sqrt{ax + b} dx$

37.  $\int P_0 e^{kt} dt$

38.  $\int b e^{ax} dx$

39.  $\int \frac{x^3 dx}{(2 - x^4)^7}$

40.  $\int \frac{3x^2 dx}{(1 + x^3)^5}$

41.  $\int 12x^5\sqrt{1 + 6x^2} dx$

42.  $\int 5x^4\sqrt{1 - x^2} dx$

Evaluate.

43.  $\int_0^1 2xe^{x^2} dx$

44.  $\int_0^1 3x^2 e^{x^3} dx$

45.  $\int_0^1 x(x^2 + 1)^5 dx$

46.  $\int_1^2 x(x^2 - 1)^7 dx$

47.  $\int_0^4 \frac{dt}{1 + t}$

48.  $\int_0^2 e^{4x} dx$

49.  $\int_1^4 \frac{2x + 1}{x^2 + x - 1} dx$

50.  $\int_1^3 \frac{2x + 3}{x^2 + 3x} dx$

51.  $\int_0^b e^{-x} dx$

52.  $\int_0^b 2e^{-2x} dx$

53.  $\int_0^b m e^{-mx} dx$

54.  $\int_0^b k e^{-kx} dx$

55.  $\int_0^4 (x - 6)^2 dx$


56.  $\int_0^3 (x - 5)^2 dx$

57.  $\int_0^2 \frac{3x^2 dx}{(1 + x^3)^5}$

58.  $\int_{-1}^0 \frac{x^3 dx}{(2 - x^4)^7}$

59.  $\int_0^{\sqrt{7}} 7x\sqrt{1 + x^2} dx$

60.  $\int_0^1 12x^5\sqrt{1 - x^2} dx$

 61. Use a graphing calculator to check the results of any of Exercises 43–60.

Evaluate. Use the technique of Example 12.

62.  $\int \frac{x}{x - 5} dx$

63.  $\int \frac{3x}{2x + 1} dx$

64.  $\int \frac{x}{1 - 4x} dx$

65.  $\int \frac{x + 3}{x - 2} dx$  (Hint:  $u = x - 2$ .)



66.  $\int \frac{2x + 3}{3x - 2} dx$

67.  $\int x^2(x + 1)^{10} dx$  (Hint:  $u = x + 1$ .)

68.  $\int x^3(x + 2)^7 dx$

69.  $\int x^2\sqrt{x - 2} dx$  (Hint:  $u = x - 2$ .)

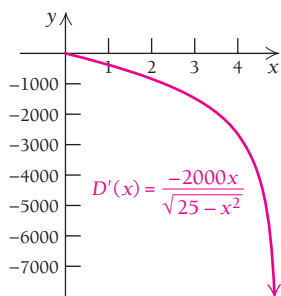
70.  $\int \frac{x}{\sqrt{x - 2}} dx$

**APPLICATIONS**

**Business and Economics**

71. **Demand from marginal demand.** A firm has the marginal-demand function

$$D'(x) = \frac{-2000x}{\sqrt{25 - x^2}}$$



Find the demand function given that  $D = 13,000$  when  $x = \$3$  per unit.

72. **Value of an investment.** V. King Manufacturing buys a new machine for \$250,000. The marginal revenue from the sale of products produced by the machine after  $t$  years is given by

$$R'(t) = 4000t.$$

The salvage value of the machine, in dollars, after  $t$  years is given by

$$V(t) = 200,000 - 25,000e^{0.1t}.$$

The total profit from the machine, in dollars, after  $t$  years is given by

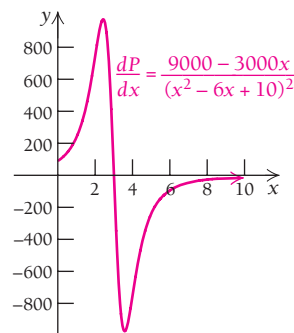
$$P(t) = \left( \begin{array}{c} \text{Revenue} \\ \text{from} \\ \text{sale of} \\ \text{product} \end{array} \right) + \left( \begin{array}{c} \text{Revenue} \\ \text{from} \\ \text{sale of} \\ \text{machine} \end{array} \right) - \left( \begin{array}{c} \text{Cost} \\ \text{of} \\ \text{machine} \end{array} \right).$$

The company knows that  $R(0) = 0$ .

- a) Find  $P(t)$ .  
b) Find  $P(10)$ .

73. **Profit from marginal profit.** A firm has the marginal-profit function

$$\frac{dP}{dx} = \frac{9000 - 3000x}{(x^2 - 6x + 10)^2}.$$



Find the total-profit function given that  $P = \$1500$  at  $x = 3$ .

**Social Sciences**

74. **Divorce rate.** The divorce rate in the United States is approximated by

$$D(t) = 100,000e^{0.025t},$$

where  $D(t)$  is the number of divorces occurring at time  $t$  and  $t$  is the number of years measured from 1900. That is,  $t = 0$  corresponds to 1900,  $t = 98 \frac{9}{365}$  corresponds to January 9, 1998, and so on.

- a) Find the total number of divorces from 1900 to 2005. Note that this is given by

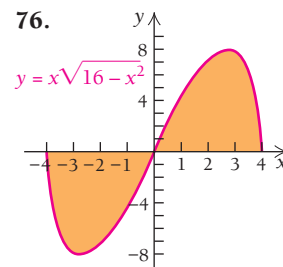
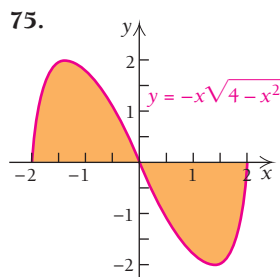
$$\int_0^{105} D(t) dt.$$

- b) Find the total number of divorces from 1980 to 2006. Note that this is given by

$$\int_{80}^{106} D(t) dt.$$

**SYNTHESIS**

Find the area of the shaded region.



Evaluate. Assume  $u > 0$  when  $\ln u$  appears.

77.  $\int \frac{dx}{ax + b}$

78.  $\int 5x\sqrt{1 - 4x^2} dx$

79.  $\int \frac{e^{\sqrt{t}}}{\sqrt{t}} dt$

80.  $\int \frac{x^2}{e^{x^3}} dx$

81.  $\int \frac{(\ln x)^{99}}{x} dx$

82.  $\int \frac{e^{1/t}}{t^2} dt$

83.  $\int (e^t + 2)e^t dt$

84.  $\int \frac{dx}{x(\ln x)^4}$

85.  $\int \frac{t^2}{\sqrt[4]{2+t^3}} dt$

86.  $\int x^2 \sqrt{x^3 + 1} dx$

87.  $\int \frac{[(\ln x)^2 + 3(\ln x) + 4]}{x} dx$

96.  $\int \frac{e^x - e^{-x}}{e^x + e^{-x}} dx$

97.  $\int \frac{(\ln x)^n}{x} dx, \quad n \neq -1$

98.  $\int \frac{dx}{x \ln x [\ln(\ln x)]}$

99.  $\int \frac{e^{-mx}}{1 - ae^{-mx}} dx$


88.  $\int \frac{x-3}{(x^2-6x)^{1/3}} dx$

100.  $\int 9x(7x^2 + 9)^n dx, \quad n \neq -1$

89.  $\int \frac{t^3 \ln(t^4 + 8)}{t^4 + 8} dt$

101.  $\int 5x^2(2x^3 - 7)^n dx, \quad n \neq -1$

90.  $\int \frac{t^2 + 2t}{(t+1)^2} dt$

 102. Determine whether the following is a theorem:

$$\int [2f(x)] dx = [f(x)]^2 + C.$$

$$\left( \text{Hint: } \frac{t^2 + 2t}{(t+1)^2} = \frac{t^2 + 2t + 1 - 1}{t^2 + 2t + 1} = 1 - \frac{1}{(t+1)^2} \right)$$

91.  $\int \frac{x^2 + 6x}{(x+3)^2} dx$  (Hint: See Exercise 90.)

92.  $\int \frac{x+3}{x+1} dx$  (Hint:  $\frac{x+3}{x+1} = 1 + \frac{2}{x+1}$ .)

93.  $\int \frac{t-5}{t-4} dt$

94.  $\int \frac{dx}{x(\ln x)^n}, \quad n \neq -1$

95.  $\int \frac{dx}{e^x + 1}$  (Hint:  $\frac{1}{e^x + 1} = \frac{e^{-x}}{1 + e^{-x}}$ .)

### Answers to Quick Checks

1. (a)  $dy = \frac{1}{2\sqrt{x}} dx$ ; (b)  $du = (2x - 3) dx$ ;

(c)  $dy = -\frac{3}{x^4} dx$ ; (d)  $du = 4 dx$

2.  $\frac{1}{4}(2x^2 + 3)^4 + C$  3.  $\ln(1 + e^x) + C$

4.  $2\sqrt{3 + 2x^3} + C$  5.  $\frac{1}{3}(\ln x)^3 + C$  6.  $\frac{1}{12}e^{4x^3} + C$

7. 16,080.8 8.  $-\frac{1}{x-1} - \frac{1}{2(x-1)^2} + C$

## 4.6

### OBJECTIVES

- Evaluate integrals using the formula for integration by parts.
- Solve applied problems involving integration by parts.

## Integration Techniques: Integration by Parts

Recall the Product Rule for differentiation:

$$\frac{d}{dx}(uv) = u \frac{dv}{dx} + v \frac{du}{dx}.$$

Integrating both sides with respect to  $x$ , we get

$$\begin{aligned} uv &= \int u \frac{dv}{dx} dx + \int v \frac{du}{dx} dx \\ &= \int u dv + \int v du. \end{aligned}$$

Solving for  $\int u dv$ , we get the following theorem.

**THEOREM 7** The Integration-by-Parts Formula

$$\int u \, dv = uv - \int v \, du$$

This equation can be used as a formula for integrating in certain situations—that is, situations in which an integrand is a product of two functions, and one of the functions can be integrated using the techniques we have already developed. For example,

$$\int x e^x \, dx$$

can be considered as

$$\int x(e^x \, dx) = \int u \, dv,$$

where we let

$$u = x \quad \text{and} \quad dv = e^x \, dx.$$

In this case, differentiating  $u$  gives

$$du = dx,$$

and integrating  $dv$  gives

$$v = e^x. \quad \text{We select } C = 0 \text{ to obtain the simplest antiderivative.}$$

Then the Integration-by-Parts Formula gives us

$$\begin{aligned} \int (x)(e^x \, dx) &= (x)(e^x) - \int (e^x)(dx) \\ &= xe^x - e^x + C. \end{aligned}$$

This method of integrating is called **integration by parts**. As always, to check, we can simply differentiate. This check is left to the student.

Note that integration by parts, like substitution, is a trial-and-error process. In the preceding example, suppose that we had reversed the roles of  $x$  and  $e^x$ . We would have obtained

$$\begin{aligned} u &= e^x, & dv &= x \, dx, \\ du &= e^x \, dx, & v &= \frac{x^2}{2}, \end{aligned}$$

$$\text{and} \quad \int (e^x)(x \, dx) = (e^x)\left(\frac{x^2}{2}\right) - \int \left(\frac{x^2}{2}\right)(e^x \, dx).$$

Now the integrand on the right is more difficult to integrate than the one with which we began. When we can integrate *both* factors of an integrand, and thus have a choice as to how to apply the Integration-by-Parts Formula, it can happen that only one (or maybe none) of the possibilities will work.

### Tips on Using Integration by Parts

1. If you have had no success using substitution, try integration by parts.
2. Use integration by parts when an integral is of the form

$$\int f(x) g(x) dx.$$

Match it with an integral of the form

$$\int u dv$$

by choosing a function to be  $u = f(x)$ , where  $f(x)$  can be differentiated, and the remaining factor to be  $dv = g(x) dx$ , where  $g(x)$  can be integrated.

3. Find  $du$  by differentiating and  $v$  by integrating.
4. If the resulting integral is more complicated than the original, make some other choice for  $u$  and  $dv$ .
5. To check your result, differentiate.

Let's consider some additional examples.

■ **EXAMPLE 1** Evaluate:  $\int \ln x dx$ . Assume  $x > 0$ .

**Solution** Note that  $\int (dx/x) = \ln x + C$ , but we do not yet know how to find  $\int \ln x dx$  since we have not yet found a function whose derivative is  $\ln x$ . Since we can differentiate  $\ln x$ , we let

$$u = \ln x \quad \text{and} \quad dv = dx.$$

$$\text{Then} \quad du = \frac{1}{x} dx \quad \text{and} \quad v = x.$$

Using the Integration-by-Parts Formula gives

$$\begin{aligned} \int (\ln x)(dx) &= (\ln x)x - \int x \left( \frac{1}{x} dx \right) \\ &= x \ln x - \int dx \\ &= x \ln x - x + C. \end{aligned}$$

#### Quick Check 1

Evaluate:  $\int x e^{3x} dx$ .

#### Quick Check 1

■ **EXAMPLE 2** Evaluate:  $\int x \ln x dx$ .

**Solution** Let's examine several choices, as follows.

**Attempt 1:** We let

$$u = 1 \quad \text{and} \quad dv = x \ln x dx.$$

This will not work because we do not as yet know how to integrate  $dv = x \ln x dx$ .

**Attempt 2:** We let

$$u = x \ln x \quad \text{and} \quad dv = dx.$$

$$\begin{aligned} \text{Then } du &= \left[ x \left( \frac{1}{x} \right) + (\ln x) 1 \right] dx \quad \text{and} \quad v = x \\ &= (1 + \ln x) dx. \end{aligned}$$

Using the Integration-by-Parts Formula, we have

$$\begin{aligned} \int (x \ln x) dx &= (x \ln x)x - \int x(1 + \ln x) dx \\ &= x^2 \ln x - \int (x + x \ln x) dx. \end{aligned}$$

This integral seems more complicated than the original, but we will reconsider it in Example 6.

**Attempt 3:** We let

$$u = \ln x \quad \text{and} \quad dv = x dx.$$

$$\text{Then } du = \frac{1}{x} dx \quad \text{and} \quad v = \frac{x^2}{2}.$$

Using the Integration-by-Parts Formula, we have

$$\begin{aligned} \int x \ln x dx &= \ln x \cdot \frac{x^2}{2} - \int \frac{x^2}{2} \left( \frac{1}{x} dx \right) = \frac{x^2}{2} \ln x - \frac{1}{2} \int x dx \\ &= \frac{x^2}{2} \ln x - \frac{x^2}{4} + C. \end{aligned}$$

This choice of  $u$  and  $dv$  allows us to evaluate the integral.

**EXAMPLE 3** Evaluate:  $\int x\sqrt{5x+1} dx$ .

**Solution** We let

$$u = x \quad \text{and} \quad dv = (5x+1)^{1/2} dx.$$

$$\text{Then } du = dx \quad \text{and} \quad v = \frac{2}{15}(5x+1)^{3/2}.$$

Note that we have to use substitution in order to integrate  $dv$ :

$$\begin{aligned} \int (5x+1)^{1/2} dx &= \frac{1}{5} \int (5x+1)^{1/2} 5 dx = \frac{1}{5} \int w^{1/2} dw \quad \begin{array}{l} \text{Substitution} \\ w = 5x+1, \\ dw = 5 dx \end{array} \\ v &= \frac{1}{5} \cdot \frac{w^{1/2+1}}{\frac{1}{2}+1} = \frac{2}{15} w^{3/2} = \frac{2}{15} (5x+1)^{3/2}. \end{aligned}$$

Using the Integration-by-Parts Formula gives us

$$\begin{aligned} \int x(\sqrt{5x+1}) dx &= x \cdot \frac{2}{15}(5x+1)^{3/2} - \int \frac{2}{15}(5x+1)^{3/2} dx \\ &= \frac{2}{15}x(5x+1)^{3/2} - \frac{2}{15} \cdot \frac{2}{25}(5x+1)^{5/2} + C \\ &= \frac{2}{15}x(5x+1)^{3/2} - \frac{4}{375}(5x+1)^{5/2} + C. \end{aligned}$$

This integral may also be evaluated using a substitution similar to that shown in Example 12 of Section 4.5. We revisit the evaluation of this integral in Exercise 43 at the end of this section.

### Quick Check 2

Evaluate:  $\int 2x\sqrt{3x-2} dx$ .

### Quick Check 2

**EXAMPLE 4** Evaluate:  $\int_1^2 \ln x dx$ .

**Solution** First, we find the indefinite integral (see Example 1). Next, we evaluate the definite integral:

$$\begin{aligned}\int_1^2 \ln x dx &= [x \ln x - x]_1^2 \\ &= (2 \ln 2 - 2) - (1 \cdot \ln 1 - 1) \\ &= 2 \ln 2 - 2 + 1 \\ &= 2 \ln 2 - 1 \approx 0.386.\end{aligned}$$

## Repeated Integration by Parts

In some cases, we may need to apply the Integration-by-Parts Formula more than once.

**EXAMPLE 5** Evaluate  $\int_0^7 x^2 e^{-x} dx$  to find the area of the shaded region shown to the left.

**Solution** We first let

$$u = x^2 \quad \text{and} \quad dv = e^{-x} dx.$$

Then  $du = 2x dx$  and  $v = -e^{-x}$ .

Using the Integration-by-Parts Formula gives

$$\begin{aligned}\int x^2(e^{-x} dx) &= x^2(-e^{-x}) - \int -e^{-x}(2x dx) \\ &= -x^2 e^{-x} + \int 2x e^{-x} dx.\end{aligned}\tag{1}$$

To evaluate the integral on the right, we can apply integration by parts again, as follows. We let

$$u = 2x \quad \text{and} \quad dv = e^{-x} dx.$$

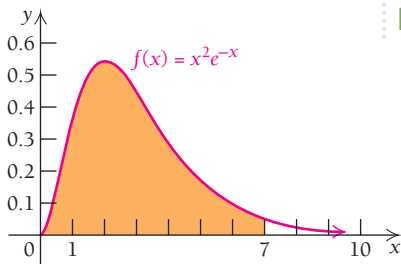
Then  $du = 2 dx$  and  $v = -e^{-x}$ .

Using the Integration-by-Parts Formula once again, we get

$$\begin{aligned}\int 2x(e^{-x} dx) &= 2x(-e^{-x}) - \int -e^{-x}(2 dx) \\ &= -2x e^{-x} - 2e^{-x} + C.\end{aligned}\tag{2}$$

When we substitute equation (2) into (1), the original integral becomes

$$\begin{aligned}\int x^2 e^{-x} dx &= -x^2 e^{-x} - 2x e^{-x} - 2e^{-x} + C \\ &= -e^{-x}(x^2 + 2x + 2) + C. \quad \text{Factoring simplifies the next step.}\end{aligned}$$



### TECHNOLOGY CONNECTION

#### EXERCISE

- Use a calculator or iPlot to evaluate

$$\int_0^7 x^2 e^{-x} dx.$$

We now evaluate the definite integral:

$$\begin{aligned}\int_0^7 x^2 e^{-x} dx &= [-e^{-x}(x^2 + 2x + 2)]_0^7 \\ &= [-e^{-7}(7^2 + 2(7) + 2)] - [-e^{-0}(0^2 + 2(0) + 2)] \\ &= -65e^{-7} + 2 \approx 1.94.\end{aligned}$$

### Quick Check 3

Evaluate:  $\int_0^3 \frac{x}{\sqrt{x+1}} dx$ .

### Quick Check 3

## Recurring Integrals

Occasionally integration by parts yields an integral of the form  $\int v du$  that is identical to the original integral. If we are alert and notice this when it occurs, we can find a solution of the original integral algebraically. Let's use this approach and reconsider Example 2.

**EXAMPLE 6** Evaluate  $\int x \ln x dx$  using the result of the second attempt in Example 2.

**Solution** For the second attempt in Example 2, we let

$$u = x \ln x \quad \text{and} \quad dv = dx,$$

so that

$$du = (1 + \ln x) dx \quad \text{and} \quad v = x.$$

Let's now work further with the result we abandoned earlier:

$$\begin{aligned}\int (x \ln x) dx &= \overset{u}{(x \ln x)} \overset{dv}{x} - \int \overset{u}{x} \overset{dv}{(1 + \ln x)} dx \\ &= x^2 \ln x - \int (x + x \ln x) dx \\ &= x^2 \ln x - \int x dx - \int x \ln x dx \\ &= x^2 \ln x - \frac{1}{2}x^2 - \int x \ln x dx\end{aligned}$$

Substituting the integral of each term in the sum

The original integral is duplicated.

$$2 \int x \ln x dx = x^2 \ln x - \frac{1}{2}x^2$$

Adding  $\int x \ln x dx$  to both sides

$$\int x \ln x dx = \frac{1}{2}x^2 \ln x - \frac{1}{4}x^2 + C.$$

Dividing both sides by 2

## Tabular Integration by Parts

In situations like that in Example 5, we have an integral,

$$\int f(x) g(x) dx,$$

for which  $f(x)$  can be repeatedly differentiated easily to a derivative that is eventually 0. The function  $g(x)$  can also be repeatedly integrated easily. In such cases, we can use integration by parts more than once to evaluate the integral.

**EXAMPLE 7** Evaluate:  $\int x^3 e^x dx$ .

**Solution** We use integration by parts repeatedly, watching for patterns:

$$\begin{aligned}\int x^3 e^x dx &= x^3 e^x - \int e^x 3x^2 dx \\ &= x^3 e^x - \int 3x^2 e^x dx. \quad \text{This integral is simpler than the original.} \quad (1)\end{aligned}$$

To solve  $\int 3x^2 e^x dx$ , we select  $u = 3x^2$  and  $dv = e^x dx$ , so

$$du = 6x dx \quad \text{and} \quad v = e^x,$$

$$\begin{aligned}\text{and} \quad \int 3x^2 e^x dx &= 3x^2 e^x - \int e^x 6x dx \\ &= 3x^2 e^x - \int 6x e^x dx. \quad \text{This integral is the simplest so far.} \quad (2)\end{aligned}$$

To solve  $\int 6x e^x dx$ , we select  $u = 6x$  and  $dv = e^x dx$ , so

$$du = 6 dx \quad \text{and} \quad v = e^x,$$

$$\begin{aligned}\text{and} \quad \int 6x e^x dx &= 6x e^x - \int e^x 6 dx \\ &= 6x e^x - 6 \int e^x dx \\ &= 6x e^x - 6e^x + C. \quad (3)\end{aligned}$$

Combining equations (1), (2), and (3), we have

$$\begin{aligned}\int x^3 e^x dx &= x^3 e^x - \left( 3x^2 e^x - \int 6x e^x dx \right) \quad \text{Substituting equation (2) into} \\ &= x^3 e^x - 3x^2 e^x + \int 6x e^x dx \quad \text{equation (1)} \\ &= x^3 e^x - 3x^2 e^x + 6x e^x - 6e^x + C. \quad \text{Substituting equation (3)}\end{aligned}$$

As you can see, this approach can get complicated. Using **tabular integration**, as shown in the following table, can greatly simplify our work.

$f(x)$ and Repeated Derivatives	Sign of Product	$g(x)$ and Repeated Integrals
$x^3$	(+)	$e^x$
$3x^2$	(-)	$e^x$
$6x$	(+)	$e^x$
$6$	(-)	$e^x$
$0$		$e^x$

We then add products along the arrows, making the alternating sign changes, and obtain the correct result:

$$\int x^3 e^x dx = x^3 e^x - 3x^2 e^x + 6x e^x - 6e^x + C.$$

**Quick Check 4**

Evaluate:  $\int x^4 e^{2x} dx$ .

**Quick Check 4**



## Section Summary

- The *Integration-by-Parts Formula* is the reverse of the Product Rule for differentiation:

$$\int u \, dv = uv - \int v \, du.$$

- The choices for  $u$  and  $dv$  should be such that the integral  $\int v \, du$  is simpler than the original integral. If this does not turn out to be the case, other choices should be made.
- Tabular integration* is useful in cases where repeated integration by parts is necessary.

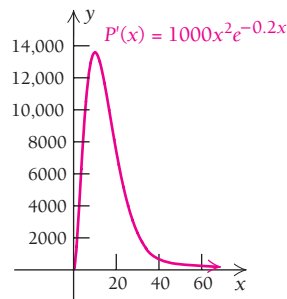
### EXERCISE SET 4.6

Evaluate using integration by parts or substitution.  
Check by differentiating.

- $\int 4xe^{4x} \, dx$
- $\int 3xe^{3x} \, dx$
- $\int x^3(3x^2) \, dx$
- $\int x^2(2x) \, dx$
- $\int xe^{5x} \, dx$
- $\int 2xe^{4x} \, dx$
- $\int xe^{-2x} \, dx$
- $\int xe^{-x} \, dx$
- $\int x^2 \ln x \, dx$
- $\int x^3 \ln x \, dx$
- $\int x \ln \sqrt{x} \, dx$
- $\int x^2 \ln x^3 \, dx$
- $\int \ln(x+5) \, dx$
- $\int \ln(x+4) \, dx$
- $\int (x+2) \ln x \, dx$
- $\int (x+1) \ln x \, dx$
- $\int (x-1) \ln x \, dx$
- $\int (x-2) \ln x \, dx$
- $\int x\sqrt{x+2} \, dx$
- $\int x\sqrt{x+5} \, dx$
- $\int x^3 \ln(2x) \, dx$
- $\int x^2 \ln(5x) \, dx$
- $\int x^2 e^x \, dx$
- $\int (\ln x)^2 \, dx$
- $\int x^2 e^{2x} \, dx$
- $\int x^{-5} \ln x \, dx$
- $\int x^3 e^{-2x} \, dx$
- $\int x^5 e^{4x} \, dx$
- $\int (x^4 + 4)e^{3x} \, dx$
- $\int (x^3 - x + 1)e^{-x} \, dx$

Evaluate using integration by parts.

- $\int_1^2 x^2 \ln x \, dx$
- $\int_1^2 x^3 \ln x \, dx$
- $\int_2^6 \ln(x+8) \, dx$
- $\int_0^5 \ln(x+7) \, dx$
- $\int_0^1 xe^x \, dx$
- $\int_0^1 (x^3 + 2x^2 + 3)e^{-2x} \, dx$
- $\int_0^8 x\sqrt{x+1} \, dx$
- $\int_0^{\ln 3} x^2 e^{2x} \, dx$
- Cost from marginal cost.** A company determines that its marginal-cost function is given by  $C'(x) = 4x\sqrt{x+3}$ . Find the total cost given that  $C(13) = \$1126.40$ .
- Profit from marginal profit.** A firm determines that its marginal-profit function is given by  $P'(x) = 1000x^2e^{-0.2x}$ .



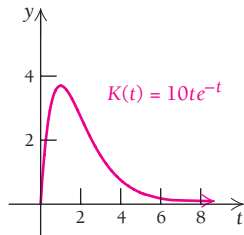
Find the total profit given that  $P = -\$2000$  when  $x = 0$ .

**Life and Physical Sciences**

41. **Electrical energy use.** The rate at which electrical energy is used by the Ortiz family, in kilowatt-hours (kW-h) per day, is given by

$$K(t) = 10te^{-t},$$

where  $t$  is time, in hours. That is,  $t$  is in the interval  $[0, 24]$ .



- a) How many kilowatt-hours does the family use in the first  $T$  hours of a day ( $t = 0$  to  $t = T$ )?  
 b) How many kilowatt-hours does the family use in the first 4 hours of the day?
42. **Drug dosage.** Suppose that an oral dose of a drug is taken. Over time, the drug is assimilated in the body and excreted through the urine. The total amount of the drug that has passed through the body in time  $T$  is given by

$$\int_0^T E(t) dt,$$

where  $E$  is the rate of excretion of the drug. A typical rate-of-excretion function is

$$E(t) = te^{-kt},$$

where  $k > 0$  and  $t$  is the time, in hours.

- a) Find a formula for

$$\int_0^T E(t) dt.$$

- b) Find

$$\int_0^{10} E(t) dt, \text{ when } k = 0.2 \text{ mg/hr.}$$

**SYNTHESIS**

In Exercises 43 and 44, evaluate the given indefinite integral using substitution. Refer to Example 12 in Section 4.5 to review the technique.

43. Evaluate  $\int x\sqrt{5x+1} dx$  by letting  $u = 5x + 1$  and  $du = 5 dx$  (so that  $dx = \frac{1}{5} du$ ) and observing that  $x = \frac{u-1}{5}$ . Compare your answer to that found in Example 3 of this section. Are they the same? (Hint: Simplify both forms of the answer into a common third form.)

44. Consider  $\int \frac{x}{\sqrt{x-3}} dx$ .

- a) Evaluate this integral using integration by parts.  
 b) Evaluate it using the substitution  $u = x - 3$  and observing that  $x = u + 3$ .  
 c) Show algebraically that the answers from parts (a) and (b) are equivalent.

In Exercises 45 and 46, both substitution and integration by parts are used to determine the indefinite integral.

45. Evaluate  $\int e^{\sqrt{x}} dx$  by letting  $u = \sqrt{x}$ . Note that  $x = u^2$ , so  $dx = 2u du$ . Make the substitutions and observe that the new integral (with variable  $u$ ) can be evaluated using integration by parts.

46. Evaluate  $\int \frac{1}{1 + \sqrt{x}} dx$  by letting  $u = \sqrt{x}$  and following the procedure used in Exercise 45.

Evaluate using integration by parts.

47.  $\int \sqrt{x} \ln x dx$       48.  $\int \frac{te^t}{(t+1)^2} dt$   
 49.  $\int \frac{\ln x}{\sqrt{x}} dx$       50.  $\int \frac{13t^2 - 48}{\sqrt[5]{4t+7}} dt$

51.  $\int (27x^3 + 83x - 2)\sqrt[6]{3x+8} dx$

52.  $\int x^2(\ln x)^2 dx$

53.  $\int x^n(\ln x)^2 dx, n \neq -1$

54.  $\int x^n \ln x dx, n \neq -1$

55. Verify that for any positive integer  $n$ ,

$$\int x^n e^x dx = x^n e^x - n \int x^{n-1} e^x dx.$$

56. Verify that for any positive integer  $n$ ,

$$\int (\ln x)^n dx = x(\ln x)^n - n \int (\ln x)^{n-1} dx.$$

57. Determine whether the following is a theorem:

$$\int f(x)g(x) dx = \int f(x) dx \cdot \int g(x) dx.$$

Explain.

58. Compare the procedures of differentiation and integration. Which seems to be the most complicated or difficult and why?

**TECHNOLOGY CONNECTION**

59. Use a graphing calculator to evaluate

$$\int_1^{10} x^5 \ln x dx.$$

**Answers to Quick Checks**

1.  $\frac{x}{3}e^{3x} - \frac{1}{9}e^{3x} + C$   
 2.  $\frac{4}{9}x(3x-2)^{3/2} - \frac{4}{135}(3x-2)^{5/2} + C$     3.  $2\frac{2}{3}$   
 4.  $e^{2x}\left(\frac{1}{2}x^4 - x^3 + \frac{3}{2}x^2 - \frac{3}{2}x + \frac{3}{4}\right) + C$

## 4.7

**OBJECTIVE**

- Evaluate integrals using a table of integration formulas.

**Integration Techniques: Tables****Tables of Integration Formulas**

You have probably noticed that, generally speaking, integration is more challenging than differentiation. Because of this, integral formulas that are reasonable and/or important have been gathered into tables. Table 1, shown below and inside the back cover of this book, is a brief example of such a table. Entire books of integration formulas are available in libraries, and lengthy tables are also available online. Such tables are usually classified by the form of the integrand. The idea is to properly match the integral in question with a formula in the table. Sometimes some algebra or a technique such as substitution or integration by parts may be needed as well as a table.

**TABLE 1** Integration Formulas

- $\int x^n dx = \frac{x^{n+1}}{n+1} + C, \quad n \neq -1$
- $\int \frac{dx}{x} = \ln x + C, \quad x > 0$
- $\int u dv = uv - \int v du$
- $\int e^x dx = e^x + C$
- $\int e^{ax} dx = \frac{1}{a} \cdot e^{ax} + C$
- $\int x e^{ax} dx = \frac{1}{a^2} \cdot e^{ax}(ax - 1) + C$
- $\int x^n e^{ax} dx = \frac{x^n e^{ax}}{a} - \frac{n}{a} \int x^{n-1} e^{ax} dx + C$
- $\int \ln x dx = x \ln x - x + C$
- $\int (\ln x)^n dx = x(\ln x)^n - n \int (\ln x)^{n-1} dx + C, \quad n \neq -1$
- $\int x^n \ln x dx = x^{n+1} \left[ \frac{\ln x}{n+1} - \frac{1}{(n+1)^2} \right] + C, \quad n \neq -1$
- $\int a^x dx = \frac{a^x}{\ln a} + C, \quad a > 0, a \neq 1$
- $\int \frac{1}{\sqrt{x^2 + a^2}} dx = \ln |x + \sqrt{x^2 + a^2}| + C$
- $\int \frac{1}{\sqrt{x^2 - a^2}} dx = \ln |x + \sqrt{x^2 - a^2}| + C$
- $\int \frac{1}{x^2 - a^2} dx = \frac{1}{2a} \ln \left| \frac{x-a}{x+a} \right| + C$
- $\int \frac{1}{a^2 - x^2} dx = \frac{1}{2a} \ln \left| \frac{a+x}{a-x} \right| + C$
- $\int \frac{1}{x\sqrt{a^2 + x^2}} dx = -\frac{1}{a} \ln \left| \frac{a + \sqrt{a^2 + x^2}}{x} \right| + C$

(continued)

TABLE 1 (continued)

$$\begin{aligned}
 17. \int \frac{1}{x\sqrt{a^2 - x^2}} dx &= -\frac{1}{a} \ln \left| \frac{a + \sqrt{a^2 - x^2}}{x} \right| + C \\
 18. \int \frac{x}{a + bx} dx &= \frac{a}{b^2} + \frac{x}{b} - \frac{a}{b^2} \ln |a + bx| + C \\
 19. \int \frac{x}{(a + bx)^2} dx &= \frac{a}{b^2(a + bx)} + \frac{1}{b^2} \ln |a + bx| + C \\
 20. \int \frac{1}{x(a + bx)} dx &= \frac{1}{a} \ln \left| \frac{x}{a + bx} \right| + C \\
 21. \int \frac{1}{x(a + bx)^2} dx &= \frac{1}{a(a + bx)} + \frac{1}{a^2} \ln \left| \frac{x}{a + bx} \right| + C \\
 22. \int \sqrt{x^2 \pm a^2} dx &= \frac{1}{2} [x\sqrt{x^2 \pm a^2} \pm a^2 \ln |x + \sqrt{x^2 \pm a^2}|] + C \\
 23. \int x\sqrt{a + bx} dx &= \frac{2}{15b^2} (3bx - 2a)(a + bx)^{3/2} + C \\
 24. \int x^2\sqrt{a + bx} dx &= \frac{2}{105b^3} (15b^2x^2 - 12abx + 8a^2)(a + bx)^{3/2} + C \\
 25. \int \frac{x dx}{\sqrt{a + bx}} &= \frac{2}{3b^2} (bx - 2a)\sqrt{a + bx} + C \\
 26. \int \frac{x^2 dx}{\sqrt{a + bx}} &= \frac{2}{15b^3} (3b^2x^2 - 4abx + 8a^2)\sqrt{a + bx} + C
 \end{aligned}$$

■ **EXAMPLE 1** Evaluate:  $\int \frac{dx}{x(3-x)}$ .

**Solution** The integral  $\int \frac{dx}{x(3-x)}$  fits *formula 20* in Table 1:

$$\int \frac{1}{x(a+bx)} dx = \frac{1}{a} \ln \left| \frac{x}{a+bx} \right| + C.$$

In the given integral,  $a = 3$  and  $b = -1$ , so we have, by the formula,

$$\begin{aligned}
 \int \frac{dx}{x(3-x)} &= \frac{1}{3} \ln \left| \frac{x}{3 + (-1)x} \right| + C \\
 &= \frac{1}{3} \ln \left| \frac{x}{3-x} \right| + C.
 \end{aligned}$$

► **Quick Check 1**

Evaluate:  $\int \frac{2x}{(3-5x)^2} dx$ .

◀ **Quick Check 1**

■ **EXAMPLE 2** Evaluate:  $\int \frac{5x}{7x-8} dx$ .

**Solution** We first factor 5 out of the integral. The integral then fits *formula 18* in Table 1:

$$\int \frac{x}{a+bx} dx = \frac{a}{b^2} + \frac{x}{b} - \frac{a}{b^2} \ln |a+bx| + C.$$

In the given integral,  $a = -8$  and  $b = 7$ , so we have, by the formula,

$$\begin{aligned}\int \frac{5x}{7x-8} dx &= 5 \int \frac{x}{-8+7x} dx \\ &= 5 \left[ \frac{-8}{7^2} + \frac{x}{7} - \frac{-8}{7^2} \ln |-8+7x| \right] + C \\ &= 5 \left[ \frac{-8}{49} + \frac{x}{7} + \frac{8}{49} \ln |7x-8| \right] + C \\ &= -\frac{40}{49} + \frac{5x}{7} + \frac{40}{49} \ln |7x-8| + C.\end{aligned}$$

► **Quick Check 2**

Evaluate:  $\int \frac{3}{2x(7-3x)^2} dx.$

◀ Quick Check 2

■ **EXAMPLE 3** Evaluate:  $\int \sqrt{16x^2 + 3} dx.$

**Solution** This integral almost fits formula 22 in Table 1:

$$\int \sqrt{x^2 \pm a^2} dx = \frac{1}{2} [x\sqrt{x^2 \pm a^2} \pm a^2 \ln |x + \sqrt{x^2 \pm a^2}|] + C.$$

But the coefficient of  $x^2$  needs to be 1. To achieve this, we first factor out 16. Then we apply formula 22:

$$\begin{aligned}\int \sqrt{16x^2 + 3} dx &= \int \sqrt{16\left(x^2 + \frac{3}{16}\right)} dx && \text{Factoring} \\ &= \int 4\sqrt{x^2 + \frac{3}{16}} dx && \text{Using the properties of} \\ & && \text{radicals; } \sqrt{16} = 4 \\ &= 4 \int \sqrt{x^2 + \frac{3}{16}} dx && \text{We have } a^2 = \frac{3}{16} \text{ in formula 22.} \\ &= 4 \cdot \frac{1}{2} \left[ x\sqrt{x^2 + \frac{3}{16}} + \frac{3}{16} \ln \left| x + \sqrt{x^2 + \frac{3}{16}} \right| \right] + C \\ &= 2 \left[ x\sqrt{x^2 + \frac{3}{16}} + \frac{3}{16} \ln \left| x + \sqrt{x^2 + \frac{3}{16}} \right| \right] + C.\end{aligned}$$

In the given integral,  $a^2 = 3/16$  and  $a = \sqrt{3}/4$ , though we did not need to use  $a$  in this form when applying the formula.

► **Quick Check 3**

Evaluate:  $\int x^2 \sqrt{8+3x} dx.$

◀ Quick Check 3

■ **EXAMPLE 4** Evaluate:  $\int \frac{dx}{x^2 - 25}.$

**Solution** This integral fits formula 14 in Table 1:

$$\int \frac{1}{x^2 - a^2} dx = \frac{1}{2a} \ln \left| \frac{x-a}{x+a} \right| + C.$$

In the given integral,  $a^2 = 25$ , so  $a = 5$ . We have, by the formula,

$$\int \frac{dx}{x^2 - 25} = \frac{1}{10} \ln \left| \frac{x-5}{x+5} \right| + C.$$

► **Quick Check 4**

Evaluate:  $\int \frac{4}{x^2 - 11} dx.$

◀ Quick Check 4

■ **EXAMPLE 5** Evaluate:  $\int (\ln x)^3 dx$ .

**Solution** This integral fits formula 9 in Table 1:

$$\int (\ln x)^n dx = x(\ln x)^n - n \int (\ln x)^{n-1} dx + C, \quad n \neq -1.$$

We must apply the formula three times:

$$\begin{aligned} \int (\ln x)^3 dx &= x(\ln x)^3 - 3 \int (\ln x)^2 dx + C && \text{Formula 9, with } n = 3 \\ &= x(\ln x)^3 - 3 \left[ x(\ln x)^2 - 2 \int \ln x dx \right] + C && \text{Applying formula 9} \\ &= x(\ln x)^3 - 3 \left[ x(\ln x)^2 - 2 \left( x \ln x - \int dx \right) \right] + C && \text{Applying formula} \\ &= x(\ln x)^3 - 3x(\ln x)^2 + 6x \ln x - 6x + C. && \text{9 for the third} \\ & && \text{time, with } n = 1 \end{aligned}$$

► **Quick Check 5**

Evaluate:  $\int x^4 \ln x dx$ .

◀ **Quick Check 5**

The Web site [www.integrals.com](http://www.integrals.com) can be used to find integrals. If you have access to the Internet, use this Web site to check Examples 1–5 or to do the exercises in the following set.

## Section Summary

- Tables of integrals or the Web site [www.integrals.com](http://www.integrals.com) can be used to evaluate many integrals.
- Some algebraic simplification of the integrand may be required before the correct integral form can be identified.

### EXERCISE SET

## 4.7

Evaluate using Table 1.

- $\int xe^{-3x} dx$
- $\int 2xe^{3x} dx$
- $\int 6^x dx$
- $\int \frac{1}{\sqrt{x^2 - 9}} dx$
- $\int \frac{1}{25 - x^2} dx$
- $\int \frac{1}{x\sqrt{4 + x^2}} dx$
- $\int \frac{x}{3 - x} dx$
- $\int \frac{x}{(1 - x)^2} dx$
- $\int \frac{1}{x(8 - x)^2} dx$
- $\int \sqrt{x^2 + 9} dx$
- $\int \ln(3x) dx$
- $\int \ln\left(\frac{4}{5}x\right) dx$
- $\int x^4 \ln x dx$
- $\int x^3 e^{-2x} dx$
- $\int x^3 \ln x dx$
- $\int 5x^4 \ln x dx$
- $\int \frac{dx}{\sqrt{x^2 + 7}}$
- $\int \frac{10 dx}{x(5 - 7x)^2}$
- $\int \frac{-5}{4x^2 - 1} dx$
- $\int \sqrt{4m^2 + 16} dm$
- $\int \frac{-5 \ln x}{x^3} dx$
- $\int \frac{e^x}{x^{-3}} dx$
- $\int x\sqrt{1 + 2x} dx$
- $\int \frac{3 dx}{x\sqrt{1 - x^2}}$
- $\int \frac{2}{5x(7x + 2)} dx$
- $\int \sqrt{9t^2 - 1} dt$
- $\int \frac{3 \ln x}{x^2} dx$
- $\int (\ln x)^4 dx$
- $\int \frac{3}{\sqrt{4x^2 + 100}} dx$
- $\int x\sqrt{2 + 3x} dx$

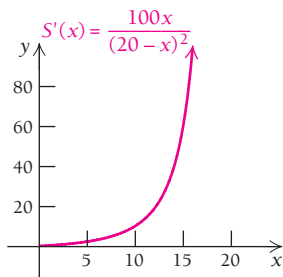
## APPLICATIONS

## Business and Economics

31. **Supply from marginal supply.** A lawn machinery company introduces a new kind of lawn seeder. It finds that its marginal supply for the seeder satisfies the function

$$S'(x) = \frac{100x}{(20-x)^2}, \quad 0 \leq x \leq 19,$$

where  $S$  is the quantity purchased when the price is  $x$  thousand dollars per seeder. Find the supply function,  $S(x)$ , given that the company will sell 2000 seeders when the price is 19 thousand dollars.

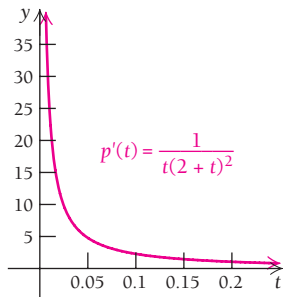


## Social Sciences

32. **Learning rate.** The rate of change of the probability that an employee learns a task on a new assembly line is given by

$$p'(t) = \frac{1}{t(2+t)^2},$$

where  $p(t)$  is the probability of learning the task after  $t$  months. Find  $p(t)$  given that  $p = 0.8267$  when  $t = 2$ .



## SYNTHESIS

Evaluate using Table 1 or the Web site [www.integrals.com](http://www.integrals.com).

33.  $\int \frac{8}{3x^2 - 2x} dx$

34.  $\int \frac{x dx}{4x^2 - 12x + 9}$

35.  $\int \frac{dx}{x^3 - 4x^2 + 4x}$

36.  $\int e^x \sqrt{e^{2x} + 1} dx$

37.  $\int \frac{-e^{-2x} dx}{9 - 6e^{-x} + e^{-2x}}$

38.  $\int \frac{\sqrt{(\ln x)^2 + 49}}{2x} dx$

## Answers to Quick Checks

1. Using formula 19:  $\frac{6}{25(3-5x)} + \frac{2}{25} \ln |3-5x| + C$

2. Using formula 21:  $\frac{3}{14(7-3x)} + \frac{3}{98} \ln \left| \frac{x}{7-3x} \right| + C$

3. Using formula 24:

$$\frac{2}{2835} (135x^2 - 288x + 512)(8 + 3x)^{3/2} + C$$

4. Using formula 14:  $\frac{2}{11} \sqrt{11} \ln \left| \frac{(x - \sqrt{11})^2}{x^2 - 11} \right| + C$

5. Using formula 10:  $\frac{x^5}{5} \ln x - \frac{x^2}{25} + C$

## CHAPTER 4 SUMMARY

### KEY TERMS AND CONCEPTS

#### SECTION 4.1

**Antidifferentiation** is the reverse of differentiation. A function  $F$  is an **antiderivative** of a function  $f$  if

$$\frac{d}{dx} F(x) = f(x).$$

Antiderivatives of a function  $f$  all differ by a constant  $C$ , called the **constant of integration**.

An **indefinite integral** of a function is symbolized by

$$\int f(x) dx = F(x) + C,$$

where  $f(x)$  is called the **integrand**.

We use four **rules of antidifferentiation**:

**A1.**  $\int k dx = kx + C$

**A2.**  $\int x^n dx = \frac{x^{n+1}}{n+1} + C, \quad n \neq -1$

**A3.**  $\int \frac{1}{x} dx = \ln x + C, \quad x > 0$

**A4.**  $\int e^{ax} dx = \frac{1}{a} e^{ax} + C$

There are two common **properties of indefinite integrals**:

**P1.**  $\int [c \cdot f(x)] dx = c \int f(x) dx$

**P2.**  $\int [f(x) \pm g(x)] dx$   
 $= \int f(x) dx \pm \int g(x) dx.$

### EXAMPLES

$F(x) = x^2$  is an antiderivative of  $f(x) = 2x$  since  $\frac{d}{dx}(x^2) = 2x$ . Antiderivatives of  $f(x) = 2x$  have the form  $x^2 + C$ . These antiderivatives can also be expressed using the indefinite integral  $\int 2x dx = x^2 + C$ , where the function  $f(x) = 2x$  is the integrand.

$G(x) = \ln x$  is an antiderivative of  $g(x) = \frac{1}{x}$  since  $\frac{d}{dx}(\ln x) = \frac{1}{x}$ .

The corresponding indefinite integral is

$$\int \frac{1}{x} dx = \ln x + C.$$

- $\int 9 dx = 9x + C$     **A1**
- $\int x^6 dx = \frac{1}{7} x^7 + C$     **A2**
- $\int (3x^4 + 4x - 5) dx = \frac{3}{5} x^5 + 2x^2 - 5x + C$     **A2, P1, P2**
- $\int e^{3x} dx = \frac{1}{3} e^{3x} + C$     **A4**
- $\int \frac{5}{x} dx = 5 \ln x + C$     **A3**
- $\int \sqrt{x} dx = \int x^{1/2} dx = \frac{2}{3} x^{3/2} + C$     **A2**
- $\int \frac{1}{x^5} dx = \int x^{-5} dx = \frac{1}{-4} x^{-4} = -\frac{1}{4x^4} + C$     **A2**
- $\int \frac{x^2 - 1}{x} dx = \int \left(x - \frac{1}{x}\right) dx = \frac{1}{2} x^2 - \ln x + C$     **A2, A3, P2**
- $\int (x + 4)^2 dx = \int (x^2 + 8x + 16) dx$   
 $= \frac{1}{3} x^3 + 4x^2 + 16x + C$     **A1, A2, P1, P2**

(continued)



## KEY TERMS AND CONCEPTS

## SECTION 4.1 (continued)

An **initial condition** is a point that is a solution of a particular antiderivative.

## EXAMPLES

Find  $\int (3x - 2) dx$  such that  $(1, 4)$  is a solution of the antiderivative.

We antidifferentiate:  $\int (3x - 2) dx = \frac{3}{2}x^2 - 2x + C$ . Therefore, we

have  $F(x) = \frac{3}{2}x^2 - 2x + C$ . We are given  $(1, 4)$  as an initial condition, so we substitute and solve for  $C$ :

$$4 = \frac{3}{2}(1)^2 - 2(1) + C$$

$$4 = \frac{3}{2} - 2 + C$$

$$4 = -\frac{1}{2} + C$$

$$C = \frac{9}{2}.$$

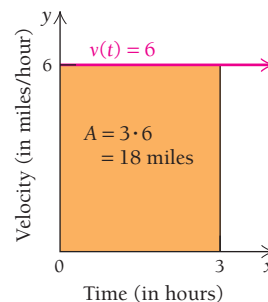
Therefore, the particular antiderivative that meets the initial condition is

$$F(x) = \frac{3}{2}x^2 - 2x + \frac{9}{2}.$$

## SECTION 4.2

The area under the graph of a function can be interpreted in a meaningful way. The units of the area are determined by multiplying the units of the input variable by the units of the output variable.

**Physical Science.** A jogger runs according to a velocity function  $v(t) = 6$ , where  $t$  is in hours and  $v$  is in miles per hour. In 3 hr, the jogger will have run  $3 \text{ hr} \cdot 6 \frac{\text{mi}}{\text{hr}} = 18 \text{ mi}$ , which is the area under the line representing the velocity function.

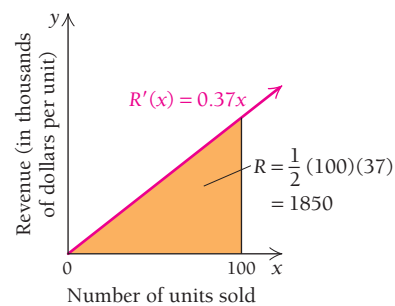


Common geometry formulas can sometimes be used to calculate the area.

**Business.** A company's marginal revenue is modeled by

$$R'(x) = 0.37x,$$

where  $x$  is the number of units sold and  $R'$  is in thousands of dollars per unit. The total revenue from selling 100 units is the area under the marginal revenue function.



$$\begin{aligned} \text{Total revenue} &= \frac{1}{2}(100 \text{ units}) \left( 37 \frac{\text{thousands of dollars}}{\text{unit}} \right) \\ &= 1850 \text{ thousand dollars, or } \$1,850,000. \end{aligned}$$

## KEY TERMS AND CONCEPTS

**Riemann summation** uses rectangles to approximate the area under a curve. The more subintervals (rectangles) used, the more accurate the approximation of the area.

If the number of subintervals is allowed to approach infinity, we have a **definite integral**, which represents the exact area under the graph of a continuous and non-negative function  $f(x) \geq 0$  over an interval  $[a, b]$ :

$$\text{Exact area} = \int_a^b f(x) dx.$$

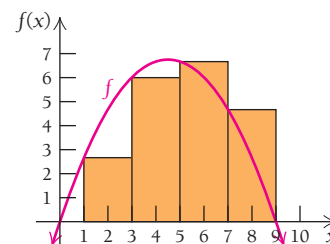
## EXAMPLES

Approximate the area under the graph of  $f(x) = -\frac{1}{3}x^2 + 3x$  over the interval  $[1, 9]$  using 4 subintervals.

Each subinterval will have width  $\Delta x = \frac{9 - 1}{4} = 2$ , with  $x_i$  ranging from  $x_1 = 1$  to  $x_4 = 7$ . The area under the curve over  $[1, 9]$  is approximated as follows:

$$\begin{aligned} \sum_{i=1}^4 f(x_i) \cdot \Delta x &= f(1) \cdot 2 + f(3) \cdot 2 + f(5) \cdot 2 + f(7) \cdot 2 \\ &= \frac{8}{3} \cdot 2 + 6 \cdot 2 + \frac{20}{3} \cdot 2 + \frac{14}{3} \cdot 2 \\ &= 40. \end{aligned}$$

Thus, the area is approximately 40 square units.



## SECTION 4.3

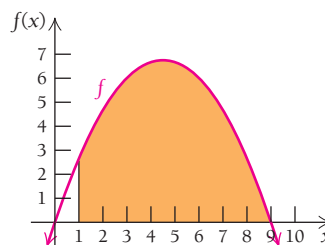
The **Fundamental Theorem of Calculus** tells us that the exact area under a continuous function  $f$  over an interval  $[a, b]$  is calculated directly using a definite integral:

$$\int_a^b f(x) dx = F(b) - F(a).$$

The function  $F(x)$  is any antiderivative of  $f(x)$  (we usually set the constant of integration equal to 0).

The exact area under the graph of  $f(x) = -\frac{1}{3}x^2 + 3x$  over the interval  $[1, 9]$  is

$$\begin{aligned} \int_1^9 \left( -\frac{1}{3}x^2 + 3x \right) dx &= \left[ -\frac{1}{9}x^3 + \frac{3}{2}x^2 \right]_1^9 \\ &= \left( -\frac{1}{9}(9)^3 + \frac{3}{2}(9)^2 \right) - \left( -\frac{1}{9}(1)^3 + \frac{3}{2}(1)^2 \right) \\ &= \frac{352}{9} = 39\frac{1}{9}. \end{aligned}$$



(continued)

## KEY TERMS AND CONCEPTS

## SECTION 4.3 (continued)

The Fundamental Theorem of Calculus is true for *all* continuous functions over an interval  $[a, b]$ .

The definite integral gives the *net* area between the graph of a continuous function  $f$  and the  $x$ -axis over an interval  $[a, b]$ :

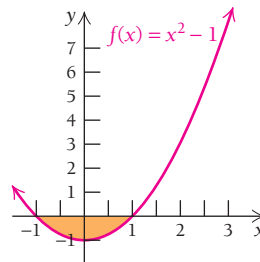
- If  $f$  is negative over an interval  $[a, b]$ , then the definite integral will be negative.
- If  $f$  has more area above the  $x$ -axis than below it over an interval  $[a, b]$ , then the definite integral will be positive.
- If  $f$  has more area below the  $x$ -axis than above it over an interval  $[a, b]$ , then the definite integral will be negative.
- If  $f$  has equal areas above and below the  $x$ -axis over an interval  $[a, b]$ , then the definite integral will be zero.

## EXAMPLES

Evaluate the definite integral of  $f(x) = x^2 - 1$  over the interval  $[-1, 1]$ .

The function  $f$  is negative, therefore, the definite integral will be negative.

$$\begin{aligned}\int_{-1}^1 (x^2 - 1) dx &= \left[ \frac{1}{3}x^3 - x \right]_{-1}^1 \\ &= \left( \frac{1}{3}(1)^3 - (1) \right) - \left( \frac{1}{3}(-1)^3 - (-1) \right) \\ &= -\frac{4}{3}.\end{aligned}$$



Area over  $[-1, 1]$

Evaluate the definite integral of  $f(x) = x^2 - 1$  over the interval  $[0, 3]$ .

The function  $f$  has more area above the  $x$ -axis than below. For the portion of the graph below the  $x$ -axis, we integrate from 0 to 1:

$$\int_0^1 (x^2 - 1) dx = \left[ \frac{1}{3}x^3 - x \right]_0^1 = -\frac{2}{3}.$$

For the portion of the graph above the  $x$ -axis, we integrate from 1 to 3:

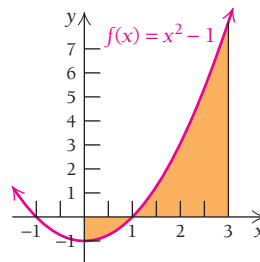
$$\int_1^3 (x^2 - 1) dx = \left[ \frac{1}{3}x^3 - x \right]_1^3 = (9 - 3) - \left( \frac{1}{3} - 1 \right) = \frac{20}{3}.$$

We sum the two results:

$$\int_0^3 (x^2 - 1) dx = \left[ \frac{1}{3}x^3 - x \right]_0^3 = -\frac{2}{3} + \frac{20}{3} = \frac{18}{3} = 6.$$

Thus, the net area is 6. We can also integrate from 0 to 3 directly:

$$\int_0^3 (x^2 - 1) dx = \left[ \frac{1}{3}x^3 - x \right]_0^3 = (9 - 3) - (0) = 6.$$



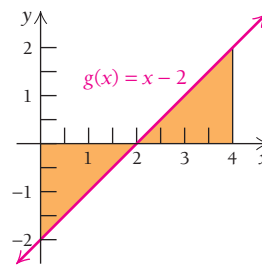
Area over  $[0, 3]$

## KEY TERMS AND CONCEPTS

## EXAMPLES

The function  $g(x) = x - 2$  over  $[0, 4]$  has equal areas below and above the  $x$ -axis. Therefore,

$$\int_0^4 (x - 2) dx = \left[ \frac{1}{2}x^2 - 2x \right]_0^4 = 8 - 8 = 0.$$

Area over  $[0, 4]$ 

## SECTION 4.4

There are many useful properties of definite integrals.

- **Additive property:** if  $a < b < c$ , we have

$$\int_a^c f(x) dx = \int_a^b f(x) dx + \int_b^c f(x) dx.$$

- **Area of a region bounded by two curves:** if  $f(x) \geq g(x)$  over an interval  $[a, b]$ , then the area between the graphs of  $f$  and  $g$  from  $x = a$  to  $x = b$  is

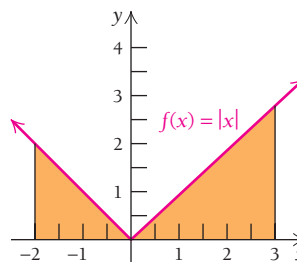
$$A = \int_a^b [f(x) - g(x)] dx.$$

- **Average value:** the average value of a function  $f$  over an interval  $[a, b]$  is given by

$$y_{\text{av}} = \frac{1}{b - a} \int_a^b f(x) dx.$$

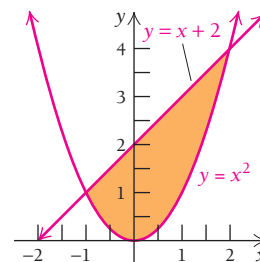
The additive property is useful for piecewise-defined functions, which include the absolute-value function.

$$\begin{aligned} \int_{-2}^3 |x| dx &= \int_{-2}^0 (-x) dx + \int_0^3 x dx \\ &= 2 + \frac{9}{2} \\ &= \frac{13}{2}. \end{aligned}$$



Let  $f(x) = x^2$  and  $g(x) = x + 2$ . Setting these expressions equal to one another and solving for  $x$ , we find that the curves intersect when  $x = -1$  and  $x = 2$ . Furthermore, we see that  $g(x) = x + 2$  is the “top” function. Therefore, the area between these curves is

$$\begin{aligned} A &= \int_{-1}^2 (x + 2 - x^2) dx = \left[ \frac{1}{2}x^2 + 2x - \frac{1}{3}x^3 \right]_{-1}^2 \\ &= \left( \frac{1}{2}(2)^2 + 2(2) - \frac{1}{3}(2)^3 \right) - \left( \frac{1}{2}(-1)^2 + 2(-1) - \frac{1}{3}(-1)^3 \right) \\ &= \frac{9}{2}. \end{aligned}$$



(continued)

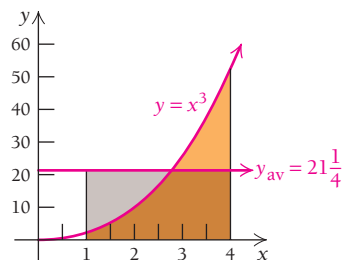
## KEY TERMS AND CONCEPTS

## SECTION 4.4 (continued)

## EXAMPLES

The average value of  $y = x^3$  over the interval  $[1, 4]$  is

$$y_{\text{av}} = \frac{1}{3} \int_1^4 x^3 dx = \left[ \frac{1}{12} x^4 \right]_1^4 = 21 \frac{1}{4}.$$



## SECTION 4.5

Integration by **substitution** is the reverse of applying the Chain Rule. We choose  $u$ , determine  $du$ , and rewrite the integrand in terms of  $u$ . It may be necessary to multiply the integrand by a constant and the entire integral by its reciprocal to obtain the correct form. *Results should be checked using differentiation!*

Evaluate  $\int 2x(x^2 + 1)^5 dx$ .

We let  $u = x^2 + 1$ , so  $du = 2x dx$ . Therefore, we have

$$\int 2x(x^2 + 1)^5 dx = \int u^5 du = \frac{1}{6} u^6 + C = \frac{1}{6} (x^2 + 1)^6 + C.$$

Evaluate  $\int \frac{1}{3x - 2} dx$ .

We let  $u = 3x - 2$ , so  $du = 3 dx$ . We multiply the integrand by 3 and the integral by  $\frac{1}{3}$  outside the integral:

$$\begin{aligned} \int \frac{1}{3x - 2} dx &= \frac{1}{3} \int \frac{1}{3x - 2} 3 dx = \frac{1}{3} \int \frac{1}{u} du \\ &= \frac{1}{3} \ln u + C = \frac{1}{3} \ln(3x - 2) + C, \text{ where } (3x - 2) > 0. \end{aligned}$$

## SECTION 4.6

The **Integration-by-Parts Formula** is the reverse of the product rule for derivatives:

$$\int u dv = uv - \int v du$$

Evaluate  $\int x^3 \ln x dx$ .

We let  $u = \ln x$  and  $dv = x^3 dx$ . We have  $du = \frac{1}{x} dx$  and  $v = \frac{1}{4} x^4$ .

Therefore,

$$\begin{aligned} \int x^3 \ln x dx &= \frac{1}{4} x^4 \ln x - \int \left( \frac{1}{4} x^4 \right) \left( \frac{1}{x} dx \right) \\ &= \frac{1}{4} x^4 \ln x - \frac{1}{4} \int x^3 dx \\ &= \frac{1}{4} x^4 \ln x - \frac{1}{16} x^4 + C. \end{aligned}$$

(continued)

**KEY TERMS AND CONCEPTS**

Tabular integration by parts is useful when this formula has to be applied more than once to evaluate an integral.

**EXAMPLES**

Evaluate  $\int x^3 e^{2x} dx$ .

This will involve repeated integrations by parts. Since  $x^3$  eventually differentiates to 0 and  $e^{2x}$  is easily integrable, we use tabular integration by parts:

$f(x)$ and Repeated Derivatives	Sign of Product	$g(x)$ and Repeated Integrals
$x^3$	(+)	$e^{2x}$
$3x^2$	(-)	$\frac{1}{2} e^{2x}$
$6x$	(+)	$\frac{1}{4} e^{2x}$
$6$	(-)	$\frac{1}{8} e^{2x}$
$0$		$\frac{1}{16} e^{2x}$

We multiply along the arrows, alternate signs, and simplify when possible. The antiderivative is

$$\begin{aligned} \int x^3 e^{2x} dx &= \frac{1}{2} x^3 e^{2x} - \frac{3}{4} x^2 e^{2x} + \frac{6}{8} x e^{2x} - \frac{6}{16} e^{2x} \\ &= e^{2x} \left( \frac{1}{2} x^3 - \frac{3}{4} x^2 + \frac{3}{4} x - \frac{3}{8} \right) + C. \end{aligned}$$

**SECTION 4.7**

Integration tables show formulas for evaluating many general forms of integrals.

Evaluate  $\int \frac{3}{\sqrt{x^2 + 64}} dx$ .

We see that formula 12 from the table of integration formulas on pp. 454–455 is appropriate:

$$\int \frac{1}{\sqrt{x^2 + a^2}} dx = \ln |x + \sqrt{x^2 + a^2}| + C.$$

We bring the constant 3 to the front of the integral, and we note that  $a^2 = 64$ , so  $a = 8$ :

$$\int \frac{3}{\sqrt{x^2 + 64}} dx = 3 \int \frac{1}{\sqrt{x^2 + 64}} dx = 3 \ln |x + \sqrt{x^2 + 64}| + C.$$

# CHAPTER 4

## REVIEW EXERCISES

These review exercises are for test preparation. They can also be used as a practice test. Answers are at the back of the book. The blue bracketed section references tell you what part(s) of the chapter to restudy if your answer is incorrect.

### CONCEPT REINFORCEMENT

Classify each statement as either true or false.

- Riemann sums are a way of approximating the area under a curve by using rectangles. [4.2]
- If  $a$  and  $b$  are both negative, then  $\int_a^b f(x) dx$  is negative. [4.3]
- For any continuous function  $f$  defined over  $[-1, 7]$ , it follows that  $\int_{-1}^2 f(x) dx + \int_2^7 f(x) dx = \int_{-1}^7 f(x) dx$ . [4.4]
- Every integral can be evaluated using integration by parts. [4.6]

Match each integral in column A with the corresponding anti-derivative in column B. [4.1, 4.5]

#### Column A

- $\int \frac{1}{\sqrt{x}} dx$
- $\int (1 + 2x)^{-2} dx$
- $\int \frac{1}{x} dx, x > 0$
- $\int \frac{2x}{1 + x^2} dx$
- $\int \frac{1}{x^2} dx$
- $\int \frac{2x}{(1 + x^2)^2} dx$

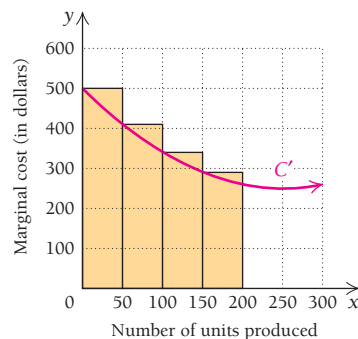
#### Column B

- $\ln x + C$
- $-x^{-1} + C$
- $-(1 + x^2)^{-1} + C$
- $-\frac{1}{2}(1 + 2x)^{-1} + C$
- $2x^{1/2} + C$
- $\ln(1 + x^2) + C$

### REVIEW EXERCISES

11. **Business: total cost.** The marginal cost, in dollars, of producing the  $x$ th car stereo is given by

$$C'(x) = 0.004x^2 - 2x + 500.$$



Approximate the total cost of producing 200 car stereos by computing the sum

$$\sum_{i=1}^4 C'(x_i) \Delta x, \text{ with } \Delta x = 50. [4.2]$$

Evaluate. [4.1]

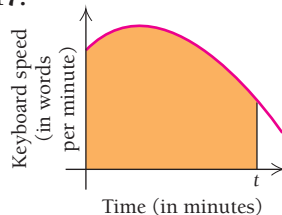
- $\int 20x^4 dx$
- $\int (3e^x + 2) dx$
- $\int \left(3t^2 + 5t + \frac{1}{t}\right) dt$  (assume  $t > 0$ )

Find the area under the curve over the indicated interval. [4.3]

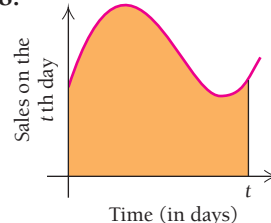
- $y = 4 - x^2; [-2, 1]$
- $y = x^2 + 2x + 1; [0, 3]$

In each case, give an interpretation of the shaded region. [4.2, 4.3]

17.



18.



Evaluate. [4.3, 4.4]

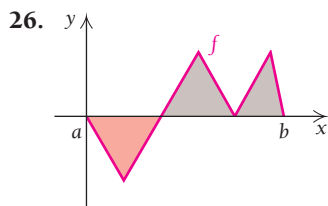
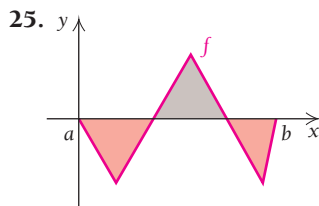
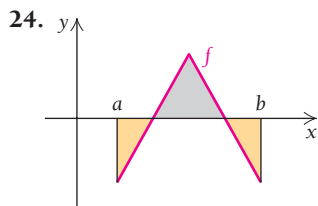
19.  $\int_a^b x^5 dx$

20.  $\int_{-1}^1 (x^3 - x^4) dx$

21.  $\int_0^1 (e^x + x) dx$

22.  $\int_1^4 \frac{2}{x} dx$

23.  $\int_{-2}^4 f(x) dx$ , where  $f(x) = \begin{cases} x + 2, & \text{for } x \leq 0, \\ 2 - \frac{1}{2}\sqrt{x}, & \text{for } x > 0 \end{cases}$

Decide whether  $\int_a^b f(x) dx$  is positive, negative, or zero. [4.3]27. Find the area of the region bounded by  $y = 3x^2$  and  $y = 9x$ . [4.4]

Evaluate using substitution. Do not use Table 1. [4.5]

28.  $\int x^3 e^{x^4} dx$

29.  $\int \frac{24t^5}{4t^6 + 3} dt$

30.  $\int \frac{\ln(4x)}{2x} dx$

31.  $\int 2e^{-3x} dx$

Evaluate using integration by parts. Do not use Table 1. [4.6]

32.  $\int 3xe^{3x} dx$

33.  $\int \ln \sqrt[3]{x^2} dx$

34.  $\int 3x^2 \ln x dx$

35.  $\int x^4 e^{3x} dx$

Evaluate using Table 1. [4.7]

36.  $\int \frac{1}{49 - x^2} dx$

37.  $\int x^2 e^{5x} dx$

38.  $\int \frac{x}{7x + 1} dx$

39.  $\int \frac{dx}{\sqrt{x^2 - 36}}$

40.  $\int x^6 \ln x dx$

41.  $\int xe^{8x} dx$

42. **Business: total cost.** Refer to Exercise 11. Calculate the total cost of producing 200 car stereos. [4.4]43. Find the average value of  $y = xe^{-x}$  over  $[0, 2]$ . [4.4]44. A particle starts out from the origin. Its velocity in mph after  $t$  hours is given by  $v(t) = 3t^2 + 2t$ . Find the distance that the particle travels during the first 4 hr (from  $t = 0$  to  $t = 4$ ). [4.3]45. **Business: total revenue.** A company estimates that its revenue will grow continuously at a rate given by the function  $S'(t) = 3e^{3t}$ , where  $S'(t)$  is the rate at which revenue is increasing on the  $t$ th day. Find the accumulated revenue for the first 4 days. [4.3]

Integrate using any method. [4.3–4.6]

46.  $\int x^3 e^{0.1x} dx$

47.  $\int \frac{12t^2}{4t^3 + 7} dt$

48.  $\int \frac{x dx}{\sqrt{4 + 5x}}$

49.  $\int 5x^4 e^{x^5} dx$

50.  $\int \frac{dx}{x + 9}$  (assume  $x > -9$ )

51.  $\int t^7 (t^8 + 3)^{11} dt$

52.  $\int \ln(7x) dx$

53.  $\int x \ln(8x) dx$

**SYNTHESIS**

Evaluate. [4.5–4.7]

54.  $\int \frac{t^4 \ln(t^5 + 3)}{t^5 + 3} dt$

55.  $\int \frac{dx}{e^x + 2}$

56.  $\int \frac{\ln \sqrt{x}}{x} dx$

57.  $\int x^{91} \ln x dx$

58.  $\int \ln \left( \frac{x-3}{x-4} \right) dx$

59.  $\int \frac{dx}{x(\ln x)^4}$

60.  $\int x \sqrt[3]{x+3} dx$

61.  $\int \frac{x^2}{2x+1} dx$

**TECHNOLOGY CONNECTION**

62. Use a graphing calculator to approximate the area between the following curves:

$$y = 2x^2 - 2x, \quad y = 12x^2 - 12x^3. \quad [4.4]$$

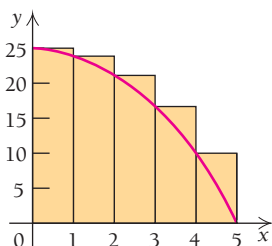


# CHAPTER 4 TEST

1. Approximate

$$\int_0^5 (25 - x^2) dx$$

by computing the area of each rectangle and adding.



Evaluate.

2.  $\int \sqrt{3x} dx$

3.  $\int 1000x^5 dx$

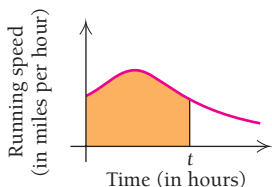
4.  $\int \left( e^x + \frac{1}{x} + x^{3/8} \right) dx$  (assume  $x > 0$ )

Find the area under the curve over the indicated interval.

5.  $y = x - x^2$ ;  $[0, 1]$

6.  $y = \frac{4}{x}$ ;  $[1, 3]$

7. Give an interpretation of the shaded area.



Evaluate.

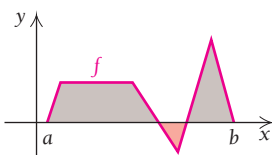
8.  $\int_{-1}^2 (2x + 3x^2) dx$

9.  $\int_0^1 e^{-2x} dx$

10.  $\int_e^{e^2} \frac{dx}{x}$

11.  $\int_0^5 g(x) dx$ , where  $g(x) = \begin{cases} x^2, & \text{for } x \leq 2, \\ 6 - x, & \text{for } x > 2 \end{cases}$

12. Decide whether  $\int_a^b f(x) dx$  is positive, negative, or zero.



Evaluate using substitution. Assume  $u > 0$  when  $\ln u$  appears. Do not use Table 1.

13.  $\int \frac{dx}{x + 12}$

14.  $\int e^{-0.5x} dx$

15.  $\int t^3(t^4 + 3)^9 dt$

Evaluate using integration by parts. Do not use Table 1.

16.  $\int xe^{5x} dx$

17.  $\int x^3 \ln x^4 dx$

Evaluate using Table 1.

18.  $\int 2^x dx$

19.  $\int \frac{dx}{x(7-x)}$

20. Find the average value of  $y = 4t^3 + 2t$  over  $[-1, 2]$ .

21. Find the area of the region in the first quadrant bounded by  $y = x$  and  $y = x^5$ .

22. **Business: cost from marginal cost.** An air conditioning company determines that the marginal cost, in dollars, for the  $x$ th air conditioner is given by

$$C'(x) = -0.2x + 500, \quad C(0) = 0.$$

Find the total cost of producing 100 air conditioners.

23. **Social science: learning curve.** A translator's speed over 4-min interval is given by

$$W(t) = -6t^2 + 12t + 90, \quad t \text{ in } [0, 4],$$

where  $W(t)$  is the speed, in words per minute, at time  $t$ .

How many words are translated during the second minute (from  $t = 1$  to  $t = 2$ )?

24. A robot leaving a spacecraft has velocity given by  $v(t) = -0.4t^2 + 2t$ , where  $v(t)$  is in kilometers per hour and  $t$  is the number of hours since the robot left the spacecraft. Find the total distance traveled during the first 3 hr.



Integrate using any method. Assume  $u > 0$  when  $\ln u$  appears.

25.  $\int \frac{6}{5 + 7x} dx$

26.  $\int x^5 e^x dx$

27.  $\int x^5 e^{x^6} dx$   
 29.  $\int \frac{dx}{64 - x^2}$   
 31.  $\int x \ln(13x) dx$

28.  $\int \sqrt{x} \ln x dx$   
 30.  $\int x^4 e^{-0.1x} dx$

34.  $\int \ln\left(\frac{x+3}{x+5}\right) dx$   
 36.  $\int \frac{x}{\sqrt{3x-2}} dx$

35.  $\int \frac{8x^3 + 10}{\sqrt[3]{5x-4}} dx$   
 37.  $\int \frac{(x+4)^2}{x^2} dx$

38. Evaluate  $\int 5^x dx$  without using Table 1.  
 (Hint:  $5 = e^{\ln 5}$ .)

**SYNTHESIS**

Evaluate using any method.

32.  $\int x^3 \sqrt{x^2 + 4} dx$   
 33.  $\int \frac{[(\ln x)^3 - 4(\ln x)^2 + 5]}{x} dx$

**TECHNOLOGY CONNECTION**



39. Use a calculator to approximate the area between the following curves:  
 $y = 3x - x^2$ ,  $y = 2x^3 - x^2 - 5x$ .

# Extended Technology Application



## Business: Distribution of Wealth

### Lorenz Functions and the Gini Coefficient

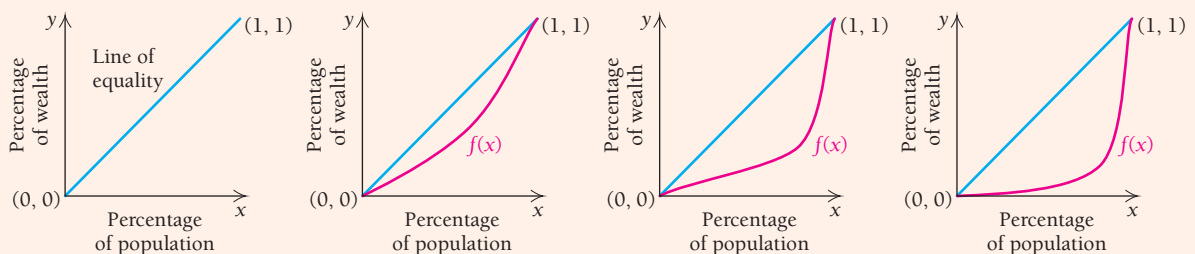
The distribution of wealth within a population is of great interest to many economists and sociologists. Let  $y = f(x)$  represent the percentage of wealth owned by  $x$  percent of the population, with  $x$  and  $y$  expressed as decimals between 0 and 1. The assumptions are that 0% of the population owns 0% of the wealth and that 100% of the population owns 100% of the wealth. With these requirements in place, the *Lorenz function* is defined to be any continuous, increasing and concave upward function connecting the points  $(0, 0)$  and  $(1, 1)$ , which represent the two extremes. The function is named for economist Max Otto Lorenz (1880–1962), who developed these concepts as a graduate student in 1905–1906.

If the collective wealth of a society is equitably distributed among its population, we would observe that

“ $x\%$  of the population owns  $x\%$  of the wealth,” and this is modeled by the function  $f(x) = x$ , where  $0 \leq x \leq 1$ . This is an example of a Lorenz function that is often called the *line of equality*.

In many societies, the distribution of wealth is not equitable. For example, the Lorenz function  $f(x) = x^3$  would represent a society in which a large percentage of the population owns a small percentage of the wealth. For example, in this society, we observe that  $f(0.7) = 0.7^3 = 0.343$ , meaning that 70% of the population owns just 34.3% of the wealth, with the implication that the other 30% owns the remaining 65.7% of the wealth.

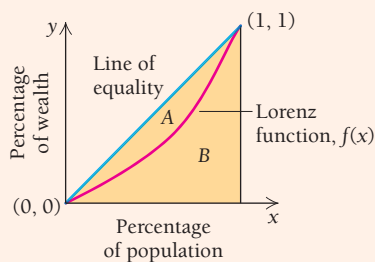
In the graphs below, we see the line of equality in the left-most graph, and increasingly inequitable distributions as we move to the right.



Most equitable distribution  $\longleftarrow$   $\longrightarrow$  Less equitable distribution

Note that the area between the line of equality and the graph of the Lorenz function  $f(x)$  is small if the distribution of wealth is close to equitable and is large when the distribution is very inequitable. The *Gini coefficient* (named for the Italian statistician and demographer Corrado Gini, 1884–1965) is a measure of the difference between the actual distribution of wealth in a society and the ideal distribution represented by the line of equality. It is the ratio of the area between the line of equality and the graph of the Lorenz function to the area below the line of equality and above the  $x$ -axis. In the figure that follows, the Gini coefficient is represented by the formula

$$\text{Gini coefficient} = \frac{A}{A + B}.$$



The area  $A$  is found by calculating the area between two curves,  $\int_0^1 (x - f(x)) dx$ , where  $x$  is the line of equality and  $f(x)$  is the Lorenz function for a particular society. We observe that  $A + B$  is a triangle with area  $\frac{1}{2}(1)(1) = \frac{1}{2}$ . Thus, the Gini coefficient can be written as an integral:

$$\begin{aligned} \text{Gini coefficient} &= \frac{A}{A + B} = \frac{\int_0^1 (x - f(x)) dx}{\left(\frac{1}{2}\right)} \\ &= 2 \int_0^1 (x - f(x)) dx. \end{aligned}$$

For the most equitable distribution of wealth, the Gini coefficient would be 0, since there would be no difference (area) between the graph of the Lorenz function and the line of equality; for the most inequitable distribution of wealth, the Gini coefficient would be 1. Often, the Gini coefficient is multiplied by 100 to give the *Gini index*: a Gini coefficient of 0.34 gives a Gini index of 34.

## EXERCISES

- Suppose the Lorenz function for a country is given by  $f(x) = x^2$ ,  $0 \leq x \leq 1$ .
  - What percentage of the wealth is owned by 60% of the population?
  - Calculate the Gini index (the value will be between 0 and 100).
- Suppose the Lorenz function for a country is given by  $f(x) = x^{3.5}$ ,  $0 \leq x \leq 1$ .
  - What percentage of the wealth is owned by 60% of the population?
  - Calculate the Gini index.

### Regression for Determining Lorenz Functions

If data exist on the distribution of wealth in a society, a Lorenz function can be determined using regression.

## EXERCISES

- The data in the table show the amount of wealth distributed within a population.

$x$	0.1	0.2	0.3	0.4	0.5	0.6	0.7	0.8	0.9
$y$	0.0178	0.06	0.122	0.201	0.297	0.409	0.536	0.677	0.833



Use regression to determine a power function that best fits these data. (*Note:* Entering the point  $(0, 0)$  may cause an error message to appear. However, the point  $(1, 1)$  should be entered along with the rest of the data.)

- Express the Lorenz function in the form  $f(x) = x^n$ . The coefficient should be 1, so you may have to do some rounding.
- Determine the Gini coefficient and the Gini index.
- What percentage of the wealth is owned by the lowest 74% of this population?

4. A fast-food chain has many hundreds of franchises nationwide. Ideally, each franchise would generate equal amounts of revenue for the chain, but in reality, some perform better than others. An internal audit reveals the following results: the lowest 30% of the franchises account for just 6% of the total revenue, the lowest 50% account for 20% of the total revenue, and the lowest 70% account for 43.5% of the total revenue. (Assume that 100% of the franchises account for 100% of the total revenue.)



- Use regression to determine a power function that models these data, and write the Lorenz function in the form  $f(x) = x^n$ . The coefficient should be 1, so you may have to do some rounding.
- Determine the Gini coefficient and the Gini index.
- What percentage of total revenue is generated by the lowest 45% of the franchises?
- What percentage of total revenue is generated by the top 10% of the franchises?

#### Gini Coefficient as a Function of $n$


Functions of the form  $f(x) = x^n$ ,  $0 \leq x \leq 1$ , where  $n \geq 1$ , meet the criteria for Lorenz functions. We can develop a function  $G(n)$  that will allow us to calculate the Gini coefficient directly, given a value of  $n$ .

$$\begin{aligned} G(n) &= 2 \int_0^1 (x - x^n) dx \\ &= \left[ 2 \left( \frac{1}{2} x^2 - \frac{1}{n+1} x^{n+1} \right) \right]_0^1 \\ &= 2 \left( \frac{1}{2} - \frac{1}{n+1} \right) \\ &= 1 - \frac{2}{n+1} \\ &= \frac{n-1}{n+1}. \end{aligned}$$

## EXERCISES

- Verify your results for Exercises 3 and 4 using the function  $G(n) = \frac{n-1}{n+1}$ .
- The United States had a Gini index of 45.0 in 2007. (Source: Department of Labor Statistics.) Express this as a decimal:  $G = 0.45$ .
  - Solve for  $n$ , and write the Lorenz function in the form  $f(x) = x^n$ .
  - According to this model, what percentage of the wealth was owned by the least wealthy 55% of U.S. citizens in 2007?
- Canada's Gini index is usually 30.0.
  - Determine the Lorenz function.
  - What percentage of wealth is owned by the least wealthy 55% of the citizens in Canada?

Sometimes, raw data may not fit “neatly” into the  $f(x) = x^n$  form, especially in cases where the distribution very heavily favors a small percentage of the population that holds most of the wealth. In these cases, an exponential function of the form  $f(x) = a \cdot b^x$ ,  $0 \leq x \leq 1$  may work better, as long as the value of  $a$  is extremely small.



8. In 2004, the distribution of net worth within the United States was as given in the following table:

PERCENTAGE OF POPULATION	0.4	0.6	0.8	0.9	0.95	0.99	1
PERCENTAGE OF WEALTH	0.002	0.04	0.153	0.287	0.41	0.656	1

(Source: Prof. E. N. Wolff, Levy Institute of Economics at Bard College, 2007.)

- According to the table, what percentage of net worth was held by the top 1%? (Hint: What percentage did the other 99% hold?)
- Use regression to fit an exponential function  $g(x) = a \cdot b^x$  to these data.
- Determine the area between the line of equality and the graph of  $g(x)$  over the interval  $[0, 1]$ . (Hint: Integrate  $a \cdot b^x$  using formula 11 from Table 1 in Section 4.7.)
- Determine the Gini coefficient and the Gini index. (Note: E. N. Wolff calculated the Gini coefficient as 0.829.)
- What percentage of the net worth was held by the lowest 50% of the population?
- What percentage of the net worth was held by the top 15% of the population?



# Applications of Integration

## 5

### Chapter Snapshot

#### What You'll Learn

- 5.1** An Economics Application: Consumer Surplus and Producer Surplus
- 5.2** Applications of Integrating Growth and Decay Models
- 5.3** Improper Integrals
- 5.4** Probability
- 5.5** Probability: Expected Value; The Normal Distribution
- 5.6** Volume
- 5.7** Differential Equations

#### Why It's Important

In this chapter, we explore a wide variety of applications of integration to business and economics (consumer and producer surplus), environmental science (exponential growth and decay), and probability and statistics (expected value). We also see how to use integration to find volumes of solids and to solve differential equations.

#### Where It's Used

##### BUNGEE JUMPING

Regina loves to go bungee jumping. The table shows the number of half-hours that Regina is willing to go bungee jumping at various prices. If Regina goes bungee jumping for 6 half-hours per month, what is her consumer surplus? At a price of \$11.50 per half-hour, what is Regina's consumer surplus?

This problem appears as Exercise 21 in Exercise Set 5.1.

##### REGINA'S DEMAND DATA

TIME SPENT (in half-hours per month)	PRICE (per half-hour)
8	\$ 2.50
7	5.00
6	7.50
5	10.00
4	12.50
3	15.00
2	17.50
1	20.00



## 5.1

## OBJECTIVE

- Given demand and supply functions, find the consumer surplus and the producer surplus at the equilibrium point.

## TECHNOLOGY CONNECTION

## EXERCISE

- Graph the demand and supply functions

$$D(x) = (x - 5)^2 \text{ and}$$

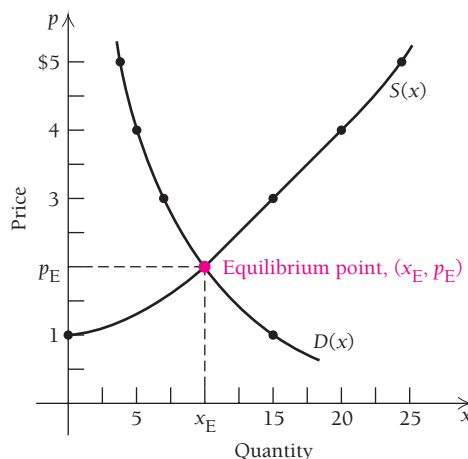
$$S(x) = x^2 + x + 3$$

using the viewing window  $[0, 5, 0, 30]$ , with  $Y_{\text{sc1}} = 5$ . Find the equilibrium point using the INTERSECT feature.

## An Economics Application: Consumer Surplus and Producer Surplus

It has been convenient to think of demand and supply as quantities that are functions of price. For purposes of this section, we will find it convenient to think of them as prices that are functions of quantity:  $p = D(x)$  and  $p = S(x)$ . Indeed, such an interpretation is common in economics. We can use integration to calculate quantities of interest to economists, such as *consumer surplus* and *producer surplus*.

The consumer's **demand curve** is the graph of  $p = D(x)$ , which shows the price per unit that the consumer is willing to pay for  $x$  units of a product. It is usually a decreasing function since the consumer expects to pay less per unit for large quantities of the product. The producer's **supply curve** is the graph of  $p = S(x)$ , which shows the price per unit the producer is willing to accept for selling  $x$  units. It is usually an increasing function since a higher price per unit is an incentive for the producer to make more units available for sale. The equilibrium point  $(x_E, p_E)$  is the intersection of these two curves.



*Utility* is a function often considered in economics. When a consumer receives  $x$  units of a product, a certain amount of pleasure, or utility,  $U$ , is derived from them (see Exercise 27 in Exercise Set 1.3). For example, the number of movies that you see in a month gives you a certain utility. If you see four movies (unless they are not entertaining), you get more utility than if you see no movies. The same notion applies to having a meal in a restaurant or paying your heating bill to warm your home.

To help to explain the concepts of consumer surplus and producer surplus, we will consider the utility of seeing movies over a fixed amount of time, say, 1 month. We are also going to make the assumption that the movies seen are of about the same quality.

Samantha is a college student who likes movies. At a price of \$10 per ticket, she will see no movies. At a price of \$8.75 per ticket, she will see one movie per month, and at a price of \$7.50 per ticket, she will see two movies per month. As the price per ticket decreases, Samantha tends to see more movies. As long as the number of movies ( $x$ ) is small, Samantha's demand function for movies can be modeled by  $p = 10 - 1.25x$ . We want to examine the utility she receives from going to the movies.

At a ticket price of \$8.75, Samantha sees one movie. Her total expenditure is  $(1)\$8.75 = \$8.75$ , as shown by the blue region in Fig. 1. However, the area under Samantha's demand curve over the interval  $[0, 1]$  is \$9.38 (rounded). This is what going to one movie per month is worth to Samantha—that is, what she is willing to pay. Since she spent \$8.75, the difference in area, represented by the orange triangle,  $\$9.38 - \$8.75 = \$0.63$ , can be interpreted as the pleasure Samantha gets, but does not have to pay for, from the one movie. Economists define this amount as the *consumer surplus*. It is the extra utility that consumers enjoy when prices decrease as more units are purchased.

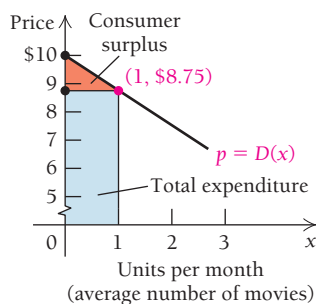


FIGURE 1

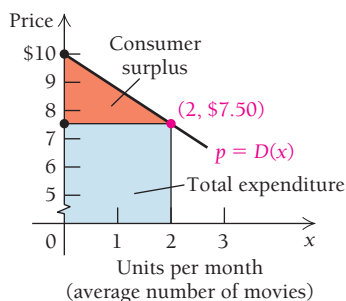
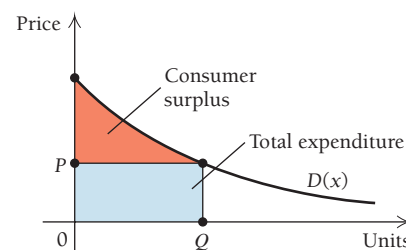


FIGURE 2

Suppose Samantha goes to two movies per month at \$7.50 per ticket. Her total expenditure is  $(2)\$7.50 = \$15.00$ , which is represented by the blue region in Fig. 2. The area under Samantha's demand curve over the interval  $[0, 2]$  is \$17.50. Therefore, Samantha's consumer surplus is \$2.50, which measures the pleasure Samantha received, but did not have to pay for, from the two movies.

Suppose that the graph of a demand function is a curve, as shown at the right.



If Samantha goes to  $Q$  movies when the price is  $P$ , then her total expenditure is  $QP$ . The total area under the curve is the total utility, or the total enjoyment received, and is

$$\int_0^Q D(x) \, dx.$$

The *consumer surplus* is the total area under the curve minus the total expenditure. This surplus is the total utility minus the total cost and is given by

$$\int_0^Q D(x) \, dx - QP.$$

### DEFINITION

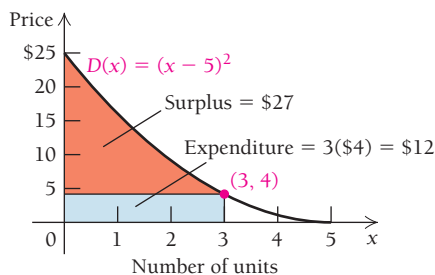
Suppose that  $p = D(x)$  describes the demand function for a commodity. Then the **consumer surplus** is defined for the point  $(Q, P)$  as

$$\int_0^Q D(x) \, dx - QP.$$

**EXAMPLE 1** Find the consumer surplus for the demand function given by  $D(x) = (x - 5)^2$  when  $x = 3$ .

**Solution** When  $x = 3$ , we have  $D(3) = (3 - 5)^2 = (-2)^2 = 4$ . Then

$$\begin{aligned} \text{Consumer surplus} &= \int_0^3 (x - 5)^2 \, dx - 3 \cdot 4 \\ &= \int_0^3 (x^2 - 10x + 25) \, dx - 12 \\ &= \left[ \frac{x^3}{3} - 5x^2 + 25x \right]_0^3 - 12 \\ &= \left[ \left( \frac{3^3}{3} - 5(3)^2 + 25(3) \right) - \left( \frac{0^3}{3} - 5(0)^2 + 25(0) \right) \right] - 12 \\ &= (9 - 45 + 75) - 0 - 12 \\ &= \$27. \end{aligned}$$



### Quick Check 1

Find the consumer surplus for the demand function given by  $D(x) = x^2 - 6x + 16$  when  $x = 1$ .

### Quick Check 1



TECHNOLOGY CONNECTION 

## Exploratory

Graph  $D(x) = (x - 5)^2$ , the demand function in Example 1, using the viewing window  $[0, 5, 0, 30]$ , with  $Y_{\text{scl}} = 5$ . To find the consumer surplus at  $x = 3$ , we first find  $D(3)$ . Then we graph  $y = D(3)$ . What is the point of intersection of  $y = D(x)$  and  $y = D(3)$ ?

From the intersection, use DRAW to create a vertical line down to the  $x$ -axis. What does the area of the resulting rectangle represent? What does the area above the horizontal line and below the curve represent?

Let's now look at a supply curve for a movie theater, as shown in Figs. 3 and 4. Suppose the movie theater will not sell tickets to a movie for any price at or below \$4 (because this would not be enough to cover operating costs and return a profit), but will sell one ticket for one movie at \$5.75 or two tickets for two movies at \$7.50 each. For small numbers of movies ( $x$ ), the theater's supply curve is modeled by  $p = 4 + 1.75x$ . The price \$5.75 is within what Samantha is willing to pay for one movie, and the theater will take in a revenue of  $(1)\$5.75 = \$5.75$  for selling Samantha one ticket for one movie. The area of the yellow region in Fig. 3 represents the total person cost to the theater for showing one movie, which is \$4.88 (rounded). Since the theater takes in \$5.75 for selling one ticket, the difference,  $\$5.75 - \$4.88 = \$0.87$ , represents the surplus over cost and is a contribution toward profit for the theater. Economists call this the *producer surplus*. It is the benefit a producer receives when supplying more units at a higher price than the price at which the producer expects to sell units. It is the extra revenue the producer receives as a result of not being forced to sell fewer units at a lower price.

At a price of \$7.50, the theater will show Samantha 2 movies and collect total receipts of  $2(\$7.50)$ , or \$15. The area of the yellow region in Fig. 4 represents the total cost to the theater of showing Samantha 2 movies, which is \$11.50. The area of the green triangle is  $\$15.00 - \$11.50 = \$3.50$  and is the producer's surplus. It is a contribution to the theater's profit.

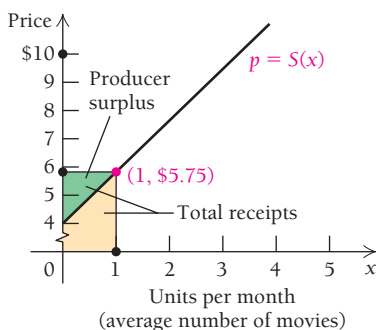


FIGURE 3

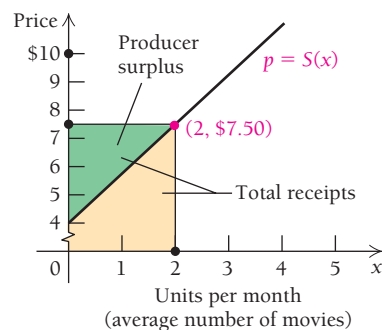
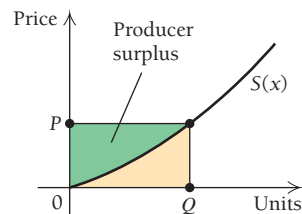


FIGURE 4

Suppose that the graph of the supply function is a curve, as shown at the right. If the theater shows Samantha  $Q$  movies when the price is  $P$ , the total receipts are  $QP$ . The *producer surplus* is the total receipts minus the area under the curve and is given by

$$QP - \int_0^Q S(x) dx.$$



## DEFINITION

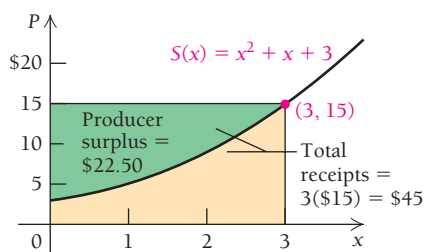
Suppose that  $p = S(x)$  is the supply function for a commodity. Then the **producer surplus** is defined for the point  $(Q, P)$  as

$$QP - \int_0^Q S(x) dx.$$

**EXAMPLE 2** Find the producer surplus for  $S(x) = x^2 + x + 3$  when  $x = 3$ .

**Solution** When  $x = 3$ ,  $S(3) = 3^2 + 3 + 3 = 15$ . Then

$$\begin{aligned} \text{Producer surplus} &= 3 \cdot 15 - \int_0^3 (x^2 + x + 3) dx \\ &= 45 - \left[ \frac{x^3}{3} + \frac{x^2}{2} + 3x \right]_0^3 \\ &= 45 - \left[ \left( \frac{3^3}{3} + \frac{3^2}{2} + 3(3) \right) - \left( \frac{0^3}{3} + \frac{0^2}{2} + 3(0) \right) \right] \\ &= 45 - \left( 9 + \frac{9}{2} + 9 - 0 \right) \\ &= \$22.50. \end{aligned}$$



**Quick Check 2**

Find the producer surplus for  $S(x) = \frac{1}{3}x^2 + \frac{4}{3}x + 4$  when  $x = 1$ .

**Quick Check 2**

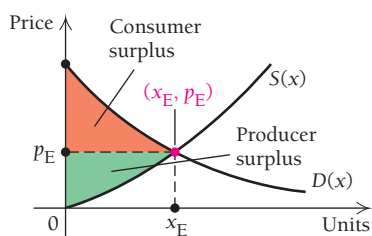


FIGURE 5

The **equilibrium point**  $(x_E, p_E)$  in Fig. 5 is the point at which the supply and demand curves intersect. It is the point at which sellers and buyers come together and purchases and sales actually occur.

Let's reconsider the example involving Samantha and the movie theater. When the theater charged \$5.75 for one ticket, Samantha saw one movie. Since seeing the movie was worth \$9.38 to Samantha, she derived  $\$9.38 - \$5.75 = \$3.63$  in utility. To Samantha, this was a very good deal, since she paid much less than she was willing to pay. However, the theater lost potential revenue by “undercharging” Samantha.

We see in Fig. 6 that at a price of \$7.50 per ticket, Samantha's demand curve and the theater's supply curve intersect. This point is advantageous for both Samantha and the theater, since Samantha is *willing* to see two movies at a price of \$7.50 per ticket, while the theater can increase its surplus by selling the two tickets to Samantha. In other words, if the price per ticket is set too low, the theater will certainly sell tickets but will lose revenue it could be receiving if the price were set slightly higher, since Samantha (and the general population) are *willing* to pay more according to the demand curve. On the other extreme, if the theater sets the price too high, it simply will not sell enough tickets to make a profit. The \$7.50 ticket price is the best “middle ground” for producer (the theater) and consumer (Samantha) alike.

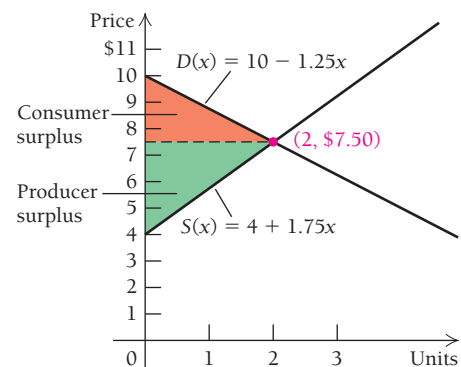


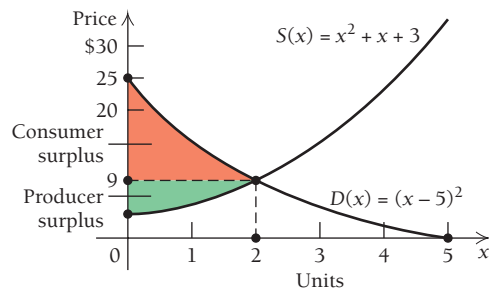
FIGURE 6

**EXAMPLE 3** Given

$$D(x) = (x - 5)^2 \quad \text{and} \quad S(x) = x^2 + x + 3,$$

find each of the following.

- The equilibrium point
- The consumer surplus at the equilibrium point
- The producer surplus at the equilibrium point



**Solution**

- a) To find the equilibrium point, we set  $D(x) = S(x)$  and solve:

$$\begin{aligned} (x - 5)^2 &= x^2 + x + 3 \\ x^2 - 10x + 25 &= x^2 + x + 3 \\ -10x + 25 &= x + 3 \\ 22 &= 11x \\ 2 &= x. \end{aligned}$$

Thus,  $x_E = 2$ . To find  $p_E$ , we substitute  $x_E$  into either  $D(x)$  or  $S(x)$ . If we choose  $D(x)$ , we have

$$\begin{aligned} p_E &= D(x_E) = D(2) \\ &= (2 - 5)^2 \\ &= (-3)^2 \\ &= \$9. \end{aligned}$$

Thus, the equilibrium point is  $(2, \$9)$ .

- b) The consumer surplus at the equilibrium point is

$$\begin{aligned} &\int_0^{x_E} D(x) \, dx - x_E p_E, \\ \text{or } &\int_0^2 (x - 5)^2 \, dx - 2 \cdot 9 = \left[ \frac{(x - 5)^3}{3} \right]_0^2 - 18 \\ &= \left[ \frac{(2 - 5)^3}{3} - \frac{(0 - 5)^3}{3} \right] - 18 \\ &= \frac{(-3)^3}{3} - \frac{(-5)^3}{3} - 18 = -\frac{27}{3} + \frac{125}{3} - \frac{54}{3} \\ &= \frac{44}{3} \approx \$14.67. \end{aligned}$$

- c) The producer surplus at the equilibrium point is

$$x_E p_E - \int_0^{x_E} S(x) \, dx,$$

**Quick Check 3**

Given  $D(x) = x^2 - 6x + 16$  and  $S(x) = \frac{1}{3}x^2 + \frac{4}{3}x + 4$ , find each of the following. Assume  $x \leq 5$ .

- a) The equilibrium point
- b) The consumer surplus at the equilibrium point
- c) The producer surplus at the equilibrium point

or

$$\begin{aligned}
 2 \cdot 9 - \int_0^2 (x^2 + x + 3) dx &= 2 \cdot 9 - \left[ \frac{x^3}{3} + \frac{x^2}{2} + 3x \right]_0^2 \\
 &= 18 - \left[ \left( \frac{2^3}{3} + \frac{2^2}{2} + 3 \cdot 2 \right) - \left( \frac{0^3}{3} + \frac{0^2}{2} + 3 \cdot 0 \right) \right] \\
 &= 18 - \left( \frac{8}{3} + 2 + 6 \right) \\
 &= \frac{22}{3} \approx \$7.33.
 \end{aligned}$$

**Quick Check 3**

## Section Summary

- A *demand curve* is the graph of a function  $p = D(x)$ , which represents the unit price  $p$  a consumer is willing to pay for  $x$  items. It is usually a decreasing function.
- A *supply curve* is the graph of a function  $p = S(x)$ , which represents the unit price  $p$  a producer is willing to accept for  $x$  items. It is usually an increasing function.
- *Consumer surplus* at a point  $(Q, P)$  is defined as

$$\int_0^Q D(x) dx - QP.$$

- *Producer surplus* at a point  $(Q, P)$  is defined as

$$QP - \int_0^Q S(x) dx.$$

- The *equilibrium point*  $(x_E, p_E)$  is the point at which the supply and demand curves intersect. The consumer surplus at the equilibrium point is

$$\int_0^{x_E} D(x) dx - x_E p_E.$$

The producer surplus at the equilibrium point is

$$x_E p_E - \int_0^{x_E} S(x) dx.$$

### EXERCISE SET

## 5.1

In each of Exercises 1–14,  $D(x)$  is the price, in dollars per unit, that consumers are willing to pay for  $x$  units of an item, and  $S(x)$  is the price, in dollars per unit, that producers are willing to accept for  $x$  units. Find (a) the equilibrium point, (b) the consumer surplus at the equilibrium point, and (c) the producer surplus at the equilibrium point.

1.  $D(x) = -\frac{5}{6}x + 9$ ,  $S(x) = \frac{1}{2}x + 1$
2.  $D(x) = -3x + 7$ ,  $S(x) = 2x + 2$
3.  $D(x) = (x - 4)^2$ ,  $S(x) = x^2 + 2x + 6$
4.  $D(x) = (x - 3)^2$ ,  $S(x) = x^2 + 2x + 1$
5.  $D(x) = (x - 6)^2$ ,  $S(x) = x^2$
6.  $D(x) = (x - 8)^2$ ,  $S(x) = x^2$
7.  $D(x) = 1000 - 10x$ ,  $S(x) = 250 + 5x$
8.  $D(x) = 8800 - 30x$ ,  $S(x) = 7000 + 15x$
9.  $D(x) = 5 - x$ , for  $0 \leq x \leq 5$ ;  $S(x) = \sqrt{x + 7}$
10.  $D(x) = 7 - x$ , for  $0 \leq x \leq 7$ ;  $S(x) = 2\sqrt{x + 1}$

11.  $D(x) = \frac{100}{\sqrt{x}}$ ,  $S(x) = \sqrt{x}$

12.  $D(x) = \frac{1800}{\sqrt{x + 1}}$ ,  $S(x) = 2\sqrt{x + 1}$

13.  $D(x) = (x - 4)^2$ ,  $S(x) = x^2 + 2x + 8$



14.  $D(x) = 13 - x$ , for  $0 \leq x \leq 13$ ;  $S(x) = \sqrt{x + 17}$

### SYNTHESIS

For Exercises 15 and 16, follow the directions given for Exercises 1–14.

15.  $D(x) = e^{-x+4.5}$ ,  $S(x) = e^{x-5.5}$

16.  $D(x) = \sqrt{56 - x}$ ,  $S(x) = x$

-  17. Explain why both consumers and producers feel good when consumer and producer surpluses exist.
-  18. Do some research on consumer and producer surpluses in an economics book. Write a brief description.

## TECHNOLOGY CONNECTION




For Exercises 19 and 20, graph each pair of demand and supply functions. Then:

- Find the equilibrium point using the INTERSECT feature or another feature that will allow you to find this point of intersection.
- Graph  $y = D(x_E)$  and determine the regions of both consumer and producer surpluses.
- Find the consumer surplus.
- Find the producer surplus.

19.  $D(x) = \frac{x + 8}{x + 1}$ ,  $S(x) = \frac{x^2 + 4}{20}$

20.  $D(x) = 15 - \frac{1}{3}x$ ,  $S(x) = 2\sqrt[3]{x}$

21. **Bungee jumping.** Regina loves to go bungee jumping. The table shows the number of half-hours that Regina is willing to go bungee jumping at various prices.



Time Spent (in half-hours per month)	Price (per half-hour)
8	\$ 2.50
7	5.00
6	7.50
5	10.00
4	12.50
3	15.00
2	17.50
1	20.00

- Make a scatterplot of the data, and determine the type of function that you think fits best.
- Fit that function to the data using REGRESSION.
- If Regina goes bungee jumping for 6 half-hours per month, what is her consumer surplus?
- At a price of \$11.50 per half-hour, what is Regina's consumer surplus?

## Answers to Quick Checks

1. \$2.33   2. \$0.89   3. (a) (2, 8); (b) \$6.67; (c) \$4.44

## 5.2

## OBJECTIVES

- Find the future value of an investment.
- Find the accumulated future value of a continuous income stream.
- Find the present value of an amount due in the future.
- Find the accumulated present value of an income stream.
- Calculate the total consumption of a natural resource.

## Applications of Integrating Growth and Decay Models

## Business and Economics Applications

We studied the exponential growth and decay models provided by the functions  $P(t) = P_0 e^{kt}$  and  $P(t) = P_0 e^{-kt}$  in Sections 3.3 and 3.4. Here we consider applications of the integrals of these functions. To ease our later work, let's find formulas for evaluating these integrals.

For the *growth* model, the formula is

$$\begin{aligned} \int_0^T P_0 e^{kt} dt &= \left[ \frac{P_0}{k} \cdot e^{kt} \right]_0^T && \text{Using the substitution } u = e^{kt} \\ &= \frac{P_0}{k} (e^{kT} - e^{k \cdot 0}) && \text{Evaluating the integral} \\ &= \frac{P_0}{k} (e^{kT} - 1). \end{aligned}$$

Similarly, for the *decay* model, the formula is  $\int_0^T P_0 e^{-kt} dt = \frac{P_0}{k} (1 - e^{-kT})$ . Thus, we have the following integration formulas.

$$\text{Growth formula: } \int_0^T P_0 e^{kt} dt = \frac{P_0}{k} (e^{kT} - 1) \quad (1)$$

$$\text{Decay formula: } \int_0^T P_0 e^{-kt} dt = \frac{P_0}{k} (1 - e^{-kT}) \quad (2)$$

Now let's consider several applications of these formulas to business and economics.

## Future Value

Recall the basic model for the growth of an amount of money, presented in the following definition.

### DEFINITION

If  $P_0$  is invested for  $t$  years at interest rate  $k$ , compounded continuously (Section 3.3), then

$$P(t) = P_0 e^{kt}, \quad (3)$$

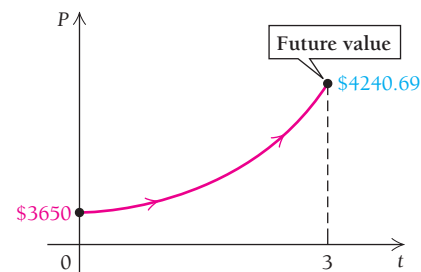
where  $P = P_0$  at  $t = 0$ . The value  $P$  is called the **future value** of  $P_0$  dollars invested at interest rate  $k$ , compounded continuously, for  $t$  years.

**EXAMPLE 1 Business: Future Value of an Investment.** Find the future value of \$3650 invested for 3 yr at an interest rate of 5%, compounded continuously.

**Solution** Using equation (3) with  $P_0 = 3650$ ,  $k = 0.05$ , and  $t = 3$ , we get

$$\begin{aligned} P(3) &= 3650e^{0.05(3)} \\ &= 3650e^{0.15} \\ &\approx 3650(1.161834) \\ &= \$4240.69. \end{aligned}$$

The future value of \$3650 after 3 yr will be about \$4240.69.



### Quick Check 1

**Business: Future Value of an Investment.** Find the future value of \$10,000 invested for 3 yr at an interest rate of 6%, compounded continuously.

### Quick Check 1

## Accumulated Future Value of a Continuous Income Stream

Let's consider a situation involving the accumulation of future values. The owner of a parking space near a convention center receives a yearly profit of \$3650 at the end of each of 4 years; this is called an *income stream*. The owner invests the \$3650 at 5% interest compounded continuously. When \$3650 is received at the end of the first year, it is invested for  $4 - 1$ , or 3 yr. The future value is \$4240.69, as we saw in Example 1. When \$3650 is received at the end of the second year, it is invested for  $4 - 2$ , or 2 yr. The future value of this investment is  $3650e^{0.05(4-2)}$ , or \$4,033.87. Note that this future value is less than \$4240.69 because the time period is shorter. When \$3650 is received at the end of the third year, it is invested for  $4 - 3$ , or 1 yr. That future value is  $3650e^{0.05(4-3)}$ , or \$3837.14, smaller than each of the previous future values. When the last \$3650 is received after the fourth year, it is reinvested for  $4 - 4$ , or 0 yr. This

amount has no time to earn interest, so its future value is \$3650. The *accumulated, or total, future value of the income stream* is the sum of the four future values:

$$\begin{array}{rcl}
 \text{After 1st yr, } t = 3: & \$3650 & \longrightarrow 3650e^{0.05(3)} \longrightarrow \$4,240.69 \\
 \text{After 2nd yr, } t = 2: & \$3650 & \longrightarrow 3650e^{0.05(2)} \longrightarrow \$4,033.87 \\
 \text{After 3rd yr, } t = 1: & \$3650 & \longrightarrow 3650e^{0.05(1)} \longrightarrow \$3,837.14 \\
 \text{After 4th yr, } t = 0: & \$3650 & \longrightarrow 3650e^{0.05(0)} \longrightarrow \$3,650.00 \\
 \text{Total future value of the income stream} & & = \$15,761.70
 \end{array}$$

Next, let's suppose that the owner of the parking space receives the profit at a rate of \$3650 per year but in 365 payments of \$10 per day. Each day, when the owner gets \$10, it is invested at 5%, compounded continuously, and due at the end of the fourth year. The *first* day's investment grows to

$$\frac{3650}{365} e^{0.05(4-1/365)} = 10e^{0.05(4-1/365)} \approx \$12.2124,$$

since it will be invested for only 1 day, or  $1/365$  yr, less than the full 4 yr. The value of the investment on the *second* day will grow to

$$\frac{3650}{365} e^{0.05(4-2/365)} = 10e^{0.05(4-2/365)} \approx \$12.2107,$$

at the end of the fourth year, and so on, for every day in the 4-yr period. Assuming that all deposits are made into the same account, the total of the future values is

$$10e^{0.05(4-1/365)} + 10e^{0.05(4-2/365)} + \dots + 10e^{0.05(2/365)} + 10e^{0.05(1/365)} + 10.$$

Reversing the order of the terms in this sum, we have

$$10 + 10e^{0.05(1/365)} + 10e^{0.05(2/365)} + \dots + 10e^{0.05(4-2/365)} + 10e^{0.05(4-1/365)}.$$

If we express 10 as  $3650 \cdot \frac{1}{365}$  and let  $\Delta t = \frac{1}{365}$ , then we have a Riemann sum, with  $t$  in years, which can be approximated by the definite integral

$$\int_0^4 3650e^{0.05t} dt. \quad (4)$$

Let's further refine how the parking space owner receives profit. First, let's review the notion of *instantaneous rate of change*. The speedometer on a car provides an instantaneous speed, or rate of change. If the speedometer reads 58 mph, this means that at that *instant* the car's speed is 58 mph, and if the car continues at this speed for 1 hr, it will travel 58 mi.

Instead of receiving an income stream at the rate of \$10 a day for 4 yr, suppose the owner could receive the money *continuously* at a rate of \$3650 *per year* for 4 yr. This means that over the course of 4 yr, \$3650 in profit will be received at a constant rate of \$3650 per year in what is called a *continuous income stream, or flow*. If at each instant the money is invested at 5%, compounded continuously, then the *accumulated future value of the continuous income stream* is approximated by the definite integral in equation (4). Let's calculate that definite integral:

$$\begin{aligned}
 \int_0^4 3650e^{0.05t} dt &= \left[ \frac{3650}{0.05} (e^{0.05(4)} - 1) \right] && \text{Growth formula (1)} \\
 &\approx \$16,162.40. && \text{Approximating using a calculator}
 \end{aligned}$$

Economists call \$16,162.40 the *accumulated future value of a continuous income stream*.

**DEFINITION** Accumulated Future Value of a Continuous Income Stream

Let  $R(t)$  be a function that represents the rate, per year, of a continuous income stream, let  $k$  be the interest rate, compounded continuously, at which the continuous income stream is invested, and let  $T$  be the number of years for which the income stream is invested.

Then the accumulated future value of the continuous income stream is given by

$$A = \int_0^T R(t)e^{kt} dt. \quad (5)$$

If  $R(t)$  is a constant function, it can be factored out of the integral, and the formula becomes, after evaluating and simplifying,

$$A = \frac{R(t)}{k} (e^{kT} - 1). \quad (6)$$

If  $R(t)$  is a nonconstant function, then equation (6) does not apply and the integral in equation (5) must be evaluated using some other technique such as integration by parts, tables, a graphing calculator, iPlot, or some other kind of software.

**Quick Check 2****Business: Insurance Settlement.**

Repeat Example 2 but assume that the insurance settlement is a continuous income stream of \$125,000 per year for 25 yr and the money is invested at 5%, compounded continuously.

**EXAMPLE 2 Business: Insurance Settlement.** A cardiac surgeon, Sarah Makahone, earns an annual income of \$450,000 per year but is involved in an automobile accident that injures her legs in such a way that she can no longer stand up to perform heart surgery. In a legal settlement with an insurance company, Sarah is granted a continuous income stream of \$225,000 per year for 20 yr, half her normal yearly income since she can practice other kinds of medicine while seated. Sarah invests the money at 3.2%, compounded continuously, in the Halmos Global Equities Fund. Find the accumulated future value of the continuous income stream.

**Solution** This is an income stream flowing at a constant rate, so we can use equation (6), with  $R(t) = \$225,000$ ,  $k = 0.032$ , and  $T = 20$ . We have

$$A = \frac{225,000}{0.032} (e^{0.032(20)} - 1) \approx \$6,303,381.18.$$

**Quick Check 2****TECHNOLOGY CONNECTION** **Exploratory**

When using a calculator to do computations like those in Example 2, enter the equation as shown in the example and do the calculation all at once. If you use some other procedure, the last digits of your answer may differ from what is obtained in the example. Check with your instructor for guidance.

**Present Value**

We saw in Example 1 that the future value of \$3650 invested for 3 yr at a continuously compounded interest rate of 5% is \$4240.69. We call \$3650 the **present value** of \$4240.69 invested for 3 yr at interest rate 5%, compounded continuously. It answers the question, “What do we have to invest now at a certain interest to attain a certain future value?” (see Section 3.4).

In general, the present value  $P_0$  of an amount  $P$  invested at interest rate  $k$  and due  $t$  years later is found by solving the growth equation for  $P_0$ :

$$P_0 e^{kt} = P$$

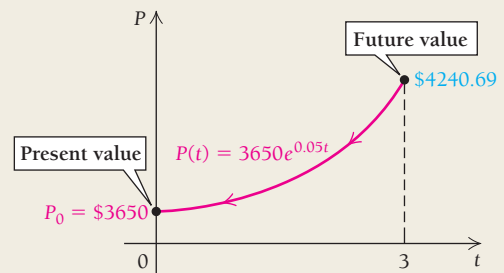
$$P_0 = \frac{P}{e^{kt}} = P e^{-kt}.$$



**DEFINITION**

The present value,  $P_0$ , of an amount  $P$  due  $t$  years later, at interest rate  $k$ , compounded continuously, is given by

$$P_0 = Pe^{-kt}.$$

**Quick Check 3****Business: Finding the Present Value of a Trust.**

Mira Bell, following the birth of a grandchild, wants to set up a trust fund that will be worth \$120,000 on the child's 18th birthday. Mira can get an interest rate of 5.6%, compounded continuously, for the time period. What amount will Mira have to deposit in the trust fund to achieve her goal?

**EXAMPLE 3 Business: Finding the Present Value of a Trust.** In 10 years, Sam Bixby is going to receive \$250,000 under the terms of a trust established by his uncle. If the money in the trust fund is invested at 4.8% interest, compounded continuously, what is the present value of Sam's legacy?

**Solution** Using the equation for present value given above, we have

$$P_0 = 250,000e^{-0.048(10)} \approx \$154,695.85.$$

**Quick Check 3**

## Accumulated Present Value of a Continuous Income Stream

To find the accumulated present value of a continuous income stream, when  $R(t)$  is constant, we can work backward from equation (6):

$$A = \frac{R(t)}{k} (e^{kT} - 1).$$

We are looking for the principal  $B$ , the amount of a one-time deposit, at the interest rate  $k$ , that will yield the same accumulated value as the income stream. We choose  $B$  such that  $Be^{kT} = A$  in equation (6). Then we solve for  $B$ :

$$\begin{aligned} Be^{kT} &= \frac{R(t)}{k} (e^{kT} - 1) \\ \frac{Be^{kT}}{e^{kT}} &= \frac{R(t)}{k} \left( \frac{e^{kT} - 1}{e^{kT}} \right) && \text{Dividing by } e^{kT} \\ B &= \frac{R(t)}{k} \left( \frac{e^{kT}}{e^{kT}} - \frac{1}{e^{kT}} \right) \\ B &= \frac{R(t)}{k} (1 - e^{-kT}). && \text{Simplifying} \end{aligned}$$

**DEFINITION** Accumulated Present Value of a Continuous Income Stream

Let  $R(t)$  be a function that represents the rate, per year, of a continuous income stream, let  $k$  be the interest rate, compounded continuously, at which the continuous income stream is invested, and let  $T$  be the number of years over which the income stream is received.

If  $R(t)$  is a constant function, then  $B$ , the **accumulated present value of the continuous income stream**, is given by

$$B = \frac{R(t)}{k} (1 - e^{-kT}). \quad (7)$$

If  $R(t)$  is a nonconstant function, the accumulated present value of the continuous income stream is given by the following integral:

$$B = \int_0^T R(t)e^{-kt} dt \quad (8)$$

Accumulated present value is a useful tool in business decision making when evaluating a purchase, an investment, or a contract. It brings alternatives and allows for comparisons.

**EXAMPLE 4 Business: Determining the Value of a Franchise.** Silver Spoon, Inc., operates frozen yogurt franchises. Chris Nelson, noting how much he enjoys the yogurt and yearning to be an entrepreneur, considers buying a franchise in his home town, Carmel, Indiana. As part of his decision to purchase, he wants to determine the accumulated present value of the income stream from the franchise over an 8-yr period. Silver Spoon tells Chris that he should expect a constant annual income stream given by

$$R_1(t) = \$275,000,$$

which Chris knows he can invest at an interest rate of 5%, compounded continuously.

However, Chris took a business calculus course like this one, and he does a linear regression on data from the annual reports of Silver Spoon, which indicates that there will be a nonconstant annual income stream of

$$R_2(t) = \$80,000t.$$

- Evaluate the accumulated future value of the income stream at rate  $R_1(t)$ . Then evaluate the accumulated present value of the income stream, and interpret the results.
- Evaluate the accumulated future value of the income stream at rate  $R_2(t)$ . Then evaluate the accumulated present value of the income stream, and interpret the results.

Round all answers to the nearest ten dollars.

**Solution**

- Chris will have a constant income stream of \$275,000 per year for 8 yr. Using equation (6), the accumulated *future* value is

$$A = \frac{R_1(t)}{k} (e^{kT} - 1) = \frac{275,000}{0.05} (e^{0.05(8)} - 1) \approx \$2,705,040.$$

This gives Chris a sense of the value of the franchise over the 8-yr period. The accumulated *present* value is found by using equation (7):

$$B = \frac{R_1(t)}{k} (1 - e^{-kT}) = \frac{275,000}{0.05} (1 - e^{-0.05(8)}) \approx \$1,813,240.$$

The first result tells us that if Chris were to buy the franchise now and invest the predicted income stream at 5%, compounded continuously, he would have \$2,705,040 in 8 yr. The second result tells us that the first amount is worth \$1,813,240 at the present.

- b) With a nonconstant income stream,  $R_2(t) = 80,000t$  per year, using equation (5), the accumulated *future* value is

$$\int_0^8 (80,000t)e^{0.05t} dt = 80,000 \int_0^8 te^{0.05t} dt.$$

To evaluate this integral, we can use any of a variety of integration methods: integration by parts, tables, a graphing calculator, or iPlot. We use Formula 6, from Table 1 in Chapter 4 (p. 454), with  $a = 0.05$  and  $x = t$ :

$$\begin{aligned} \int xe^{ax} dx &= \frac{1}{a^2} \cdot e^{ax}(ax - 1) + C = \frac{1}{0.0025} \cdot e^{0.05t}(0.05t - 1) \\ &= 400e^{0.05t}(0.05t - 1) \\ &= 20te^{0.05t} - 400e^{0.05t} + C. \end{aligned}$$

Then,

$$\begin{aligned} 80,000 \int_0^8 te^{0.05t} dt &= 80,000 \left[ (20(8)e^{0.05(8)} - 400e^{0.05(8)}) - (20(0)e^{0.05(0)} - 400e^{0.05(0)}) \right] \\ &= 80,000 \left[ (160e^{0.4} - 400e^{0.4}) - (-400) \right] \\ &= 80,000 \left[ -240e^{0.4} + 400 \right] \approx \mathbf{\$3,356,970}, \end{aligned}$$

and

$$\int_0^8 (80,000t)e^{-0.05t} dt = 80,000 \int_0^8 te^{-0.05t} dt \approx \mathbf{\$1,969,660}.$$

The first result tells us that if Chris were to buy the franchise now and invest the predicted income stream at 5%, compounded continuously, he would have \$3,356,970 in 8 yr. The second result tells us that the first amount is worth \$1,969,660 at the present.

Chris's computations yield a higher accumulated present value than that claimed by Silver Spoon, which gives him an indication that he is dealing with a reputable company.

#### Quick Check 4

**Business: Determining the Value of a Franchise.** Repeat Example 4, but with the following income streams:

$$R_1(t) = \$265,000,$$

$$R_2(t) = 75,000t,$$

and an interest rate of 8%, compounded continuously.

#### Quick Check 4

**EXAMPLE 5 Business: Creating a College Trust.** Emma and Jake Tuttle have a new grandchild, Erica. They want to create a college trust fund for her that will yield \$100,000 by her 18th birthday.

- What lump sum would they have to deposit now, in the Hilbert Prime Money Market Fund, at 6% interest, compounded continuously, to yield \$100,000?
- They discover that the required lump sum is more than they can afford at the time, so they decide to invest a constant stream of  $R(t)$  dollars per year. Find  $R(t)$  such that the accumulated future value of the continuous money stream is \$100,000, assuming that the interest rate is 6%, compounded continuously.

#### Solution

- a) The lump sum is the *present value* of \$100,000, at 6% interest, compounded continuously, for 18 yr:

$$P_0 = Pe^{-kt} = 100,000e^{-0.06(18)} \approx \mathbf{\$33,959.55}.$$

b) We want  $R(t)$  such that

$$100,000 = \frac{R(t)}{0.06} (e^{0.06(18)} - 1) \quad \text{Using equation (4)}$$

$$0.06(100,000) = R(t)(e^{1.08} - 1)$$

$$\frac{6000}{(e^{1.08} - 1)} = R(t)$$

$$R(t) \approx \$3085.34$$

A continuous money stream of \$3085.34 per year, invested at 6%, compounded continuously for 18 yr, will yield a *future value* of \$100,000.

### Quick Check 5

**Business: Creating a College Trust.** Repeat Example 5 for a yield of \$50,000 and an interest rate of 4%.

### Quick Check 5

**EXAMPLE 6 Business: Contract Buyout.** A business executive is working under a contract that pays him \$500,000 each year for 5 yr. After 2 yr, the company offers him a buyout of his contract. How much should the company offer him? Assume an annual percentage rate of 4.75%, compounded continuously.

**Solution** We can view the \$500,000 as a continuous money stream. After 2 yr, the contract's accumulated future value,  $A_2$ , is

$$A_2 = \frac{500,000}{0.0475} (e^{0.0475(2)} - 1) \approx \$1,049,040.58.$$

If the contract were allowed to run the full 5 yr, the accumulated future value,  $A_5$ , would be

$$A_5 = \frac{500,000}{0.0475} (e^{0.0475(5)} - 1) \approx \$2,821,842.07.$$

The difference is

$$A_5 - A_2 = \$2,821,842.07 - \$1,049,040.58 = \$1,772,801.49.$$

Since the company is offering a lump sum payment to buy out the contract, the executive should expect an amount that, if allowed to grow at 4.75%, compounded continuously for the remaining 3 yr, would yield \$1,772,801.49. That is, he should receive the present value of the difference, or

$$P_0 = 1,772,801.49e^{-0.0475(3)} = \$1,537,351.39.$$

### Quick Check 6

**Business: Contract Buyout.** Repeat Example 6 for a \$400,000 contract and an interest rate of 3.2%.

### Quick Check 6

## Life and Physical Sciences: Consumption of Natural Resources

Another application of the integration of models of exponential growth uses

$$P(t) = P_0 e^{kt}$$

as a model of the demand for natural resources. Suppose that  $P_0$  represents the annual amount of a natural resource (such as coal or oil) used at time  $t = 0$  and that the growth rate for the use of this resource is  $k$ . Then, assuming exponential growth in demand (which is the case for the use of many resources), the amount used annually  $t$  years in the future is  $P(t)$ , given by

$$P(t) = P_0 e^{kt}.$$

The total amount used during an interval  $[0, T]$  is then given by

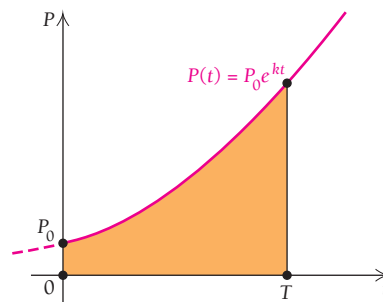
$$\int_0^T P(t) dt = \int_0^T P_0 e^{kt} dt = \left[ \frac{P_0}{k} e^{kt} \right]_0^T = \frac{P_0}{k} (e^{kT} - 1).$$

### Consumption of a Natural Resource

Suppose that  $P(t)$  is the annual consumption of a natural resource in year  $t$ . If consumption of the resource is growing exponentially at growth rate  $k$ , then the total consumption of the resource after  $T$  years is given by

$$\int_0^T P_0 e^{kt} dt = \frac{P_0}{k} (e^{kT} - 1), \quad (9)$$

where  $P_0$  is the annual consumption at time  $t = 0$ .



**EXAMPLE 7** Physical Science: Gold Mining. In 2000 ( $t = 0$ ), world gold production was 2547 metric tons, and it was growing exponentially at the rate of 0.6% per year. (Source: U.S. Geological Survey, U.S. Dept. of the Interior, 6/20/06.) If the growth continues at this rate, how many tons of gold will be produced from 2000 to 2013?

**Solution** Using equation (9), we have

$$\begin{aligned} \int_0^{13} 2547e^{0.006t} dt &= \frac{2547}{0.006} (e^{0.006(13)} - 1) \\ &= 424,500(e^{0.078} - 1) \\ &\approx 424,500(1.081122659 - 1) \\ &\approx 34,437. \end{aligned}$$

From 2000 to 2013, approximately 34,437 metric tons of gold will be produced.

#### Quick Check 7

**Life and Physical Science: Minerals from Avatar®.** The movie *Avatar* is set in the year 2154 on the moon Pandora, of the planet Polyphemus in the star system of Alpha Centauri. The conflict in the movie is centered around a precious but scarce mineral, Unobtainium.

- a) In 2010, the universe's production of Unobtainium was 6800 metric tons and it was being used at the rate of 0.8% per year. If Unobtainium continues to be used at this rate, how many tons of Unobtainium will be used between 2010 and 2024?
- b) In 2010, the universe's reserve of Unobtainium was 86,000 metric tons. Assuming that the growth rate of 0.8% per year continues and that no new reserves are discovered, when will the universe reserves of Unobtainium be depleted?

**EXAMPLE 8** Physical Science: Depletion of Gold Reserves. The world reserves of gold in 2000 were estimated to be 77,000 metric tons. (Source: U.S. Geological Survey, U.S. Dept. of the Interior, 6/20/06; data exclude China.) Assuming that the growth rate for production given in Example 7 continues and that no new reserves are discovered, when will the world reserves of gold be depleted?

**Solution** Using equation (9), we want to find  $T$  such that

$$77,000 = \frac{2547}{0.006} (e^{0.006T} - 1).$$

We solve for  $T$  as follows:

$$\begin{aligned} 77,000 &= 424,500(e^{0.006T} - 1) \\ 0.1814 &\approx e^{0.006T} - 1 && \text{Dividing both sides by 424,500} \\ 1.1814 &\approx e^{0.006T} \\ \ln 1.1814 &\approx \ln e^{0.006T} && \text{Taking the natural logarithm of each side} \\ \ln 1.1814 &\approx 0.006T && \text{Recall that } \ln e^k = k. \\ 28 &\approx T && \text{Dividing both sides by 0.006 and rounding} \end{aligned}$$

Thus, assuming that world production of gold continues to increase at 0.6% per year and no new reserves are found (and disregarding Chinese reserves, for which data are unavailable), the world reserves of gold will be depleted 28 yr from 2000, in 2028.



#### Quick Check 7

## Section Summary

- The *future value* of an investment is given by  $P = P_0 e^{kt}$ , where  $P_0$  dollars are invested for  $t$  years at interest rate  $k$ , compounded continuously.
- The *accumulated future value of a continuous income stream* is given by

$$A = \int_0^T R(t)e^{kt} dt,$$

where  $R(t)$  represents the rate of the continuous income stream,  $k$  is the interest rate, compounded continuously, at which the continuous income stream is invested, and  $T$  is the number of years for which the income stream is invested.

- If  $R(t)$  is a constant function, then

$$A = \frac{R(t)}{k} (e^{kT} - 1).$$

- The *present value* is given by  $P_0 = Pe^{-kt}$ , where the amount  $P$  is due  $t$  years later and is invested at interest rate  $k$ , compounded continuously.
- The *accumulated present value of a continuous income stream* is given by

$$B = \int_0^T R(t)e^{-kt} dt,$$

where  $R(t)$  represents the rate of the continuous income stream,  $k$  is the interest rate, compounded continuously, at which the continuous income stream is invested, and  $T$  is the number of years over which the income stream is received.

- If  $R(t)$  is a constant function, then

$$B = \frac{R(t)}{k} (1 - e^{-kT}).$$

### EXERCISE SET

## 5.2

For all the exercises in this exercise set, use a graphing calculator.

Find the future value  $P$  of each amount  $P_0$  invested for time period  $t$  at interest rate  $k$ , compounded continuously.

1.  $P_0 = \$100,000$ ,  $t = 6$  yr,  $k = 3\%$
2.  $P_0 = \$55,000$ ,  $t = 8$  yr,  $k = 4\%$
3.  $P_0 = \$140,000$ ,  $t = 9$  yr,  $k = 5.8\%$
4.  $P_0 = \$88,000$ ,  $t = 13$  yr,  $k = 4.7\%$

Find the present value  $P_0$  of each amount  $P$  due  $t$  years in the future and invested at interest rate  $k$ , compounded continuously.

5.  $P = \$100,000$ ,  $t = 6$  yr,  $k = 3\%$
6.  $P = \$100,000$ ,  $t = 8$  yr,  $k = 4\%$
7.  $P = \$1,000,000$ ,  $t = 25$  yr,  $k = 7\%$
8.  $P = \$2,000,000$ ,  $t = 20$  yr,  $k = 9\%$

Find the accumulated future value of each continuous income stream at rate  $R(t)$ , for the given time  $T$  and interest rate  $k$ , compounded continuously. Round to the nearest \$10.

9.  $R(t) = \$50,000$ ,  $T = 22$  yr,  $k = 7\%$
10.  $R(t) = \$125,000$ ,  $T = 20$  yr,  $k = 6\%$
11.  $R(t) = \$400,000$ ,  $T = 20$  yr,  $k = 8\%$
12.  $R(t) = \$50,000$ ,  $T = 22$  yr,  $k = 7\%$

Find the accumulated present value of each continuous income stream at rate  $R(t)$ , for the given time  $T$  and interest rate  $k$ , compounded continuously.


13.  $R(t) = \$250,000$ ,  $T = 18$  yr,  $k = 4\%$
14.  $R(t) = \$425,000$ ,  $T = 15$  yr,  $k = 7\%$
15.  $R(t) = \$800,000$ ,  $T = 20$  yr,  $k = 8\%$
16.  $R(t) = \$520,000$ ,  $T = 25$  yr,  $k = 6\%$
17.  $R(t) = \$5200t$ ,  $T = 18$  yr,  $k = 7\%$
18.  $R(t) = \$6400t$ ,  $T = 20$  yr,  $k = 4\%$
19.  $R(t) = \$2000t + 7$ ,  $T = 30$  yr,  $k = 8\%$
20.  $R(t) = t^2$ ,  $T = 40$  yr,  $k = 7\%$

### APPLICATIONS

#### Business and Economics

21. **Present value of a trust.** In 18 yr, Maggie Oaks is to receive \$200,000 under the terms of a trust established by her grandparents. Assuming an interest rate of 5.8%, compounded continuously, what is the present value of Maggie's legacy?
22. **Present value of a trust.** In 16 yr, Claire Beasley is to receive \$180,000 under the terms of a trust established by her aunt. Assuming an interest rate of 6.2%, compounded continuously, what is the present value of Claire's legacy?

- 23. Salary value.** At age 35, Rochelle earns her MBA and accepts a position as vice president of an asphalt company. Assume that she will retire at the age of 65, having received an annual salary of \$95,000, and that the interest rate is 6%, compounded continuously.
- What is the accumulated present value of her position?
  - What is the accumulated future value of her position?
- 24. Salary value.** At age 25, Del earns his CPA and accepts a position in an accounting firm. Del plans to retire at the age of 65, having received an annual salary of \$125,000. Assume an interest rate of 7%, compounded continuously.
- What is the accumulated present value of his position?
  - What is the accumulated future value of his position?
- 25. Future value of an inheritance.** Upon the death of his uncle, David receives an inheritance of \$50,000, which he invests for 16 yr at 7.3%, compounded continuously. What is the future value of the inheritance?
- 26. Future value of an inheritance.** Upon the death of his aunt, Burt receives an inheritance of \$80,000, which he invests for 20 yr at 8.2%, compounded continuously. What is the future value of the inheritance?
- 27. Decision making.** A group of entrepreneurs is considering the purchase of a fast-food franchise. Franchise A predicts that it will bring in a constant revenue stream of \$80,000 per year for 10 yr. Franchise B predicts that it will bring in a constant revenue stream of \$95,000 per year for 8 yr. Based on a comparison of accumulated present values, which franchise is the better buy, assuming the going interest rate is 6.1%, compounded continuously, and both franchises have the same purchase price?
- 28. Decision making.** A group of entrepreneurs is considering the purchase of a fast-food franchise. Franchise A predicts that it will bring in a constant revenue stream of \$120,000 per year for 10 yr. Franchise B predicts that it will bring in a constant revenue stream of \$112,000 per year for 8 yr. Based on a comparison of accumulated present values, which franchise is the better buy, assuming the going interest rate is 7.4%, compounded continuously, and both franchises have the same purchase price?
- 29. Decision making.** An athlete attains free agency and is looking for a new team. The Bronco Crunchers offer a salary of  $100,000t$  for 8 yr. The Doppler Radars offer a salary of  $83,000t$  for 9 yr.
- Based on the accumulated present values of the salaries, which team has the better offer, assuming the going interest rate is 6%, compounded continuously?
  - What signing bonus should the team with the lower offer give to equalize the offers?
- 30. Capital outlay.** A company determines that the rate of revenue coming in from a new machine is
- $$R_1(t) = 8000 - 100t,$$
- in dollars per year, for 8 yr, after which the machine will have to be replaced. The company also determines that a different brand of the machine will yield revenue at a rate of
- $$R_2(t) = 7600 - 85t.$$
- Find the accumulated present value of the income stream from each machine at an interest rate of 16%, compounded continuously.
  - Find the difference in the accumulated present values.
- 31. Trust fund.** Bob and Ann MacKenzie have a new grandchild, Brenda. They want to create a trust fund for her that will yield \$250,000 on her 24th birthday, when she might want to start her own business.
- What lump sum would they have to deposit now at 5.8%, compounded continuously, to achieve \$250,000?
  - The amount in part (a) is more than they can afford, so they decide to invest a constant money stream of  $R(t)$  dollars per year. Find  $R(t)$  such that the accumulated future value of the continuous money stream is \$250,000, assuming an interest rate of 5.8%, compounded continuously.
- 32. Trust fund.** Ted and Edith Markey have a new grandchild, Kurt. They want to create a trust fund for him that will yield \$1,000,000 on his 22nd birthday so that he can start his own business when he is out of college.
- What lump sum would they have to deposit now at 6.2%, compounded continuously, to achieve \$1,000,000?
  - The amount in part (a) is more than they can afford, so they decide to invest a constant money stream of  $R(t)$  dollars per year. Find  $R(t)$  such that the accumulated future value of the continuous money stream is \$1,000,000, assuming an interest rate of 6.2%, compounded continuously.
- 33. Early retirement.** Lauren Johnson signs a 10-yr contract as a loan officer for a bank, at a salary of \$84,000 per year. After 7 yr, the bank offers her early retirement. What is the least amount the bank should offer Lauren, given that the going interest rate is 7.4%, compounded continuously?
- 34. Early sports retirement.** Tory Johnson signs a 10-yr contract to play for a football team at a salary of \$5,000,000 per year. After 6 yr, his skills deteriorate, and the team offers to buy out the rest of his contract so they can drop his name from the roster. What is the least amount Tory should accept for the buyout, given that the going interest rate is 8.2%, compounded continuously?
- 35. Disability insurance settlement.** A movie stuntman receives an annual salary of \$180,000 per year, but becomes a quadriplegic after jumping from a cliff into water that is too shallow. He can never work again as a stuntman. Through a legal settlement with an insurance company, he is granted a continuous income stream of \$120,000 per year for 20 yr. The stuntman invests the money at 8.2%, compounded continuously.

- a) Find the accumulated future value of the continuous income stream. Round your answer to the nearest \$10.
- b) Thinking that he might not live 20 yr, the stuntman negotiates a flat sum payment from the insurance company, which is the accumulated present value of the continuous income stream. What is that amount? Round your answer to the nearest \$10.
36. **Disability insurance settlement.** Dale is a furnace maintenance employee who receives an annual salary of \$70,000 per year. He becomes partially paralyzed after falling through a ceiling while working on an attic air conditioner. Through a legal settlement with his employer's insurance company, he is granted a continuous income stream of \$40,000 per year for 25 yr. Dale invests the money at 8%, compounded continuously.
- a) Find the accumulated future value of the continuous income stream. Round your answer to the nearest \$10.
- b) Thinking that he might not live 25 yr more, Dale negotiates a flat sum payment from the insurance company, which is the accumulated present value of the continuous stream plus \$100,000. What is that amount? Round your answer to the nearest \$10.
37. **Lottery winnings and risk analysis.** Lucky Larry wins \$1,000,000 in a state lottery. The standard way in which a state pays such lottery winnings is at a constant rate of \$50,000 per year for 20 yr.
- a) If Lucky invests each payment from the state at 7%, compounded continuously, what is the accumulated future value of the income stream? Round your answer to the nearest \$10.
- b) What is the accumulated present value of the income stream at 7%, compounded continuously? This amount represents what the state has to invest at the start of its lottery payments, assuming the 7% interest rate holds.
- c) The risk for Lucky is that he doesn't know how long he will live or what the future interest rate will be; it might drop or rise, or it could vary considerably over 20 yr. This is the *risk* he assumes in accepting payments of \$50,000 a year over 20 yr. Lucky has taken a course in business calculus so he is aware of the formulas for accumulated future value and present value. He calculates the accumulated present value of the income stream for interest rates of 4%, 6%, 8%, and 10%. What values does he obtain?
-  d) Lucky thinks "a bird in the hand (present value) is worth two in the bush (future value)" and decides to negotiate with the state for immediate payment of his lottery winnings. He asks the state for \$600,000. They offer \$400,000. Discuss the pros and cons of each amount. Lucky finally accepts \$500,000. Is this a good decision?
38. **Negotiating a sports contract.** Gusto Stick is an excellent professional baseball player who has just become a free agent. His attorney begins negotiations with an interested team by asking for a contract that provides Gusto with an income stream given by  $R_1(t) = 800,000 + 340,000t$ , over 10 yr, where  $t$  is in years. (Round all answers to the nearest \$100.)
- a) What is the accumulated future value of the offer, assuming an interest rate of 8%, compounded continuously?
- b) What is the accumulated present value of the offer, assuming an interest rate of 8%, compounded continuously?
- c) The team counters by offering an income stream given by  $R_2(t) = 600,000 + 210,000t$ . What is the accumulated present value of this counteroffer?
- d) Gusto comes back with a demand for an income stream given by  $R_3(t) = 1,000,000 + 250,000t$ . What is the accumulated present value of this income stream?
- e) Gusto signs a contract for the income stream in part (d) but decides to live on \$500,000 each year, investing the rest at 8%, compounded continuously. What is the accumulated future value of the remaining income, assuming an interest rate of 8%, compounded continuously?

### Life and Physical Sciences

39. **Demand for natural gas.** In 2006 ( $t = 0$ ), the world consumption of natural gas was approximately 101.4 trillion cubic feet and was growing exponentially at about 2.6% per year. (Source: *International Energy Outlook 2005*, U.S. Energy Information Administration, U.S. Department of Energy.) If the demand continues to grow at this rate, how many cubic feet of natural gas will the world use from 2006 to 2020?
40. **Demand for aluminum ore (bauxite).** In 2005 ( $t = 0$ ), bauxite production was approximately 153 million metric tons, and the demand was growing exponentially at a rate of 2.5% per year. (Source: U.S. Energy Information Administration.) If the demand continues to grow at this rate, how many tons of bauxite will the world use from 2005 to 2030?
41. **Depletion of natural gas.** The world reserves of natural gas were approximately 6112 trillion cubic feet in 2006. (Source: *Oil and Gas Journal*, Jan. 1, 2006.) Assuming the growth described in Exercise 39 continues and that no new reserves are found, when will the world reserves of natural gas be depleted?
42. **Depletion of aluminum ore (bauxite).** In 2005, the world reserves of bauxite were about 23 billion metric tons. (Source: U.S. Geological Survey summaries, Jan. 2005.) Assuming that the growth described in Exercise 40 continues and that no new reserves are discovered, when will the world reserves of bauxite be depleted?
43. **Demand for and depletion of oil.** Between 2006 and 2010, the annual world demand for oil was projected to increase from approximately 30.8 billion barrels to 34.5 billion barrels. (Source: U.S. Department of Energy and *Oil and Gas Journal*, Jan. 1, 2006.)





- a) Assuming an exponential growth model, compute the growth rate of demand.
- b) Predict the demand in 2015.
- c) The world reserves of crude oil in 2006 were estimated at 1293 billion barrels. Assuming that no new oil is found, when will the reserves be depleted?

The model

$$\int_0^T P e^{-kt} dt = \frac{P}{k} (1 - e^{-kT})$$

can be applied to calculate the buildup of a radioactive material that is being released into the atmosphere at a constant annual rate. Some of the material decays, but more continues to be released. The amount present at time  $T$  is given by the integral above, where  $P$  is the amount released per year and  $k$  is the half-life.

- 44. **Radioactive buildup.** Plutonium-239 has a decay rate of approximately 0.003% per year. Suppose that plutonium-239 is released into the atmosphere for 20 yr at a constant rate of 1 lb per year. How much plutonium-239 will be present in the atmosphere after 20 yr?
- 45. **Radioactive buildup.** Cesium-137 has a decay rate of 2.3% per year. Suppose cesium-137 is released into the atmosphere for 20 yr at at rate of 1 lb per year. How much cesium-137 will be present in the atmosphere after 20 yr?

### SYNTHESIS

**Capitalized cost.** The capitalized cost,  $c$ , of an asset over its lifetime is the total of the initial cost and the present value of all maintenance expenses that will occur in the future. It is computed by the formula

$$c = c_0 + \int_0^L m(t)e^{-rt} dt,$$

where  $c_0$  is the initial cost of the asset,  $L$  is the lifetime (in years),  $r$  is the interest rate (compounded continuously), and  $m(t)$  is the annual cost of maintenance. Find the capitalized cost under each set of assumptions.

- 46.  $c_0 = \$500,000, r = 5\%, m(t) = \$20,000, L = 20$
- 47.  $c_0 = \$400,000, r = 5.5\%, m(t) = \$10,000, L = 25$
- 48.  $c_0 = \$600,000, r = 4\%, m(t) = \$40,000 + \$1000e^{0.01t}, L = 40$
- 49.  $c_0 = \$300,000, r = 5\%, m(t) = \$30,000 + \$500t, L = 20$
- 50. Describe the idea of present value to a friend who is not a business major. Then describe accumulated present value.
- 51. Look up some data on rate of use and current world reserves of a natural resource not considered in this section. Predict when the world reserves for that resource will be depleted.

### Answers to Quick Checks

- 1. \$11,972.17    2. \$6,225,857.39    3. \$43,793.78
- 4. With  $R_1$ , accumulated future value is \$2,969,590, and accumulated present value is \$1,565,840. With  $R_2$ , accumulated future value is \$3,717,970, and accumulated present value is \$1,584,850.
- 5. \$24,337.61, \$1896.75
- 6. \$1,219,822.71    7. (a) 100,736 metric tons; (b) 12 yr, or by 2022

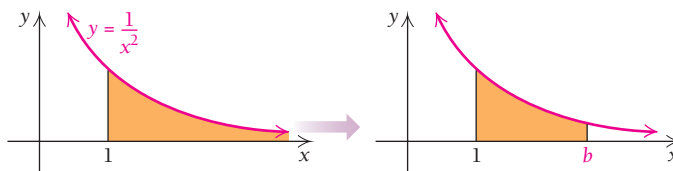
## 5.3

### OBJECTIVES

- Determine whether an improper integral is convergent or divergent.
- Solve applied problems involving improper integrals.

## Improper Integrals

Let's try to find the area of the region under the graph of  $y = 1/x^2$  over the interval  $[1, \infty)$ .



Note that this region is of infinite extent. We have not yet considered how to find the area of such a region. Let's find the area under the curve over the interval from

TECHNOLOGY CONNECTION 

## EXPLORATORY EXERCISES

1. Using a graphing calculator or iPlot, find

$$\int_1^{10} \frac{dx}{x^3},$$

$$\int_1^{100} \frac{dx}{x^3}, \text{ and}$$

$$\int_1^{1000} \frac{dx}{x^3}.$$

2. Predict the value of

$$\int_1^{\infty} \frac{dx}{x^3}.$$

1 to  $b$ , and then see what happens as  $b$  gets very large. The area under the graph over  $[1, b]$  is

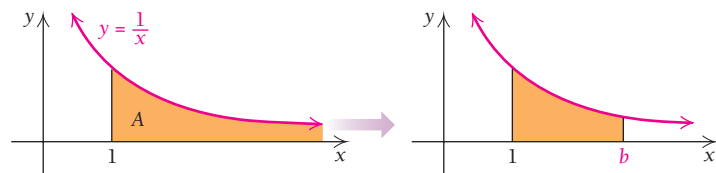
$$\begin{aligned} \int_1^b \frac{dx}{x^2} &= \left[ -\frac{1}{x} \right]_1^b \\ &= \left( -\frac{1}{b} \right) - \left( -\frac{1}{1} \right) \\ &= -\frac{1}{b} + 1 \\ &= 1 - \frac{1}{b}. \end{aligned}$$

Then

$$\lim_{b \rightarrow \infty} (\text{area from 1 to } b) = \lim_{b \rightarrow \infty} \left( 1 - \frac{1}{b} \right) = 1.$$

We define the area from 1 to infinity to be this limit. Here we have an example of an infinitely long region with a finite area.

Such areas may not always be finite. Let's try to find the area of the region under the graph of  $y = 1/x$  over the interval  $[1, \infty)$ .



By definition, the area  $A$  from 1 to infinity is the limit as  $b$  approaches  $\infty$  of the area from 1 to  $b$ , so

$$\begin{aligned} A &= \lim_{b \rightarrow \infty} \int_1^b \frac{dx}{x} = \lim_{b \rightarrow \infty} [\ln x]_1^b \\ &= \lim_{b \rightarrow \infty} (\ln b - \ln 1) \\ &= \lim_{b \rightarrow \infty} \ln b. \end{aligned}$$

In Section 3.2, we graphed  $y = \ln x$  and saw that the function is always increasing. Therefore, the limit  $\lim_{b \rightarrow \infty} \ln b$  does not exist and we have an infinitely long region with an infinite area.

Note that the graphs of  $y = 1/x^2$  and  $y = 1/x$  have similar shapes, but the region under one of them has a finite area and the other does not.

An integral such as

$$\int_a^{\infty} f(x) dx,$$

with an upper limit of infinity, is an example of an **improper integral**. Its value is defined to be the following limit.

## DEFINITION

$$\int_a^{\infty} f(x) dx = \lim_{b \rightarrow \infty} \int_a^b f(x) dx$$

If the limit exists, then we say that the improper integral **converges**, or is **convergent**. If the limit does not exist, then we say that the improper integral **diverges**, or is **divergent**. Thus,

$$\int_1^{\infty} \frac{dx}{x^2} = 1 \text{ converges, and } \int_1^{\infty} \frac{dx}{x} \text{ diverges.}$$

■ **EXAMPLE 1** Determine whether the following integral is convergent or divergent, and calculate its value if it is convergent:

$$\int_0^{\infty} 4e^{-2x} dx.$$

**Solution** We have

$$\begin{aligned} \int_0^{\infty} 4e^{-2x} dx &= \lim_{b \rightarrow \infty} \int_0^b 4e^{-2x} dx \\ &= \lim_{b \rightarrow \infty} \left[ \frac{4}{-2} e^{-2x} \right]_0^b \\ &= \lim_{b \rightarrow \infty} [-2e^{-2x}]_0^b \\ &= \lim_{b \rightarrow \infty} [-2e^{-2b} - (-2e^{-2 \cdot 0})] \\ &= \lim_{b \rightarrow \infty} (-2e^{-2b} + 2) \\ &= \lim_{b \rightarrow \infty} \left( 2 - \frac{2}{e^{2b}} \right). \end{aligned}$$

As  $b$  approaches  $\infty$ , we know that  $e^{2b}$  approaches  $\infty$  (see the graphs of  $y = a^x$  in Chapter 3), so

$$\frac{2}{e^{2b}} \rightarrow 0 \quad \text{and} \quad \left( 2 - \frac{2}{e^{2b}} \right) \rightarrow 2.$$

$$\text{Thus, } \int_0^{\infty} 4e^{-2x} dx = \lim_{b \rightarrow \infty} \left( 2 - \frac{2}{e^{2b}} \right) = 2.$$

The integral is convergent.

◀ **Quick Check 1**

▶ **Quick Check 1**

Determine whether the following integral is convergent or divergent, and calculate its value if it is convergent:

$$\int_2^{\infty} \frac{2}{x^3} dx.$$

Following are definitions of two other types of improper integrals.

**DEFINITIONS**

- $\int_{-\infty}^b f(x) dx = \lim_{a \rightarrow -\infty} \int_a^b f(x) dx$
- $\int_{-\infty}^{\infty} f(x) dx = \int_{-\infty}^c f(x) dx + \int_c^{\infty} f(x) dx,$

where  $c$  can be any real number.

In order for  $\int_{-\infty}^{\infty} f(x) dx$  to converge, both integrals on the right in the second part of the definition must converge.

## Applications of Improper Integrals

In Section 5.2, we learned that the accumulated present value of a continuous money flow (income stream) of  $P$  dollars per year, at a constant rate, from now until  $T$  years in the future can be found by integration:

$$\int_0^T P e^{-kt} dt = \frac{P}{k} (1 - e^{-kT}),$$

where  $k$  is the interest rate and interest is compounded continuously. Suppose that the money flow is to continue perpetually (forever). Under this assumption, the accumulated present value of the money flow is

$$\begin{aligned} \int_0^{\infty} P e^{-kt} dt &= \lim_{T \rightarrow \infty} \int_0^T P e^{-kt} dt \\ &= \lim_{T \rightarrow \infty} \frac{P}{k} (1 - e^{-kT}) \\ &= \lim_{T \rightarrow \infty} \frac{P}{k} \left( 1 - \frac{1}{e^{kT}} \right) = \frac{P}{k}. \end{aligned}$$

### THEOREM 1

The accumulated present value of a continuous money flow into an investment at the constant rate of  $P$  dollars per year perpetually is given by

$$\int_0^{\infty} P e^{-kt} dt = \frac{P}{k},$$

where  $k$  is the interest rate and interest is compounded continuously.

#### Quick Check 2

Find the accumulated present value of an investment for which there is a perpetual continuous money flow of \$10,000 per year. Assume that the interest rate is 6%, compounded continuously.

**EXAMPLE 2 Business: Accumulated Present Value.** Find the accumulated present value of an investment for which there is a perpetual continuous money flow of \$2000 per year. Assume that the interest rate is 8%, compounded continuously.

**Solution** The accumulated present value is  $2000/0.08$ , or \$25,000.

#### Quick Check 2

### TECHNOLOGY CONNECTION



#### Exploratory

We can explore the situation of Example 2 with a calculator. To evaluate  $\int_0^{\infty} 2000e^{-0.08x} dx$ , we first consider

$$\int_0^t 2000e^{-0.08x} dx = \frac{2000}{0.08} (1 - e^{-0.08t}).$$

Then we examine what happens as  $t$  gets large. Graph

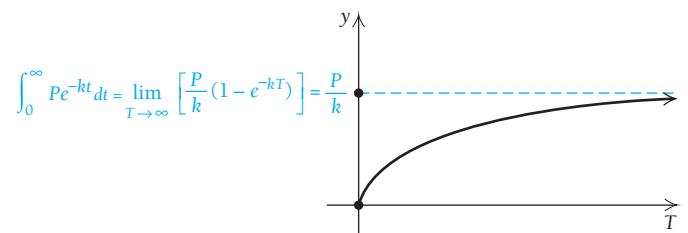
$$f(x) = \frac{2000}{0.08} (1 - e^{-0.08x})$$

using the window  $[0, 10, 0, 30000]$ , with  $X_{\text{scl}} = 1$  and  $Y_{\text{scl}} = 5000$ . On the same set of axes, graph  $y = 25,000$ . Then change the viewing window to  $[0, 50, 0, 30000]$ , with  $X_{\text{scl}} = 10$  and  $Y_{\text{scl}} = 5000$ , and finally to  $[0, 100, 0, 30000]$ . What happens as  $x$  gets larger? What is the significance of 25,000?

When an amount  $P$  of radioactive material is being released into the atmosphere annually, the total amount that has been released at time  $T$  is given by

$$\int_0^T P e^{-kt} dt = \frac{P}{k} (1 - e^{-kT}).$$

As  $T$  approaches  $\infty$  (the radioactive material is released forever), the buildup of radioactive material approaches a limiting value  $P/k$ . It is no wonder that scientists and environmentalists are so concerned about radioactive waste. The radioactivity is “here to stay.”



## Section Summary

- An *improper integral* has infinity as one or both of its bounds and is evaluated using the limit:

$$\int_a^\infty f(x) dx = \lim_{b \rightarrow \infty} \int_a^b f(x) dx,$$

$$\int_{-\infty}^b f(x) dx = \lim_{a \rightarrow -\infty} \int_a^b f(x) dx,$$

$$\text{and } \int_{-\infty}^\infty f(x) dx = \int_{-\infty}^c f(x) dx + \int_c^\infty f(x) dx,$$

where  $c$  is any real number.

- The *accumulated present value* of a continuous money flow into an investment at the rate of  $P$  dollars per year perpetually is given by

$$\int_0^\infty Pe^{-kt} dt = \frac{P}{k},$$

where  $k$  is the interest rate compounded continuously.

### EXERCISE SET

## 5.3

Determine whether each improper integral is convergent or divergent, and calculate its value if it is convergent.

- $\int_2^\infty \frac{dx}{x^2}$
  - $\int_4^\infty \frac{dx}{x^2}$
  - $\int_3^\infty \frac{dx}{x}$
  - $\int_4^\infty \frac{dx}{x}$
  - $\int_0^\infty 3e^{-3x} dx$
  - $\int_0^\infty 4e^{-4x} dx$
  - $\int_1^\infty \frac{dx}{x^3}$
  - $\int_1^\infty \frac{dx}{x^4}$
  - $\int_0^\infty \frac{dx}{2+x}$
  - $\int_0^\infty \frac{4 dx}{3+x}$
  - $\int_2^\infty 4x^{-2} dx$
  - $\int_2^\infty 7x^{-2} dx$
  - $\int_0^\infty e^x dx$
  - $\int_0^\infty e^{2x} dx$
  - $\int_3^\infty x^2 dx$
  - $\int_5^\infty x^4 dx$
  - $\int_0^\infty xe^x dx$
  - $\int_1^\infty \ln x dx$
  - $\int_0^\infty me^{-mx} dx, m > 0$
  - $\int_0^\infty Qe^{-kt} dt, k > 0$
  - $\int_\pi^\infty \frac{dt}{t^{1.001}}$
  - $\int_1^\infty \frac{2t}{t^2+1} dt$
  - $\int_{-\infty}^\infty t dt$
  - $\int_1^\infty \frac{3x^2}{(x^3+1)^2} dx$
25. Find the area, if it is finite, of the region under the graph of  $y = 1/x^2$  over the interval  $[2, \infty)$ .

- Find the area, if it is finite, of the region under the graph of  $y = 1/x$  over the interval  $[2, \infty)$ .
- Find the area, if it is finite, of the region bounded by  $y = 2xe^{-x^2}$ ,  $x = 0$ , and  $[0, \infty)$ .
- Find the area, if it is finite, of the region bounded by  $y = 1/\sqrt{(3x-2)^3}$ ,  $x = 6$ , and  $[6, \infty)$ .

### APPLICATIONS

#### Business and Economics

- Accumulated present value.** Find the accumulated present value of an investment for which there is a perpetual continuous money flow of \$3600 per year at an interest rate of 7%, compounded continuously.
- Accumulated present value.** Find the accumulated present value of an investment for which there is a perpetual continuous money flow of \$3500 per year at an interest rate of 6%, compounded continuously.
- Total profit from marginal profit.** A firm is able to determine that its marginal profit, in dollars, from producing  $x$  units of an item is given by
 
$$P'(x) = 200e^{-0.032x}.$$
 Suppose that it were possible for the firm to make infinitely many units of this item. What would its total profit be?
- Total profit from marginal profit.** Find the total profit in Exercise 31 if
 
$$P'(x) = 200x^{-1.032}, \text{ where } x \geq 1.$$
- Total cost from marginal cost.** A company determines that its marginal cost, in dollars, for producing  $x$  units of a product is given by
 
$$C'(x) = 3600x^{-1.8}, \text{ where } x \geq 1.$$
 Suppose that it were possible for the company to make infinitely many units of this product. What would the total cost be?

34. **Total production.** A firm determines that it can produce tires at a rate of
- $$r(t) = 2000e^{-0.42t},$$
- where  $t$  is the time, in years. Assuming that the firm endures forever (it never gets tired), how many tires can it make?
35. **Accumulated present value.** Find the accumulated present value of an investment for which there is a perpetual continuous money flow of \$5000 per year, assuming continuously compounded interest at a rate of 8%.
36. **Accumulated present value.** Find the accumulated present value of an investment for which there is a perpetual continuous money flow of \$2000 $e^{-0.01t}$  per year, assuming continuously compounded interest at a rate of 7%.

**Capitalized cost.** The capitalized cost,  $c$ , of an asset for an unlimited lifetime is the total of the initial cost and the present value of all maintenance expenses that will occur in the future. It is computed by the formula

$$c = c_0 + \int_0^{\infty} m(t)e^{-rt} dt,$$

where  $c_0$  is the initial cost of the asset,  $r$  is the interest rate (compounded continuously), and  $m(t)$  is the annual cost of maintenance. Find the capitalized cost under each set of assumptions.

37.  $c_0 = \$500,000$ ,  $r = 5\%$ ,  $m(t) = \$20,000$   
 38.  $c_0 = \$700,000$ ,  $r = 5\%$ ,  $m(t) = \$30,000$

### Life and Physical Sciences

39. **Radioactive buildup.** Plutonium has a decay rate of 0.003% per year. Suppose that a nuclear accident causes plutonium to be released into the atmosphere perpetually at the rate of 1 lb each year. What is the limiting value of the radioactive buildup?
40. **Radioactive buildup.** Cesium-137 has a decay rate of 2.3% per year. Suppose that a nuclear accident causes cesium-137 to be released into the atmosphere perpetually at the rate of 1 lb each year. What is the limiting value of the radioactive buildup?

**Radioactive implant treatments.** In the treatment of prostate cancer, radioactive implants are often used. The implants are left in the patient and never removed. The amount of energy that is transmitted to the body from the implant is measured in rem units and is given by

$$E = \int_0^a P_0 e^{-kt} dt,$$

where  $k$  is the decay constant for the radioactive material,  $a$  is the number of years since the implant, and  $P_0$  is the initial rate at which energy is transmitted. Use this information for Exercises 41 and 42.

41. Suppose that the treatment uses iodine-125, which has a half-life of 60.1 days.
- Find the decay rate,  $k$ , of iodine-125.
  - How much energy (measured in rems) is transmitted in the first month if the initial rate of transmission is 10 rems per year?
  - What is the total amount of energy that the implant will transmit to the body?

42. Suppose that the treatment uses palladium-103, which has a half-life of 16.99 days.
- Find the decay rate,  $k$ , of palladium-103.
  - How much energy (measured in rems) is transmitted in the first month if the initial rate of transmission is 10 rems per year?
  - What is the total amount of energy that the implant will transmit to the body?

### SYNTHESIS

Determine whether each improper integral is convergent or divergent, and calculate its value if it is convergent.

- |  |  |
|--|--|
| 43. $\int_0^{\infty} \frac{dx}{x^{2/3}}$     | 44. $\int_1^{\infty} \frac{dx}{\sqrt{x}}$  |
| 45. $\int_0^{\infty} \frac{dx}{(x+1)^{3/2}}$ | 46. $\int_{-\infty}^0 e^{2x} dx$           |
| 47. $\int_0^{\infty} xe^{-x^2} dx$           | 48. $\int_{-\infty}^{\infty} xe^{-x^2} dx$ |

**Life science: drug dosage.** Suppose that an oral dose of a drug is taken. Over time, the drug is assimilated in the body and excreted through the urine. The total amount of the drug that has passed through the body in time  $T$  is given by

$$\int_0^T E(t) dt,$$


where  $E(t)$  is the rate of excretion of the drug. A typical rate-of-excretion function is  $E(t) = te^{-kt}$ , where  $k > 0$  and  $t$  is the time, in hours. Use this information for Exercises 49 and 50.

49. Find  $\int_0^{\infty} E(t) dt$ , and interpret the answer. That is, what does the integral represent?
50. A physician prescribes a dosage of 100 mg. Find  $k$ .

-  51. Consider the functions

$$y = \frac{1}{x^2} \quad \text{and} \quad y = \frac{1}{x}.$$

Suppose that you go to a paint store to buy paint to cover the region under each graph over the interval  $[1, \infty)$ . Discuss whether you could be successful and why or why not.

-  52. Suppose that you are the owner of a building that yields a continuous series of rental payments and you decide to sell the building. Explain how you would use the concept of the accumulated present value of a perpetual continuous money flow to determine a fair selling price.

### TECHNOLOGY CONNECTION

53. Graph the function  $E$  and shade the area under the curve for each situation in Exercises 49 and 50.

Approximate each integral.

- |  |  |
|--|--|
| 54. $\int_1^{\infty} \frac{4}{1+x^2} dx$ | 55. $\int_1^{\infty} \frac{6}{5+e^x} dx$ |
|--|--|

### Answers to Quick Checks

1. Convergent;  $\frac{1}{4}$     2. \$166,666.67

## 5.4

## OBJECTIVES

- Verify certain properties of probability density functions.
- Solve applied problems involving probability density functions.

## Probability

A number between 0 and 1 that represents the likelihood that an event will occur is referred to as the event's **probability**. A probability of 0 means that the event is impossible (will not occur), and a probability of 1 means that the event is certain to occur. In this section, we will see that integration is a useful tool for calculating probabilities.

## Experimental and Theoretical Probability

There are two types of probability, experimental and theoretical.

If we toss a coin a great number of times—say, 1000—and count the number of times we get heads, we can determine the probability of the coin landing heads up. If it lands heads up 503 times, we calculate the probability of it landing heads up to be

$$\frac{503}{1000}, \text{ or } 0.503.$$

This is an **experimental** determination of probability. Such a determination of probability is discovered by the observation and study of data and is quite common and very useful. Here, for example, are some probabilities that have been determined *experimentally*:

1. If a person has a heart attack, the probability he or she will die is  $\frac{1}{3}$ .
2. If you kiss someone who has a cold, the probability of catching the cold is 0.07.
3. A person who has just been released from prison has an 80% probability of returning to prison.

If we consider tossing a coin and reason that we are just as likely to get heads as tails, we would calculate the probability of it landing heads up to be  $\frac{1}{2}$ , or 0.5. This is a **theoretical** determination of probability. Here, for example, are some probabilities that have been determined *theoretically*, using mathematics:

1. If there are 30 people in a room, the probability that two of them have the same birthday (excluding year) is 0.706. (See Exercise 42.)
2. While on a trip, you meet someone and, after a period of conversation, discover that you have a common acquaintance. “It’s a small world!” is actually not a very appropriate reaction in this situation, because the probability of such an occurrence is surprisingly high—just over 22%. (This is called the “small world” problem.)

In summary, experimental probabilities are determined by making observations and gathering data. Theoretical probabilities are determined by reasoning mathematically. Examples of experimental and theoretical probabilities like those above lead us to see the value of a study of probability. You might ask, “What is *true* probability?” In fact, there is none. Experimentally, we can determine probabilities within certain limits. These may or may not agree with the probabilities that we obtain theoretically. There are situations in which it is much easier to determine one type of probability than the other. For example, it would be quite difficult to determine the theoretical probability of catching a cold.

In the discussion that follows, we will consider primarily theoretical probability. Eventually, calculus will come to bear on our considerations.



A desire to calculate odds in games of chance gave rise to the theory of probability.

## Quick Check 1

What is the probability of drawing each of the following from a well-shuffled deck of cards?

- a three
- a heart
- the three of hearts

**EXAMPLE 1** What is the probability of drawing an ace from a well-shuffled deck of cards?

**Solution** Since there are 52 possible outcomes, and each card has the same chance of being drawn, and since there are 4 aces, the probability of drawing an ace is  $\frac{4}{52}$  or  $\frac{1}{13}$ , or about 7.7%.

## Quick Check 1

### Quick Check 2

Assume that a jar has the same starting assortment of colored balls as in Example 2 and you remove 1 ball without looking.

- What is the probability that it is black or yellow?
- What is the probability that it is not green?

**EXAMPLE 2** A jar contains 7 black balls, 6 yellow balls, 4 green balls, and 3 red balls, all the same size and weight. The jar is shaken well, and you remove 1 ball without looking.

- What is the probability that the ball is red?
- What is the probability that it is white?

### Solution

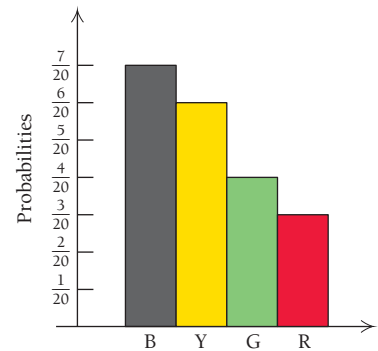
- There are 20 balls altogether and of these 3 are red, so the probability of drawing a red ball is  $\frac{3}{20}$ .
- There are no white balls, so the probability of drawing a white one is  $\frac{0}{20}$ , or 0.



### Quick Check 2

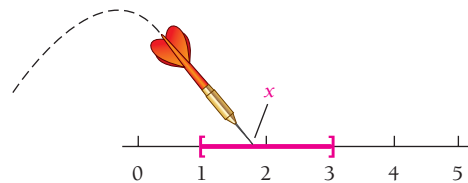
Below is a table of probabilities for the situation in Example 2. Note that the sum of these probabilities is 1. We are certain that we will draw either a black, yellow, green, or red ball. The probability of that event is 1. Let's arrange these data from the table into what is called a **relative frequency graph**, or **histogram**, which shows the proportion of times that each event occurs (the probability of each event). If we assign a width of 1 to each rectangle in this graph, then the sum of the areas of the rectangles is 1. That is, it is certain that you will draw a ball of one of these colors.

Color	Probability
Black (B)	$\frac{7}{20}$
Yellow (Y)	$\frac{6}{20}$
Green (G)	$\frac{4}{20}$
Red (R)	$\frac{3}{20}$



## Continuous Random Variables

Suppose that we throw a dart at a number line in such a way that it always lands in the interval  $[1, 3]$ . Let  $x$  be the number that the dart hits. There is an infinite number of possibilities for  $x$ . Note that  $x$  is a quantity that can be observed (or measured) repeatedly and whose possible values comprise an interval of real numbers. Such a variable is called a **continuous random variable**.



Suppose that we throw the dart a large number of times and it lands 43% of the time in the subinterval  $[1.6, 2.8]$  of the main interval  $[1, 3]$ . The probability, then, that the dart lands in the interval  $[1.6, 2.8]$  is 0.43.

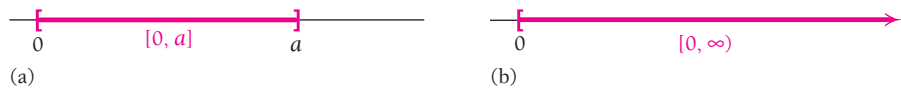
Let's consider some other examples of continuous random variables.



**EXAMPLE 3** Suppose that buses traveling from Philadelphia to New York City require at least 2 hr and at most 5 hr for the trip. If  $x$  is the number of hours a bus takes to make the trip, then  $x$  is a continuous random variable distributed over the interval  $[2, 5]$ .



**EXAMPLE 4** Suppose that  $x$  is the corn acreage of any farm in the United States or Canada. The interval is  $[0, a]$ , where  $a$  is the highest acreage. Not knowing what the highest acreage is, we could use  $[0, \infty)$  to allow for all possibilities. *Note:* It might be argued that there is a value in  $[0, a]$  or  $[0, \infty)$  for which no farm has that acreage, but for practical convenience, all values are included in our consideration.

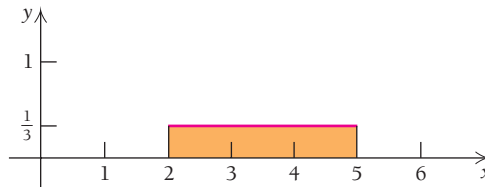


Then  $x$  is a continuous random variable distributed over the interval  $[0, a]$  or  $[0, \infty)$ .

Considering Example 3 on the travel times of buses, suppose that we want to know the probability that a bus will take between 4 hr and 5 hr, as represented by

$$P([4, 5]), \text{ or } P(4 \leq x \leq 5).$$

There may be a function  $y = f(x)$  such that the area under the graph over a subinterval of  $[2, 5]$  gives the probability that a particular trip time appears in the subinterval. For example, suppose that we have a constant function  $f(x) = \frac{1}{3}$  that gives us these probabilities. Look at its graph.



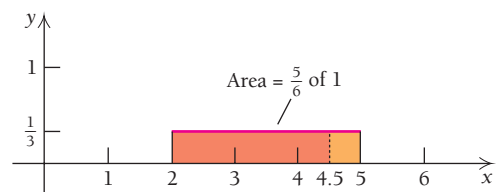
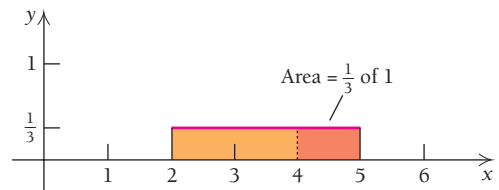
The area under the curve is  $3 \cdot \frac{1}{3}$ , or 1. The probability that a trip takes between 4 hr and 5 hr is the area that lies over the interval  $[4, 5]$ . That is,

$$P([4, 5]) = \frac{1}{3} = 33\frac{1}{3}\%.$$

The probability that a trip takes between 2 hr and 4.5 hr is  $\frac{5}{6}$ , or  $83\frac{1}{3}\%$ . This is the area of the rectangle over  $[2, 4.5]$ .

Note that when  $f(x) = \frac{1}{3}$ , any interval between the numbers 2 and 5 of width 1 has probability  $\frac{1}{3}$ . This does not happen for all functions. Suppose instead that

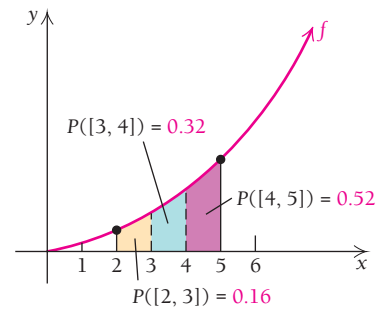
$$f(x) = \frac{3}{117}x^2.$$



As shown in the graph, the area under the graph of  $f$  from 4 to 5 is given by the definite integral over the interval  $[4, 5]$  and yields the probability that a trip takes between 4 hr and 5 hr.

We have

$$\begin{aligned} P([4, 5]) &= \int_4^5 f(x) \, dx \\ &= \int_4^5 \frac{3}{117} x^2 \, dx \\ &= \frac{3}{117} \left[ \frac{x^3}{3} \right]_4^5 \\ &= \frac{1}{117} \left[ x^3 \right]_4^5 \\ &= \frac{1}{117} (5^3 - 4^3) = \frac{61}{117} \approx 0.52. \end{aligned}$$



Thus, according to this model, there is a probability of 0.52 that a bus trip takes between 4 hr and 5 hr. The function  $f$  is called a *probability density function*. Its integral over any subinterval gives the probability that  $x$  “lands” in that subinterval.

Similar calculations for the bus trip example are shown in the following table.

Trip Time	Probability That a Trip Time Occurs during the Interval
2 hr to 3 hr	$P([2, 3]) = \int_2^3 \frac{3}{117} x^2 \, dx \approx 0.16$
3 hr to 4 hr	$P([3, 4]) = \int_3^4 \frac{3}{117} x^2 \, dx \approx 0.32$
4 hr to 5 hr	$P([4, 5]) = \int_4^5 \frac{3}{117} x^2 \, dx \approx 0.52$
2 hr to 5 hr	$P([2, 5]) = \int_2^5 \frac{3}{117} x^2 \, dx = 1.00$

The results in the table lead us to the following definition of a probability density function.

### DEFINITION

Let  $x$  be a continuous random variable. A function  $f$  is said to be a **probability density function** for  $x$  if:

1. For all  $x$  in the domain of  $f$ , we have  $0 \leq f(x)$ .
2. The area under the graph of  $f$  is 1 (see Fig. 1).
3. For any subinterval  $[c, d]$  in the domain of  $f$  (see Fig. 2), the probability that  $x$  will be in that subinterval is given by

$$P([c, d]) = \int_c^d f(x) \, dx.$$

### TECHNOLOGY CONNECTION

#### Exploratory

Graph the function

$$f(x) = \frac{3}{117} x^2$$

using a viewing window of  $[0, 5, 0, 1]$ . Then successively evaluate each of the following integrals, shading the appropriate area if possible:

$$\int_2^3 \frac{3}{117} x^2 \, dx,$$

$$\int_3^4 \frac{3}{117} x^2 \, dx,$$

and  $\int_4^5 \frac{3}{117} x^2 \, dx.$

Add your results, and explain the meaning of the total.

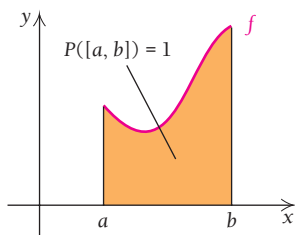


FIGURE 1

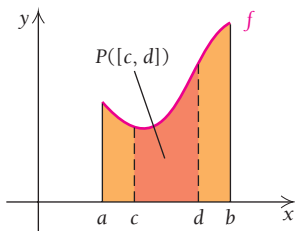


FIGURE 2

■ **EXAMPLE 5** Verify that Property 2 of the definition of a probability density function holds for

$$f(x) = \frac{3}{117}x^2, \quad \text{for } 2 \leq x \leq 5.$$

**Solution**

$$\begin{aligned} \int_2^5 \frac{3}{117}x^2 dx &= \frac{3}{117} \left[ \frac{1}{3}x^3 \right]_2^5 \\ &= \frac{1}{117} \left[ x^3 \right]_2^5 \\ &= \frac{1}{117} (5^3 - 2^3) \\ &= \frac{117}{117} = 1 \end{aligned}$$

► **Quick Check 3**

Assume that  $x$  is a continuous random variable. Verify that  $g(x) = \frac{3}{14}\sqrt{x}$ , for  $1 \leq x \leq 4$ , is a probability density function.

◀ **Quick Check 3**

■ **EXAMPLE 6 Business: Life of a Product.** A company that produces compact fluorescent bulbs determines that the life  $t$  of a bulb is from 3 to 6 yr and that the probability density function for  $t$  is given by

$$f(t) = \frac{24}{t^3}, \quad \text{for } 3 \leq t \leq 6.$$

- Verify Property 2 of the definition of a probability density function.
- Find the probability that a bulb will last no more than 4 yr.
- Find the probability that a bulb will last at least 4 yr and at most 5 yr.

**Solution**

- a) We want to show that  $\int_3^6 f(t) dt = 1$ . We have

$$\begin{aligned} \int_3^6 \frac{24}{t^3} dt &= 24 \int_3^6 t^{-3} dt = 24 \left[ \frac{t^{-2}}{-2} \right]_3^6 \\ &= -12 \left[ \frac{1}{t^2} \right]_3^6 = -12 \left( \frac{1}{6^2} - \frac{1}{3^2} \right) \\ &= -12 \left( \frac{1}{36} - \frac{1}{9} \right) = -12 \left( -\frac{3}{36} \right) = 1. \end{aligned}$$

- b) The probability that a bulb will last no more than 4 yr is

$$\begin{aligned} P(3 \leq t \leq 4) &= \int_3^4 \frac{24}{t^3} dt = 24 \int_3^4 t^{-3} dt \\ &= 24 \left[ \frac{t^{-2}}{-2} \right]_3^4 = -12 \left[ \frac{1}{t^2} \right]_3^4 \\ &= -12 \left( \frac{1}{4^2} - \frac{1}{3^2} \right) = -12 \left( \frac{1}{16} - \frac{1}{9} \right) \\ &= -12 \left( -\frac{7}{144} \right) = \frac{7}{12} \approx 0.58. \end{aligned}$$

### Quick Check 4

The time between arrivals of subway trains at a station is modeled by the probability density function

$$h(x) = \frac{10}{x^2}, \quad \text{for } 5 \leq x \leq 10,$$

where  $x$  is in minutes. Find the probability that:

- the time between trains is between 5 and 7 minutes;
- the time between trains is between 8 and 10 minutes.

c) The probability that a bulb will last at least 4 yr and at most 5 yr is

$$\begin{aligned} P(4 \leq t \leq 5) &= \int_4^5 \frac{24}{t^3} dt \\ &= 24 \int_4^5 t^{-3} dt \\ &= 24 \left[ \frac{t^{-2}}{-2} \right]_4^5 = -12 \left[ \frac{1}{t^2} \right]_4^5 \\ &= -12 \left( \frac{1}{5^2} - \frac{1}{4^2} \right) = -12 \left( \frac{1}{25} - \frac{1}{16} \right) \\ &= -12 \left( -\frac{9}{400} \right) = \frac{27}{100} = 0.27. \end{aligned}$$

### Quick Check 4

## Constructing Probability Density Functions

Suppose that you have an arbitrary nonnegative function  $f(x)$  whose definite integral over some interval  $[a, b]$  is  $K$ . Then

$$\int_a^b f(x) dx = K.$$

Multiplying on both sides by  $1/K$  gives us

$$\frac{1}{K} \int_a^b f(x) dx = \frac{1}{K} \cdot K = 1, \quad \text{or} \quad \int_a^b \frac{1}{K} \cdot f(x) dx = 1.$$

Thus, when we multiply the function  $f(x)$  by  $1/K$ , we have a function whose area over the given interval is 1. Such a function satisfies the definition of a probability density function.

### EXAMPLE 7 Find $k$ such that

$$f(x) = kx^2$$

is a probability density function over the interval  $[1, 4]$ . Then write the probability density function.

**Solution** We have

$$\begin{aligned} \int_1^4 x^2 dx &= \left[ \frac{x^3}{3} \right]_1^4 \\ &= \frac{4^3}{3} - \frac{1^3}{3} = \frac{64}{3} - \frac{1}{3} = \frac{63}{3} = 21. \end{aligned}$$

Thus, for  $f$  to be a probability density function, we must have  $\int_1^4 kx^2 dx = 1$ , or  $k \int_1^4 x^2 dx = 1$ , and

$$k = \frac{1}{21}.$$

The probability density function is

$$f(x) = \frac{1}{21}x^2, \quad \text{for } 1 \leq x \leq 4.$$

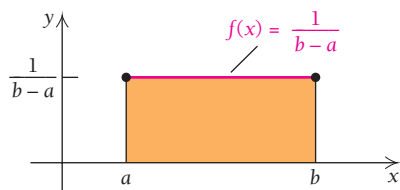
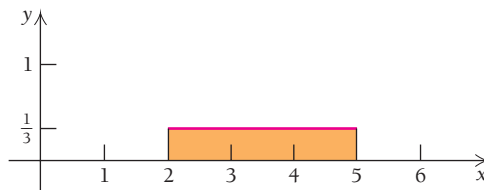
### Quick Check 5

### Quick Check 5

Find  $k$  such that  $g(x) = \frac{k}{x}$  is a probability density function over the interval  $[2, 7]$ . Then write the probability density function.

## Uniform Distributions

Suppose that the probability density function of a continuous random variable is constant. How is it described? Consider the graph shown below.



The length of the shaded rectangle is the length of the interval  $[2, 5]$ , which is 3. In order for the shaded area to be 1, the height of the rectangle must be  $\frac{1}{3}$ . Thus,  $f(x) = \frac{1}{3}$ .

The length of the shaded rectangle shown at the left is the length of the interval  $[a, b]$ , which is  $b - a$ . In order for the shaded area to be 1, the height of the rectangle must be  $1/(b - a)$ . Thus,  $f(x) = 1/(b - a)$ .

### DEFINITION

A continuous random variable  $x$  is said to be **uniformly distributed** over an interval  $[a, b]$  if it has a probability density function  $f$  given by

$$f(x) = \frac{1}{b - a}, \quad \text{for } a \leq x \leq b.$$

■ **EXAMPLE 8** A number  $x$  is selected at random from the interval  $[40, 50]$ . The probability density function for  $x$  is given by

$$f(x) = \frac{1}{10}, \quad \text{for } 40 \leq x \leq 50.$$

Find the probability that a number selected is in the subinterval  $[42, 48]$ .

**Solution** The probability is

$$\begin{aligned} P(42 \leq x \leq 48) &= \int_{42}^{48} \frac{1}{10} dx = \frac{1}{10}[x]_{42}^{48} \\ &= \frac{1}{10}(48 - 42) = \frac{6}{10} = 0.6. \end{aligned}$$

■ **EXAMPLE 9 Business: Quality Control.** A company produces sirens used for tornado warnings. The maximum loudness,  $L$ , of the sirens ranges from 70 to 100 decibels. The probability density function for  $L$  is

$$f(L) = \frac{1}{30}, \quad \text{for } 70 \leq L \leq 100.$$

A siren is selected at random off the assembly line. Find the probability that its maximum loudness is from 70 to 92 decibels.

**Solution** The probability is

$$\begin{aligned} P(70 \leq L \leq 92) &= \int_{70}^{92} \frac{1}{30} dL = \frac{1}{30}[L]_{70}^{92} \\ &= \frac{1}{30}(92 - 70) = \frac{22}{30} = \frac{11}{15} \approx 0.73. \end{aligned}$$

◀ Quick Check 6

### Quick Check 6

#### Business: Quality Control.

The probability density function for the weight  $x$ , in pounds, of bags of feed sold at a feedstore is

$$f(x) = \frac{1}{8}, \quad \text{for } 45 \leq x \leq 53.$$

A bag is selected at random. Find the probability the bag weighs between 47.5 and 50.25 lb.

## Exponential Distributions

The duration of a phone call, the distance between successive cars on a highway, and the amount of time required to learn a task are all examples of *exponentially distributed* random variables. That is, their probability density functions are exponential.

**DEFINITION**

A continuous random variable is **exponentially distributed** if it has a probability density function of the form

$$f(x) = ke^{-kx}, \quad \text{over the interval } [0, \infty).$$

To see that  $f(x) = 2e^{-2x}$  is such a probability density function, note that


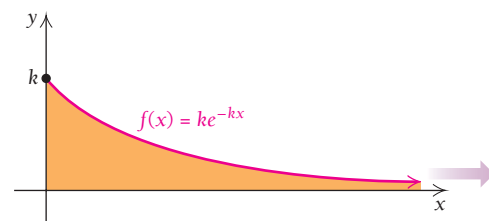
$$\int_0^{\infty} 2e^{-2x} dx = \lim_{b \rightarrow \infty} \int_0^b 2e^{-2x} dx = \lim_{b \rightarrow \infty} [-e^{-2x}]_0^b = \lim_{b \rightarrow \infty} \left( \frac{-1}{e^{2b}} - (-1) \right) = 1.$$

The general case,

$$\int_0^{\infty} ke^{-kx} dx = 1,$$

can be verified in a similar way.

Why is it reasonable to assume that the distance between cars is exponentially distributed? Part of the reason is that there are many more cases in which distances are small, though we can find other distributions that are “skewed” in this manner. The same argument holds for the duration of a phone call. That is, there are more short calls than long ones. The rest of the reason might lie in an analysis of the data involving such distances or phone calls.



A transportation planner can determine the probabilities that cars are certain distances apart.

**EXAMPLE 10 Business: Transportation Planning.** The distance  $x$ , in feet, between successive cars on a certain stretch of highway has a probability density function

$$f(x) = ke^{-kx}, \quad \text{for } 0 \leq x < \infty,$$

where  $k = 1/a$  and  $a$  is the average distance between successive cars over some period of time. A transportation planner determines that the average distance between cars on a certain stretch of highway is 166 ft. What is the probability that the distance between two successive cars, chosen at random, is 50 ft or less?

**Solution** We first determine  $k$ :

$$\begin{aligned} k &= \frac{1}{166} \\ &\approx 0.006024. \end{aligned}$$

The probability density function for  $x$  is

$$f(x) = 0.006024e^{-0.006024x}, \quad \text{for } 0 \leq x < \infty.$$

The probability that the distance between the cars is 50 ft or less is

$$\begin{aligned} P(0 \leq x \leq 50) &= \int_0^{50} 0.006024e^{-0.006024x} dx \\ &= \left[ \frac{0.006024}{-0.006024} e^{-0.006024x} \right]_0^{50} \\ &= \left[ -e^{-0.006024x} \right]_0^{50} \\ &= (-e^{-0.006024 \cdot 50}) - (-e^{-0.006024 \cdot 0}) \\ &= -e^{-0.301200} + 1 \\ &= 1 - e^{-0.301200} \\ &= 1 - 0.739930 \approx 0.260. \end{aligned}$$

**Quick Check 7**

The response time for a paramedic unit has the probability density function

$$f(t) = 0.05256e^{-0.05t}, \quad \text{for } 1 \leq t < \infty,$$

where  $t$  is in minutes. Find the probability of each response time:

- between 5 and 10 min;
- between 8 and 20 min;
- between 1 and 45 min;
- more than 60 min.

**Quick Check 7**

## Section Summary

- The *probability* of an event is a number between 0 and 1, with 0 meaning that the event is impossible and 1 meaning that the event is certain.
- Probabilities may be determined *experimentally* (by conducting trials) or *theoretically* (by reasoning).
- A *continuous random variable* is a quantity that can be observed (or measured) and whose possible values comprise an interval of real numbers.
- If  $x$  is a continuous random variable, then function  $f$  is a *probability density function* for  $x$  if it meets the following criteria:
  - (1) For all  $x$  in  $[a, b]$ ,  $0 \leq f(x)$ .
  - (2) The area under the graph of  $f$  over  $[a, b]$  is 1; that is,  $\int_a^b f(x) dx = 1$ .
  - (3) The probability that  $x$  is within the subinterval  $[c, d]$  is given by  $P([c, d]) = \int_c^d f(x) dx$ .
- A continuous random variable  $x$  is *uniformly distributed* over an interval  $[a, b]$  if its probability density function has the form  $f(x) = \frac{1}{b-a}$  over the interval.
- A continuous random variable  $x$  is *exponentially distributed* over an interval  $[0, \infty)$  if its probability density function has the form  $f(x) = ke^{-kx}$  over the interval.

### EXERCISE SET

## 5.4

In Exercises 1–12, verify Property 2 of the definition of a probability density function over the given interval.

- $f(x) = \frac{1}{4}x$ ,  $[1, 3]$
- $f(x) = 2x$ ,  $[0, 1]$
- $f(x) = 3$ ,  $[0, \frac{1}{3}]$
- $f(x) = \frac{1}{5}$ ,  $[3, 8]$
- $f(x) = \frac{3}{64}x^2$ ,  $[0, 4]$
- $f(x) = \frac{3}{26}x^2$ ,  $[1, 3]$
- $f(x) = \frac{1}{x}$ ,  $[1, e]$
- $f(x) = \frac{1}{e-1}e^x$ ,  $[0, 1]$
- $f(x) = \frac{3}{2}x^2$ ,  $[-1, 1]$
- $f(x) = \frac{1}{3}x^2$ ,  $[-2, 1]$
- $f(x) = 3e^{-3x}$ ,  $[0, \infty)$
- $f(x) = 4e^{-4x}$ ,  $[0, \infty)$

Find  $k$  such that each function is a probability density function over the given interval. Then write the probability density function.

- $f(x) = kx$ ,  $[2, 5]$
- $f(x) = kx$ ,  $[1, 4]$
- $f(x) = kx^2$ ,  $[-1, 1]$
- $f(x) = kx^2$ ,  $[-2, 2]$
- $f(x) = k$ ,  $[1, 7]$
- $f(x) = k$ ,  $[3, 9]$
- $f(x) = k(2-x)$ ,  $[0, 2]$
- $f(x) = k(4-x)$ ,  $[0, 4]$
- $f(x) = \frac{k}{x}$ ,  $[1, 3]$
- $f(x) = \frac{k}{x}$ ,  $[1, 2]$
- $f(x) = ke^x$ ,  $[0, 3]$
- $f(x) = ke^x$ ,  $[0, 2]$

- A dart is thrown at a number line in such a way that it always lands in the interval  $[0, 10]$ . Let  $x$  represent the number that the dart hits. Suppose that the probability density function for  $x$  is given by

$$f(x) = \frac{1}{50}x, \quad \text{for } 0 \leq x \leq 10.$$

- Find  $P(2 \leq x \leq 6)$ , the probability that the dart lands in  $[2, 6]$ .
- Interpret your answer to part (a).

- In Exercise 25, suppose that the dart always lands in the interval  $[0, 5]$ , and that the probability density function for  $x$  is given by

$$f(x) = \frac{3}{125}x^2, \quad \text{for } 0 \leq x \leq 5.$$

- Find  $P(1 \leq x \leq 4)$ , the probability that the dart lands in  $[1, 4]$ .
- Interpret your answer to part (a).

- A number  $x$  is selected at random from the interval  $[4, 20]$ . The probability density function for  $x$  is given by

$$f(x) = \frac{1}{16}, \quad \text{for } 4 \leq x \leq 20.$$

Find the probability that a number selected is in the subinterval  $[9, 20]$ .

- A number  $x$  is selected at random from the interval  $[5, 29]$ . The probability density function for  $x$  is given by

$$f(x) = \frac{1}{24}, \quad \text{for } 5 \leq x \leq 29.$$

Find the probability that a number selected is in the subinterval  $[14, 29]$ .

### APPLICATIONS

#### Business and Economics

- Transportation planning.** Refer to Example 10. A transportation planner determines that the average distance between cars on a certain highway is 100 ft. What is the

probability that the distance between two successive cars, chosen at random, is 40 ft or less?

30. **Transportation planning.** Refer to Example 10. A transportation planner determines that the average distance between cars on a certain highway is 200 ft. What is the probability that the distance between two successive cars, chosen at random, is 10 ft or less?

31. **Duration of a phone call.** A telephone company determines that the duration  $t$ , in minutes, of a phone call is an exponentially distributed random variable with a probability density function

$$f(t) = 2e^{-2t}, \quad 0 \leq t < \infty.$$

Find the probability that a phone call will last no more than 5 min.

32. **Duration of a phone call.** Referring to Exercise 31, find the probability that a phone call will last no more than 2 min.

33. **Time to failure.** The *time to failure*,  $t$ , in hours, of a machine is often exponentially distributed with a probability density function

$$f(t) = ke^{-kt}, \quad 0 \leq t < \infty,$$

where  $k = 1/a$  and  $a$  is the average amount of time that will pass before a failure occurs. Suppose that the average amount of time that will pass before a failure occurs is 100 hr. What is the probability that a failure will occur in 50 hr or less?

34. **Reliability of a machine.** The *reliability* of the machine (the probability that it will work) in Exercise 33 is defined as

$$R(T) = 1 - \int_0^T 0.01e^{-0.01t} dt,$$

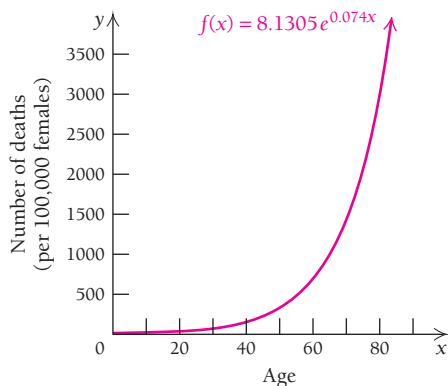
where  $R(T)$  is the reliability at time  $T$ . Write  $R(T)$  without using an integral.

### Life and Physical Sciences

35. **Mortality rate.** For every 100,000 females in the United States of any age  $x$  between 1 and 85, the number that died in 2003 can be approximated by the function

$$f(x) = 8.1305e^{0.074x}.$$

(Source: Centers for Disease Control and Prevention.)

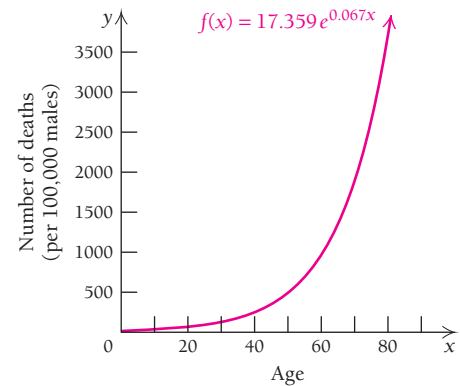


- a) Find a value  $k$  to make the function  $kf(x)$  a probability density function.  
 b) Use your answer from part (a) to approximate the probability that a female aged 1 through 85 who died in 2003 was between 25 and 40 years old.

36. **Mortality rate.** For every 100,000 males in the United States of any age  $x$  between 1 and 85, the number that died in 2003 can be approximated by the function

$$f(x) = 17.359e^{0.067x}.$$

(Source: Centers for Disease Control and Prevention.)




- a) Find a value  $k$  to make the function  $kf(x)$  a probability density function.  
 b) Use your answer from part (a) to approximate the probability that a male aged 1 through 85 who died in 2003 was between 20 and 30 years old.

### Social Sciences

37. **Time in a maze.** In a psychology experiment, the time  $t$ , in seconds, that it takes a rat to learn its way through a maze is an exponentially distributed random variable with the probability density function

$$f(t) = 0.02e^{-0.02t}, \quad 0 \leq t < \infty.$$

Find the probability that a rat will learn its way through a maze in 150 sec or less.



The time that it takes a rat to learn its way through a maze is an exponentially distributed random variable.

38. **Time in a maze.** Using the situation and the equation in Exercise 37, find the probability that a rat will learn its way through the maze in 50 sec or less.




**SYNTHESIS**

- 39. The function  $f(x) = x^3$  is a probability density function over  $[0, b]$ . What is  $b$ ?
- 40. The function  $f(x) = 12x^2$  is a probability density function over  $[-a, a]$ . What is  $a$ ?
- 41. Use your answer to Exercise 37 to find the probability that a rat requires more than 150 sec to learn its way through the maze.
- 42. **The birthday problem.** Assume that birthdays are uniformly distributed throughout the year and that February 29 is omitted from consideration. The probability of at least one shared birthday (month and day only) among  $n$  randomly chosen people is

$$P(n) = 1 - \left( \frac{364 \cdot 363 \cdot 362 \cdots (366 - n)}{365^{n-1}} \right).$$

For example, in a group of 10 people the probability of at least one shared birthday is

$$P(10) = 1 - \left( \frac{364 \cdot 363 \cdot 362 \cdots 356}{365^9} \right) = 0.117.$$

- a) Verify the claim made at the start of this section that the probability that two people in a group of 30 have the same birthday is about 70%.
- b) How many people are required to make the probability that two of them share a birthday greater than 50%?
-  c) How many people are in your calculus class? What is the probability of at least one shared birthday among you and your classmates? Test your calculation experimentally.

**TECHNOLOGY CONNECTION**



43–54. Verify Property 2 of the definition of a probability density function for each of the functions in Exercises 1–12.

**Answers to Quick Checks**

- 1. (a)  $\frac{4}{52}$  or  $\frac{1}{13}$ ; (b)  $\frac{13}{52}$  or  $\frac{1}{4}$ ; (c)  $\frac{1}{52}$  2. (a)  $\frac{13}{20}$ ; (b)  $\frac{16}{20}$  or  $\frac{4}{5}$
- 3.  $\int_1^{16} \frac{3}{14} \sqrt{x} dx = \frac{3}{14} \left[ \frac{2}{3} x^{3/2} \right]_1^{16} = \frac{3}{14} \left( \frac{16}{3} - \frac{2}{3} \right) = 1$ ;  
 $g(x) \geq 0$  on  $[1, 4]$
- 4. (a) 0.57; (b) 0.25
- 5.  $k = 0.7982$ ;  $g(x) = \frac{0.7982}{x}$ , for  $2 \leq x \leq 7$
- 6. 0.34375 7. (a) 0.181; (b) 0.318; (c) 0.889; (d) 0.053

# 5.5

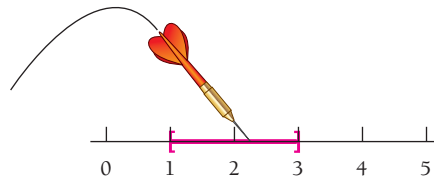
**OBJECTIVES**

- Find  $E(x)$ ,  $E(x^2)$ , the mean, the variance, and the standard deviation.
- Evaluate normal distribution probabilities using a table.
- Calculate percentiles for a normal distribution.

## Probability: Expected Value; The Normal Distribution

### Expected Value

Let's again consider throwing a dart at a number line in such a way that it always lands in the interval  $[1, 3]$ . This time we assume a uniform distribution so that it is equally likely that the dart will land anywhere in the interval.



Suppose that we throw the dart at the line 100 times and keep track of the numbers it hits. Then we calculate the arithmetic mean (or average)  $\bar{x}$  of all these numbers:

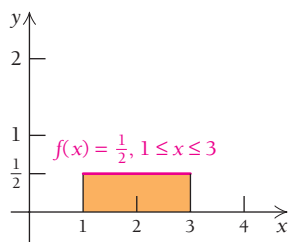
$$\bar{x} = \frac{x_1 + x_2 + x_3 + \cdots + x_{100}}{100} = \frac{\sum_{i=1}^{100} x_i}{100} = \sum_{i=1}^{100} x_i \cdot \frac{1}{100}.$$

Assuming that the  $x_i$ 's are uniformly distributed over  $[1, 3]$ , as shown to the left,

$$\sum_{i=1}^n x_i \cdot \frac{1}{n}, \text{ or } \sum_{i=1}^n \left( x_i \cdot \frac{1}{2} \right) \frac{2}{n}, \text{ Note that the interval width is 2.}$$

is analogous to

$$\int_1^3 x \cdot f(x) dx,$$



where  $f(x) = 1/2$  is a probability density function for  $x$ . Because the width of  $[1, 3]$  is 2, we can regard  $2/n$  as  $\Delta x$ . The probability density function gives a “weight” to  $x$ . We add all the values of

$$\left(x_i \cdot \frac{1}{2}\right) \left(\frac{2}{n}\right)$$

when we find  $\sum_{i=1}^n \left(x_i \cdot \frac{1}{2}\right) \left(\frac{2}{n}\right)$ . Similarly, we add all the values of

$$(x \cdot f(x))(\Delta x)$$

when we find  $\int_1^3 x \cdot f(x) dx$ :

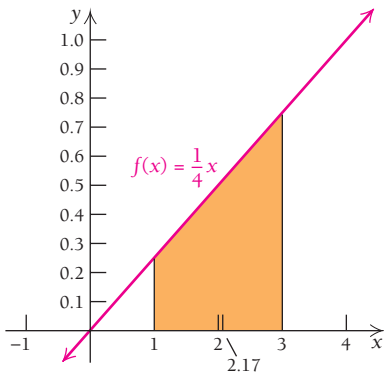
$$\int_1^3 x \cdot \frac{1}{2} dx = \frac{1}{2} \left[ \frac{x^2}{2} \right]_1^3 = \frac{1}{4} [3^2 - 1^2] = 2.$$

This result, representing the average value of the distribution, is not surprising, since the distribution is uniform and centered around 2. Although the average of 100 dart throws may not be 2, as  $n \rightarrow \infty$ , we will have  $\bar{x} \rightarrow 2$ .

Suppose that we use the probability density function  $f(x) = \frac{1}{4}x$  over the interval  $[1, 3]$ . As we can see from the graph, this function gives more “weight” to the right side of the interval than to the left. Perhaps more points are awarded if a dart lands on the right. Then we have

$$\begin{aligned} \int_1^3 x \cdot f(x) dx &= \int_1^3 x \cdot \frac{1}{4}x dx \\ &= \frac{1}{4} \int_1^3 x^2 dx \\ &= \frac{1}{4} \left[ \frac{x^3}{3} \right]_1^3 \\ &= \frac{1}{12} (3^3 - 1^3) = \frac{26}{12} \approx 2.17. \end{aligned}$$

Suppose that we continue to throw the dart and compute averages. The more times we throw the dart, the closer we expect the averages to come to 2.17.



### DEFINITION

Let  $x$  be a continuous random variable over the interval  $[a, b]$  with probability density function  $f$ . The **expected value** of  $x$  is defined by

$$E(x) = \int_a^b x \cdot f(x) dx.$$

The concept of the expected value of a random variable can be generalized to functions of the random variable. Suppose that  $y = g(x)$  is a function of the random variable  $x$ . Then we have the following.

**DEFINITION**

The **expected value** of  $g(x)$  is defined by

$$E(g(x)) = \int_a^b g(x) \cdot f(x) dx,$$

where  $f$  is a probability density function for  $x$ .

■ **EXAMPLE 1** Given the probability density function

$$f(x) = \frac{1}{2}x, \quad \text{over } [0, 2],$$

find  $E(x)$  and  $E(x^2)$ .

**Solution**

$$\begin{aligned} E(x) &= \int_0^2 x \cdot \frac{1}{2}x dx = \int_0^2 \frac{1}{2}x^2 dx \\ &= \frac{1}{2} \left[ \frac{x^3}{3} \right]_0^2 = \frac{1}{6} \left[ x^3 \right]_0^2 \\ &= \frac{1}{6} (2^3 - 0^3) \\ &= \frac{1}{6} \cdot 8 = \frac{4}{3}; \end{aligned}$$

$$\begin{aligned} E(x^2) &= \int_0^2 x^2 \cdot \frac{1}{2}x dx = \int_0^2 \frac{1}{2}x^3 dx = \frac{1}{2} \left[ \frac{x^4}{4} \right]_0^2 \\ &= \frac{1}{8} \left[ x^4 \right]_0^2 = \frac{1}{8} (2^4 - 0^4) \\ &= \frac{1}{8} \cdot 16 = 2 \end{aligned}$$

► **Quick Check 1**

Given the probability density function

$$f(x) = \frac{1}{2} - \frac{1}{8}x, \quad \text{over } [0, 4],$$

find  $E(x)$  and  $E(x^2)$ .

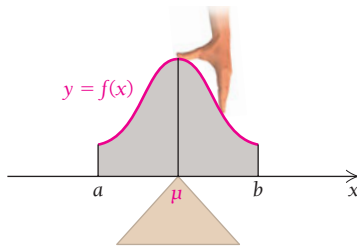
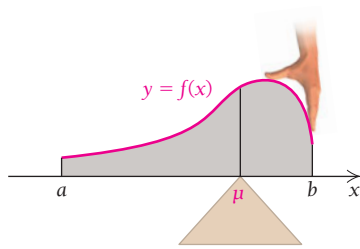
◀ **Quick Check 1**

**DEFINITION**

The **mean**,  $\mu$ , of a continuous random variable  $x$  is defined to be  $E(x)$ . That is,

$$\mu = E(x) = \int_a^b xf(x) dx,$$

where  $f$  is a probability density function for  $x$  defined over  $[a, b]$ . (The symbol  $\mu$  is the lowercase Greek letter *mu*.)



We can get a physical idea of the mean of a random variable by pasting the graph of the probability density function on cardboard and cutting out the area under the curve over the interval  $[a, b]$ . Then we try to find a balance point on the  $x$ -axis. That balance point is the mean,  $\mu$ .

## Variance and Standard Deviation

Because two very different distributions can have the same mean, it is useful to have a second statistic that serves as a measure of how the data in a distribution are spread out. Statistics that provide such a measure are the *variance* and (especially) the *standard deviation* of a distribution. A full derivation of how these statistics were developed is beyond the scope of this book.

### DEFINITION

The **variance**,  $\sigma^2$ , of a continuous random variable  $x$ , defined on  $[a, b]$ , with probability density function  $f$ , is

$$\begin{aligned}\sigma^2 &= E(x^2) - \mu^2 \\ &= E(x^2) - [E(x)]^2 \\ &= \int_a^b x^2 f(x) dx - \left[ \int_a^b x f(x) dx \right]^2.\end{aligned}$$

The **standard deviation**,  $\sigma$ , of a continuous random variable is defined as

$$\sigma = \sqrt{\text{variance}}.$$

(The symbol  $\sigma$  is the lowercase Greek letter *sigma*.)

### EXAMPLE 2

Given the probability density function

$$f(x) = \frac{1}{2}x, \quad \text{over } [0, 2],$$

find the mean, the variance, and the standard deviation.

**Solution** From Example 1, we have  $E(x) = \frac{4}{3}$  and  $E(x^2) = 2$ . Thus,

$$\begin{aligned}\text{mean} &= \mu = E(x) = \frac{4}{3}, \\ \text{variance} &= \sigma^2 = E(x^2) - [E(x)]^2 \\ &= 2 - \left(\frac{4}{3}\right)^2 = 2 - \frac{16}{9} \\ &= \frac{18}{9} - \frac{16}{9} = \frac{2}{9}; \\ \text{standard deviation} &= \sigma = \sqrt{\frac{2}{9}} \\ &= \frac{1}{3}\sqrt{2} \approx 0.47.\end{aligned}$$

#### Quick Check 2

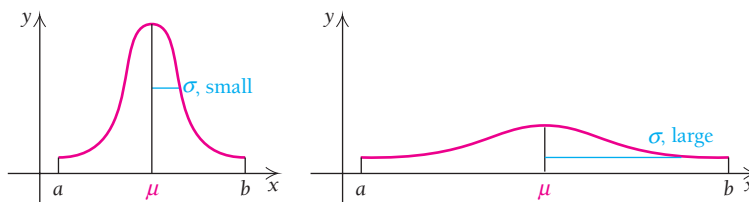
Given the probability density function

$$f(x) = \frac{1}{2} - \frac{1}{8}x, \quad \text{over } [0, 4],$$

find the mean, the variance and the standard deviation.

#### Quick Check 2

Loosely speaking, the standard deviation is a measure of how closely bunched the graph of  $f$  is, that is, how far the points on  $f$  are, on average, from the line  $x = \mu$ , as indicated below.



## The Normal Distribution

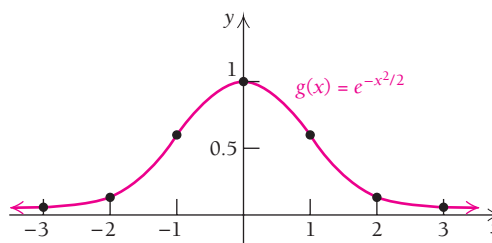
Suppose that the average score on a test is 70. Usually there are about as many scores above the average as there are below the average; and the farther away from the average a particular score is, the fewer people there are who get that score. On this test, it is probable that more people scored in the 80s than in the 90s, and more people scored in the 60s than in the 50s. Test scores, heights of human beings, and weights of human beings are all examples of random variables that are often *normally* distributed.

Consider the function

$$g(x) = e^{-x^2/2}, \text{ over the interval } (-\infty, \infty).$$

This function has the entire set of real numbers as its domain. Its graph is the bell-shaped curve shown below. We can find function values by using a calculator:

$x$	$g(x)$
0	1
1	0.6
2	0.1
3	0.01
-1	0.6
-2	0.1
-3	0.01



This function has an antiderivative, but that antiderivative has no basic integration formula. Nevertheless, it can be shown that the improper integral converges over the interval  $(-\infty, \infty)$  to a number given by

$$\int_{-\infty}^{\infty} e^{-x^2/2} dx = \sqrt{2\pi}.$$

That is, although an elementary expression for the antiderivative cannot be found, there is a numerical value for the improper integral evaluated over the set of real numbers. Note that since the area is not 1, the function  $g$  is not a probability density function, but the following function is:

$$f(x) = \frac{1}{\sqrt{2\pi}} e^{-x^2/2}.$$

### TECHNOLOGY CONNECTION

#### Exploratory

Use a graphing calculator or iPlot to confirm that

$$\int_{-\infty}^{\infty} e^{-x^2/2} dx = \sqrt{2\pi},$$

letting  $y_1 = e^{-x^2/2}$ .

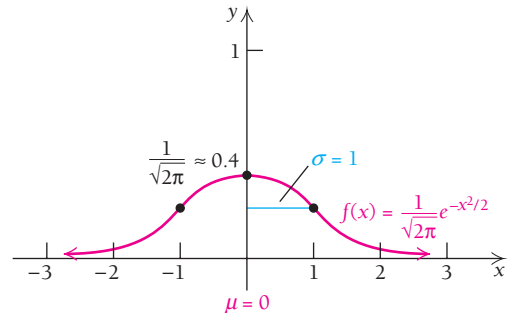
1. Set the limits of integration at  $-2$  and  $2$ .
2. Repeat, setting the limits at  $-3$  and  $3$ .
3. Compare your results with  $\sqrt{2\pi} \approx 2.507$ .

**DEFINITION**

A continuous random variable  $x$  has a **standard normal distribution** if its probability density function is

$$f(x) = \frac{1}{\sqrt{2\pi}} e^{-x^2/2}, \quad \text{over } (-\infty, \infty).$$

This standard normal distribution has a mean of 0 and a standard deviation of 1. Its graph follows.



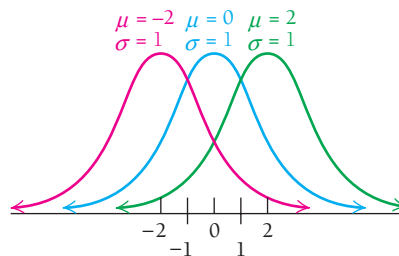
The general case is defined as follows.

**DEFINITION**

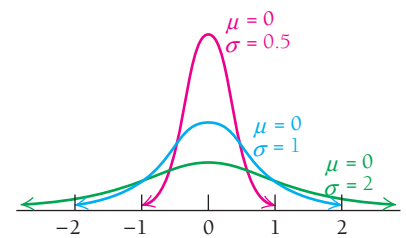
A continuous random variable  $x$  is **normally distributed** with mean  $\mu$  and standard deviation  $\sigma$  if its probability density function is given by

$$f(x) = \frac{1}{\sigma\sqrt{2\pi}} e^{-(1/2)[(x-\mu)/\sigma]^2}, \quad \text{over } (-\infty, \infty).$$

The graph of any normal distribution is a transformation of the graph of the standard normal distribution. This can be shown by translating the graph of a normal distribution along the  $x$ -axis and adjusting how tightly clustered the graph is about the mean. Some examples follow.



Normal distributions with same standard deviations but different means



Normal distributions with same means but different standard deviations

**TECHNOLOGY CONNECTION****Exploratory**

Use a graphing calculator or iPlot to approximate

$$\int_{-b}^b \frac{1}{\sqrt{2\pi}} e^{-x^2/2} dx$$

for  $b = 10, 100,$  and  $1000$ . What does this suggest about

$$\int_{-\infty}^{\infty} \frac{1}{\sqrt{2\pi}} e^{-x^2/2} dx?$$

This is a way to verify part of the assertion that

$$f(x) = \frac{1}{\sqrt{2\pi}} e^{-x^2/2}$$

is a probability density function. Use a similar approximation procedure to show that the mean is 0 and the standard deviation is 1.

The normal distribution is extremely important in statistics; it underlies much of the research in the behavioral and social sciences. Because of this, tables of approximate values of the definite integral of the standard normal distribution have been prepared using numerical approximation methods like the Trapezoidal Rule given in Exercise Set 4.1. Table A at the back of the book (p. 621) is such a table. It contains values of

$$P(0 \leq x \leq z) = \int_0^z \frac{1}{\sqrt{2\pi}} e^{-x^2/2} dx.$$

The symmetry of the graph of this function about the mean allows many types of probabilities to be computed from the table. Some involve addition or subtraction of areas.

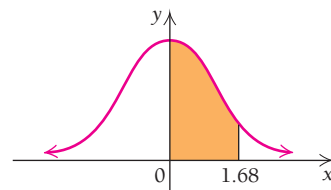
**EXAMPLE 3** Let  $x$  be a continuous random variable with a standard normal distribution. Using Table A at the back of the book, find each of the following.

- a)  $P(0 \leq x \leq 1.68)$                       b)  $P(-0.97 \leq x \leq 0)$   
 c)  $P(-2.43 \leq x \leq 1.01)$                 d)  $P(1.90 \leq x \leq 2.74)$   
 e)  $P(-2.98 \leq x \leq -0.42)$               f)  $P(x \geq 0.61)$

**Solution**

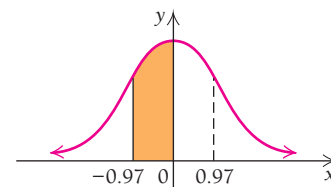
- a)  $P(0 \leq x \leq 1.68)$  is the area bounded by the standard normal curve and the lines  $x = 0$  and  $x = 1.68$ . We look this up in Table A by going down the left column to 1.6, then moving to the right to the column headed 0.08. There we read 0.4535. Thus,

$$P(0 \leq x \leq 1.68) = 0.4535.$$

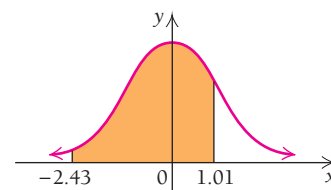


- b) Because of the symmetry of the graph,

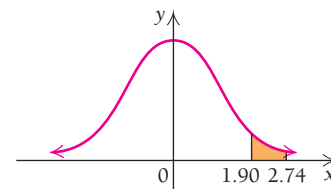
$$\begin{aligned} P(-0.97 \leq x \leq 0) &= P(0 \leq x \leq 0.97) \\ &= 0.3340. \end{aligned}$$



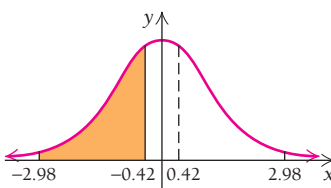
- c)  $P(-2.43 \leq x \leq 1.01)$   
 $= P(-2.43 \leq x \leq 0) + P(0 \leq x \leq 1.01)$   
 $= P(0 \leq x \leq 2.43) + P(0 \leq x \leq 1.01)$   
 $= 0.4925 + 0.3438$   
 $= 0.8363$



- d)  $P(1.90 \leq x \leq 2.74)$   
 $= P(0 \leq x \leq 2.74) - P(0 \leq x \leq 1.90)$   
 $= 0.4969 - 0.4713$   
 $= 0.0256$



- e)  $P(-2.98 \leq x \leq -0.42)$   
 $= P(0.42 \leq x \leq 2.98)$   
 $= P(0 \leq x \leq 2.98) - P(0 \leq x \leq 0.42)$   
 $= 0.4986 - 0.1628$   
 $= 0.3358$



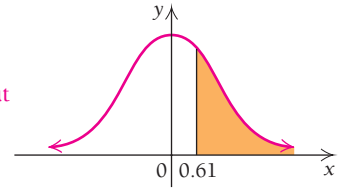
**Quick Check 3**

Let  $x$  be a continuous random variable with a standard normal distribution. Using Table A, find each of the following.

- a)  $P(-1 \leq x \leq \frac{1}{2})$
- b)  $P(x \leq -0.77)$
- c)  $P(x \geq \frac{2}{5})$

$$\begin{aligned} \text{f) } P(x \geq 0.61) &= P(x \geq 0) - P(0 \leq x \leq 0.61) \\ &= 0.5000 - 0.2291 \\ &= 0.2709 \end{aligned}$$

Because of the symmetry about the line  $x = 0$ , half the area is on each side of the line, and since the entire area is 1, we have  $P(x \geq 0) = 0.5000$ .



**Quick Check 3**

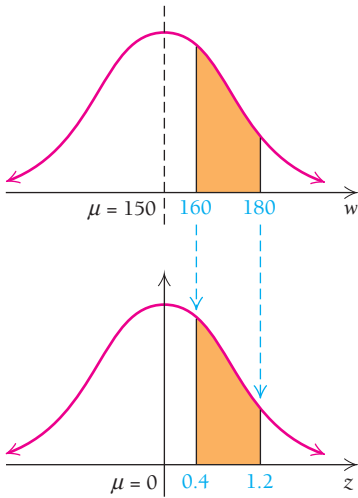
For most normal distributions,  $\mu \neq 0$  and  $\sigma \neq 1$ . It would be a hopeless task to make tables for all values of the mean  $\mu$  and the standard deviation  $\sigma$ . For any normal distribution, the transformation

$$z = \frac{x - \mu}{\sigma}$$

standardizes the distribution, since  $(x - \mu)/\sigma$  is a measure of how many standard deviations  $x$  is from  $\mu$ . Subtracting  $\mu$  from all  $x$ -values and then dividing by  $\sigma$  preserves the order of the  $x$ -values while permitting the use of Table A. Such converted values are called  $z$ -scores, or  $z$ -values.

$$P(a \leq x \leq b) = P\left(\frac{a - \mu}{\sigma} \leq z \leq \frac{b - \mu}{\sigma}\right),$$

and this last probability can be found using Table A.



**EXAMPLE 4** The weights,  $w$ , of the students in a calculus class are normally distributed with a mean,  $\mu$ , of 150 lb and a standard deviation,  $\sigma$ , of 25 lb. Find the probability that the weight of a student in the class is between 160 lb and 180 lb.

**Solution** We first standardize the weights:

$$\begin{aligned} 180 \text{ is standardized to } \frac{b - \mu}{\sigma} &= \frac{180 - 150}{25} = 1.2; \\ 160 \text{ is standardized to } \frac{a - \mu}{\sigma} &= \frac{160 - 150}{25} = 0.4. \end{aligned}$$

These  $z$ -values measure the distance of  $w$  from  $\mu$  in terms of  $\sigma$ .

Then we have

$$\begin{aligned} P(160 \leq w \leq 180) &= P(0.4 \leq z \leq 1.2) \\ &= P(0 \leq z \leq 1.2) - P(0 \leq z \leq 0.4) \\ &= 0.3849 - 0.1554 \\ &= 0.2295. \end{aligned}$$

Now we can use Table A.

Thus, the probability that the weight of a student in that class is 160 lb to 180 lb is 0.2295. That is, about 23% of the students weigh between 160 lb and 180 lb.

**Quick Check 4**

**Quick Check 4**

Referring to Example 4, find the probability of each of the following.

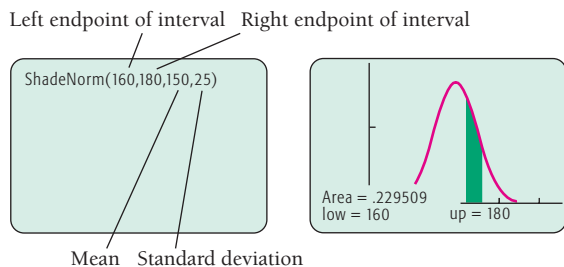
- a) The weight of a student is below 165 lb.
- b) The weight of a student is between 135 lb and 155 lb.
- c) The weight of a student is above 175 lb.



TECHNOLOGY CONNECTION 

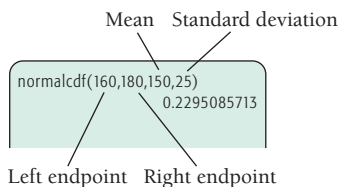
## Statistics on a Calculator

It is possible to use a TI-83/84 Plus to make an approximation of the probability in Example 4 without performing a standard conversion, using Table A, or entering the normal probability density function. We first select an appropriate window,  $[0, 300, -0.002, 0.02]$ , with  $Xscl = 50$  and  $Yscl = 0.01$ . Next, we use the **ShadeNorm** command, which we find by pressing **2ND** **DISTR** **▸** **ENTER**. We enter the values as shown and press **ENTER**. (If necessary, the **ClearDraw** option on the **DRAW** menu can be used to clear the graph.)



The area is shaded and given as 0.229509, or about 23%.

Alternatively, the probability can be calculated directly by pressing **2ND** and **DISTR** and selecting **normalcdf**. The values are entered as shown:



Open-ended intervals can be handled by selecting a “distant” value for the open end. For example, if we want to

know the probability that a student weighs less than 145 lb, we can use 0 as the left endpoint:

```
normalcdf(0,145,150,25)
0.4207403112
```

If we want to know the probability that a student weighs more than 160 lb, we can use 300 as the right endpoint:

```
normalcdf(160,300,150,25)
0.3445783019
```

For cases involving an open-ended (infinite) bound, a rule of thumb is to set that bound at a value approximately five standard deviations below or above the mean. This will give areas that are accurate to over six decimal places.

## EXERCISES

- The weights of the students in a calculus class are normally distributed with mean  $\mu = 150$  lb and standard deviation  $\sigma = 25$  lb.
  - What is the probability that a student's weight is from 125 lb to 170 lb?
  - What is the probability that a student's weight is greater than 200 lb?
- SAT scores.** In a recent year, combined SAT reading and math scores were normally distributed with mean  $\mu = 1020$  and standard deviation  $\sigma = 140$ .
  - What percentage of the scores were between 400 and 900?
  - What percentage of the scores were above 840?

## Percentiles

Suppose you take an exam and score better than 85% of all the students taking that exam. We say that your score is in the 85th percentile. This leads us to the definition of *percentile*:

## DEFINITION

If  $x$  is a continuous random variable and  $f$  is a probability density function over an interval  $[a, b]$ , the  $p$ th percentile is a value  $c$ , with  $a < c < b$ , such that

$$\frac{p}{100} = \int_a^c f(x) dx.$$

Note that  $p/100$  is an area; that is, we can interpret percentiles as areas. The factor 100 converts the value of the area into a value between 0 and 1.00. For the standard normal distribution, the value  $c$  is the standard deviation, which is denoted by the variable  $z$ .

**EXAMPLE 5** For the standard normal distribution, with  $\mu = 0$  and  $\sigma = 1$ , determine the percentile corresponding to each of the following  $z$ -values.

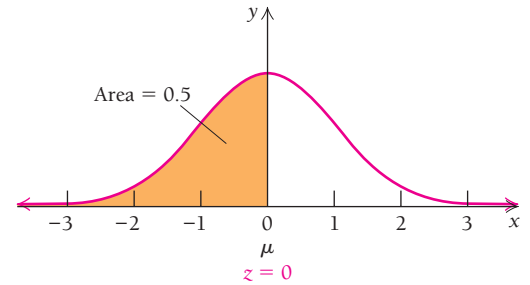
a)  $z = 0$

b)  $z = -1.75$

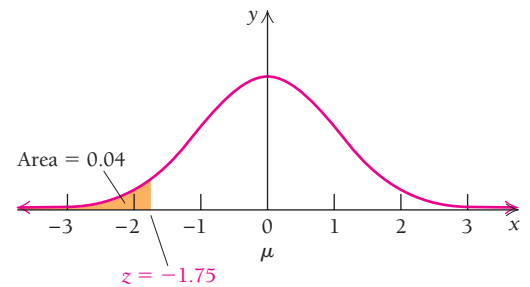
c)  $z = 2.25$

**Solution**

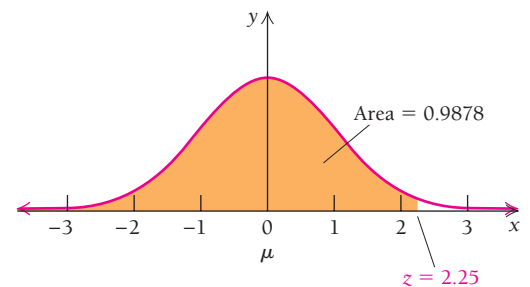
a) The percentile corresponding to  $z = 0$  is the area under the curve shown at the right from  $-\infty$  to 0 (i.e., to the left of 0). This is half of the total area of the standard normal distribution. Thus, a  $z$ -value of 0 corresponds to the 50th percentile: a score exactly at the mean is higher than 50% of all other scores.



b) We use Table A to determine the area from 0 to 1.75, which is 0.4599. By symmetry, the area between  $-1.75$  and 0 is also 0.4599. Since the area from  $-\infty$  to 0 is 0.5, to get the area from  $-\infty$  to  $-1.75$ , we subtract:  $0.5 - 0.4599 = 0.0401$ . Therefore, a  $z$ -value of  $-1.75$  corresponds to the 4th percentile (rounded).



c) Table A shows that the area from 0 to 2.25 is 0.4878. We add this to 0.5, so the total area from  $-\infty$  to 2.25 is 0.9878. A  $z$ -value of 2.25 corresponds to the 98.78th percentile.

**Quick Check 5**

For the standard normal distribution, with  $\mu = 0$  and  $\sigma = 1$ , determine the percentile corresponding to each of the following  $z$ -values.


a)  $z = -1$

b)  $z = 0.25$

c)  $z = 2.8$

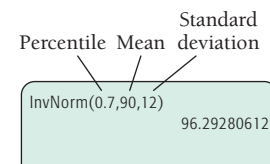
**Quick Check 5****TECHNOLOGY CONNECTION****Percentiles on a Calculator**

On the TI-83 Plus and TI-84 Plus calculators,  $z$ -values can be determined for percentiles of the standard normal distribution ( $\mu = 0$  and  $\sigma = 1$ ). Press **2ND** and **DISTR** and select InvNorm. Enter the percentile as a decimal between 0 and 1, and press **ENTER**. The result is the  $z$ -value that corresponds to the given percentile. For example, the  $z$ -value that corresponds to the 70th percentile is 0.524.



For any mean and standard deviation, the  $x$ -value can be found directly by entering the percentile, followed by the given mean and standard deviation, separated by commas. For example, if the mean is  $\mu = 90$  and the standard deviation is  $\sigma = 12$ , then the  $x$ -value that corresponds to the 70th percentile is 96.293.

tion is  $\sigma = 12$ , then the  $x$ -value that corresponds to the 70th percentile is 96.293.

**EXERCISES**

Use InvNorm to find the  $x$ -values for the given percentiles.

1. 50th percentile,  $\mu = 0, \sigma = 1$

2. 25th percentile,  $\mu = 0, \sigma = 1$

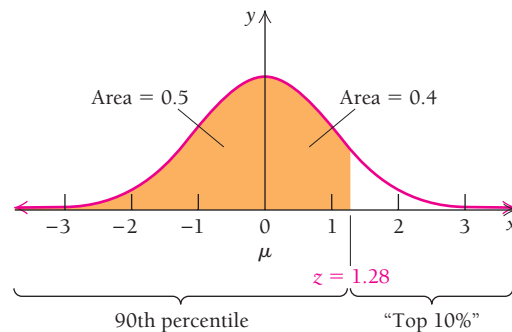
3. 95th percentile,  $\mu = 5, \sigma = 3$

4. 3rd percentile,  $\mu = 10, \sigma = 4$

5. 58.45th percentile,  $\mu = 100, \sigma = 15$

**EXAMPLE 6** A large class takes an exam, and the students' scores are normally distributed; the mean score is  $\mu = 72$ , and the standard deviation is  $\sigma = 4.5$ . The professor curves the grading scale so that anyone who scored in the top 10% receives an A. What is the minimum score needed to get an A?

**Solution** The top 10% corresponds to the 90th percentile. We need to determine the  $z$ -value that corresponds to an area of 0.9. From Table A, we see that an area of 0.4 is achieved when  $z = 1.28$  (with rounding). Therefore, when the area of 0.5 of the left half of the distribution is included, we see that a  $z$ -value of 1.28 corresponds to the 90th percentile.



### Quick Check 6

Speeds along a stretch of highway are normally distributed and have a mean of  $\mu = 59$  mph with a standard deviation of  $\sigma = 8$ . A policeman will issue a speeding citation to any driver whose speed is in the top 2% of this distribution. What is the minimum speed that will get a driver a citation?

We use the transformation formula to determine the  $x$ -value (test score) that corresponds to  $z = 1.28$ :

$$1.28 = \frac{x - 72}{4.5}$$

$$5.76 = x - 72 \quad \text{Multiplying both sides by 4.5}$$

$$x = 77.76.$$

Therefore, a score of 78 (rounded) is the minimum score needed to get an A.

### Quick Check 6

Curving the grading scale is a common technique to base grades on the collective performance of a group (the entire class, in Example 6). It is considered to be a competitive grading system, in which each student competes against fellow students for a good grade, as opposed to a noncompetitive system, in which a grade is based on a raw percentage. Many standardized exams such as the SAT and the GRE use competitive grading: your standing is based on your percentile.

**EXAMPLE 7 Business: Quality Control.** Bottles of cola are to contain a volume with a mean of 591 mL, but some variation is expected. Any bottle at or below the 20th percentile of the volume distribution is rejected. Suppose we know that a bottle that contains 593 mL of cola is in the 65th percentile. What is the smallest volume that will be accepted? Assume that the volumes are normally distributed.

**Solution** We are not given the standard deviation, but we can determine it from the given information. Since we know that a bottle with 593 mL is in the 65th percentile, we need to determine a  $z$ -value that corresponds to the 65th percentile. Table A shows that the area from 0 to 0.385 (interpolated) is 0.15, which we add to the 0.5 from the



left half of the distribution. Therefore,  $z = 0.385$ . We use the transformation formula to solve for  $\sigma$ , with  $x = 593$  and  $\mu = 591$ :

$$\begin{aligned} 0.385 &= \frac{593 - 591}{\sigma} \\ 0.385 &= \frac{2}{\sigma} \\ \sigma &= \frac{2}{0.385} = 5.19. \quad \text{Solving for } \sigma \end{aligned}$$

We now determine the  $z$ -value that corresponds to the 20th percentile. Table A shows that the area from 0 to 0.84 is 0.3, so, by symmetry, the area from  $-0.84$  to 0 is also 0.3. Therefore, the area to the left of  $-0.84$  is 0.2. The 20th percentile corresponds to a  $z$ -value of  $-0.84$ . We now solve for the  $x$ -value that corresponds to this  $z$ -value:

$$\begin{aligned} 0.84 &= \frac{x - 591}{5.19} \\ -4.46 &= x - 591 \quad \text{Multiplying both sides by 5.19} \\ x &= 586.6. \quad \text{Adding 591} \end{aligned}$$

Rounding, we conclude that any bottle containing 586 mL of cola or less is rejected and any bottle containing 587 mL or greater is accepted.

### Quick Check 7

High school students take a state-wide exam, and anyone scoring in the top 15% is awarded a scholarship for college. The scores are normally distributed, with a mean of  $\mu = 79$ . Your friend scored 87, which was in the 80th percentile, and did not get a scholarship. Your score was 91. Did you get a scholarship?

### Quick Check 7

## Section Summary

Assume that  $x$  is a continuous random variable and  $f$  is a probability density function for  $x$  on an interval  $[a, b]$ .

- The *expected value* of  $x$  is

$$E(x) = \int_a^b x \cdot f(x) \, dx.$$

- If  $g$  is a function of  $x$  on the interval  $[a, b]$ , then the expected value of  $g(x)$  is

$$E(g(x)) = \int_a^b g(x) \cdot f(x) \, dx.$$

- The mean ( $\mu$ ) is the expected value:

$$\mu = E(x) = \int_a^b x \cdot f(x) \, dx.$$

- The variance ( $\sigma^2$ ) of  $x$  is

$$\begin{aligned} \sigma^2 &= E(x^2) - \mu^2 \\ &= \int_a^b x^2 f(x) \, dx - \left[ \int_a^b x f(x) \, dx \right]^2. \end{aligned}$$

- The *standard deviation* is the square root of the variance:

$$\sigma = \sqrt{\text{variance}}.$$

It is used to describe the “spread” of the data.

- The *standard normal distribution* of  $x$  is defined by the probability density function

$$f(x) = \frac{1}{\sqrt{2\pi}} e^{-x^2/2},$$

over the interval  $(-\infty, \infty)$ , where the mean  $\mu = 0$  and the standard deviation  $\sigma = 1$ .

- The general case of a normally distributed random variable  $x$  with mean  $\mu$  and standard deviation  $\sigma$  has the probability density function

$$f(x) = \frac{1}{\sigma\sqrt{2\pi}} e^{-(1/2)[(x-\mu)/\sigma]^2},$$

over the interval  $(-\infty, \infty)$ .

- For a normal distribution, data values  $x$  are converted into  $z$ -values by the transformation formula:  $z = \frac{x - \mu}{\sigma}$ .
- The  $p$ th percentile is a value  $c$ , with  $a < c < b$ , such that

$$\frac{p}{100} = \int_a^c f(x) \, dx.$$

## EXERCISE SET

## 5.5

For each probability density function, over the given interval, find  $E(x)$ ,  $E(x^2)$ , the mean, the variance, and the standard deviation.

1.  $f(x) = \frac{1}{4}$ ,  $[3, 7]$
2.  $f(x) = \frac{1}{5}$ ,  $[3, 8]$
3.  $f(x) = \frac{1}{8}x$ ,  $[0, 4]$
4.  $f(x) = \frac{2}{9}x$ ,  $[0, 3]$
5.  $f(x) = \frac{1}{4}x$ ,  $[1, 3]$
6.  $f(x) = \frac{2}{3}x$ ,  $[1, 2]$
7.  $f(x) = \frac{3}{2}x^2$ ,  $[-1, 1]$
8.  $f(x) = \frac{1}{3}x^2$ ,  $[-2, 1]$
9.  $f(x) = \frac{1}{\ln 5} \cdot \frac{1}{x}$ ,  $[1.5, 7.5]$
10.  $f(x) = \frac{1}{\ln 4} \cdot \frac{1}{x}$ ,  $[0.8, 3.2]$

Let  $x$  be a continuous random variable with a standard normal distribution. Using Table A, find each of the following.

11.  $P(0 \leq x \leq 2.13)$
12.  $P(0 \leq x \leq 0.36)$
13.  $P(-1.37 \leq x \leq 0)$
14.  $P(-2.01 \leq x \leq 0)$
15.  $P(-1.89 \leq x \leq 0.45)$
16.  $P(-2.94 \leq x \leq 2.00)$
17.  $P(1.35 \leq x \leq 1.45)$
18.  $P(0.76 \leq x \leq 1.45)$
19.  $P(-1.27 \leq x \leq -0.58)$
20.  $P(-2.45 \leq x \leq -1.24)$
21.  $P(x \geq 3.01)$
22.  $P(x \geq 1.01)$
23. a)  $P(-1 \leq x \leq 1)$   
b) What percentage of the area is from  $-1$  to  $1$ ?
24. a)  $P(-2 \leq x \leq 2)$   
b) What percentage of the area is from  $-2$  to  $2$ ?

Let  $x$  be a continuous random variable that is normally distributed with mean  $\mu = 22$  and standard deviation  $\sigma = 5$ . Using Table A, find each of the following.

25.  $P(24 \leq x \leq 30)$
26.  $P(22 \leq x \leq 27)$
27.  $P(19 \leq x \leq 25)$
28.  $P(18 \leq x \leq 26)$

 29–46. Use a graphing calculator to do Exercises 11–28.

47. Find the following percentiles for a standard normal distribution.
  - a) 30th percentile
  - b) 50th percentile
  - c) 95th percentile
48. In a normal distribution with  $\mu = 60$  and  $\sigma = 7$ , find the  $x$ -value that corresponds to the
  - a) 35th percentile
  - b) 75th percentile
49. In a normal distribution with  $\mu = -15$  and  $\sigma = 0.4$ , find the  $x$ -value that corresponds to the
  - a) 46th percentile
  - b) 92nd percentile

50. In a normal distribution with  $\mu = 0$  and  $\sigma = 4$ , find the  $x$ -value that corresponds to the
  - a) 50th percentile
  - b) 84th percentile

## APPLICATIONS

## Business and Economics

51. **Mail orders.** The number of orders,  $N$ , received daily by an online vendor of used CDs is normally distributed with mean 250 and standard deviation 20. The company has to hire extra help or pay overtime on those days when the number of orders received is 300 or higher. What percentage of days will the company have to hire extra help or pay overtime?
52. **Bread baking.** The number of loaves of bread,  $N$ , baked each day by Fireside Bakers is normally distributed with mean 1000 and standard deviation 50. The bakery pays bonuses to its employees on those days when at least 1100 loaves are baked. What percentage of days will the bakery have to pay a bonus?

**Manufacturing.** In an automotive body-welding line, delays encountered during the manufacturing process can be modeled by various probability distributions. (Source: R. R. Inman, "Empirical Evaluation of Exponential and Independence Assumptions in Queueing Models of Manufacturing Systems," *Production and Operations Management*, Vol. 8, 409–432 (1999).)

53. The processing time for the robot has a normal distribution with mean 38.6 sec and standard deviation 1.729 sec. Find the probability that the next operation of the robot will take 40 sec or less.
54. The processing time for the automatic piercing station has a normal distribution with mean 36.2 sec and standard deviation 2.108 sec. Find the probability that the next operation of the piercing station will take between 35 and 40 sec.
55. **Test score distribution.** In 2004, combined SAT reading and math scores were normally distributed with mean 1026 and standard deviation 113. Find the SAT scores that correspond to these percentiles. (Source: [www.collegeboard.com](http://www.collegeboard.com).)
  - a) 35th percentile
  - b) 60th percentile
  - c) 92nd percentile

## General Interest

56. **Test score distribution.** The scores on a biology test are normally distributed with mean 65 and standard deviation 20. A score from 80 to 89 is a B. What is the probability of getting a B?

57. **Test score distribution.** In a large class, students' test scores had a mean of  $\mu = 76$  and a standard deviation  $\sigma = 7$ .
- The top 12% of students got an A. Find the minimum score needed to get an A (round to the appropriate integer).
  - The top 30% (excluding those who got an A) got a B. Find the minimum score needed to get a B (round to the appropriate integer).
58. **Average temperature.** Las Vegas, Nevada, has an average daily high temperature of 104 degrees in July, with a standard deviation of 6 degrees. (Source: www.wunderground.com.)
- In what percentile is a temperature of 112 degrees?
  - What temperature would be at the 67th percentile?
  - What temperature would be in the top 0.5% of all July temperatures for this location?
59. **Heights of basketball players.** Players in the National Basketball Association have a mean height of 79 in. (6 ft 7 in.). (Source: www.apbr.org.) If a basketball player who is 7 ft 2 in. tall is in the top 1% of players by height, in what percentile is a 6 ft 11 in. player?
60. **Bowling scores.** At the time this book was written, the bowling scores,  $S$ , of author Marv Bittinger (shown below) were normally distributed with mean 201 and standard deviation 23.
- Find the probability that a score is from 185 to 215, and interpret your results.
  - Find the probability that a score is from 160 to 175, and interpret your results.
  - Find the probability that a score is greater than 200, and interpret your results.



**SYNTHESIS**

For each probability density function, over the given interval, find  $E(x)$ ,  $E(x^2)$ , the mean, the variance, and the standard deviation.

- $f(x) = \frac{1}{b-a}$ , over  $[a, b]$
- $f(x) = \frac{3a^3}{x^4}$ , over  $[a, \infty)$

**Median.** Let  $x$  be a continuous random variable over  $[a, b]$  with probability density function  $f$ . Then the median of the  $x$ -values is that number  $m$  for which

$$\int_a^m f(x) dx = \frac{1}{2}$$

Find the median.

- $f(x) = \frac{1}{2}x$ ,  $[0, 2]$
  - $f(x) = ke^{-kx}$ ,  $[0, \infty)$
64.  $f(x) = \frac{3}{2}x^2$ ,  $[-1, 1]$
66. **Business: coffee production.** Suppose that the amount of coffee beans loaded into a vacuum-packed bag has a mean weight of  $\mu$  ounces, which can be adjusted on the filling machine. Suppose that the amount dispensed is normally distributed with  $\sigma = 0.2$  oz. What should  $\mu$  be set at to ensure that only 1 bag in 50 will have less than 16 oz?
67. **Business: does thy cup overflow?** Suppose that the mean amount of cappuccino,  $\mu$ , dispensed by a vending machine can be set. If a cup holds 8.5 oz and the amount dispensed is normally distributed with  $\sigma = 0.3$  oz, what should  $\mu$  be set at to ensure that only 1 cup in 100 will overflow?
68. Explain the uses of integration in the study of probability.
69. You are told that “the antiderivative of the function  $f(x) = e^{-x^2/2}$  has no basic integration formula.” Make some guesses of functions that might seem reasonable to you as antiderivatives and show why they are not.

**TECHNOLOGY CONNECTION**

70. Approximate the integral

$$\int_{-\infty}^{\infty} e^{-x^2} dx.$$

**Answers to Quick Checks**

- $E(x) = \frac{4}{3}, E(x^2) = \frac{8}{3}$
- $\mu = \frac{4}{3}, \sigma^2 = \frac{8}{9}, \sigma = \frac{\sqrt{8}}{3} \approx 0.943$
- (a) 0.533; (b) 0.221; (c) 0.345
- (a) 0.726; (b) 0.305; (c) 0.159
- (a) 15.9th percentile; (b) About 59.9th percentile; (c) 99.7th percentile
- About 75.4 mph
- Yes, you were in the 89.7th percentile.

## 5.6

## OBJECTIVE

- Find the volume of a solid of revolution.

## Volume

Consider the graph of  $y = f(x)$  in Fig. 1. If the upper half-plane is rotated about the  $x$ -axis, then each point on the graph has a circular path, and the whole graph sweeps out a certain surface, called a *surface of revolution*.

The plane region bounded by the graph, the  $x$ -axis,  $x = a$ , and  $x = b$  sweeps out a *solid of revolution*. To calculate the volume of this solid, we first approximate it as a finite sum of thin right circular cylinders, or disks (Fig. 2). We divide the interval  $[a, b]$  into equal subintervals, each of length  $\Delta x$ . Thus, the height  $h$  of each disk is  $\Delta x$  (Fig. 3). The radius of each disk is  $f(x_i)$ , where  $x_i$  is the right-hand endpoint of the subinterval that determines that disk. If  $f(x_i)$  is negative, we can use  $|f(x_i)|$ .

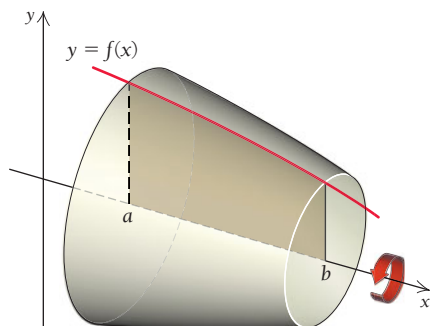


FIGURE 1

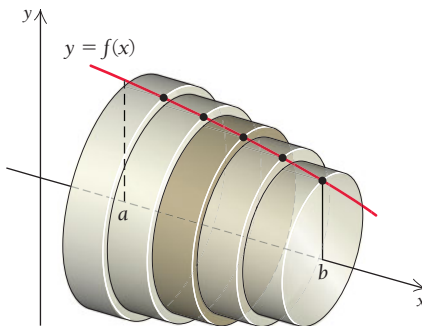


FIGURE 2

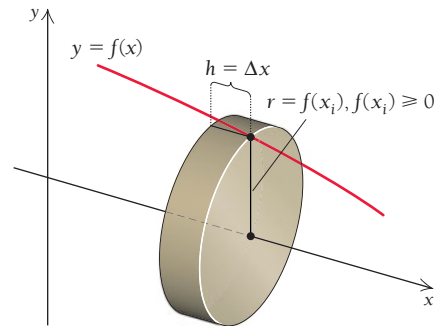


FIGURE 3

Since the volume of a right circular cylinder is given by

$$V = \pi r^2 h, \quad \text{or} \quad \text{Volume} = \text{area of the base} \cdot \text{height},$$

each of the approximating disks has volume

$$\pi |f(x_i)|^2 \Delta x = \pi [f(x_i)]^2 \Delta x. \quad \text{Squaring makes use of the absolute value unnecessary.}$$

The volume of the solid of revolution is approximated by the sum of the volumes of all the disks:

$$V \approx \sum_{i=1}^n \pi [f(x_i)]^2 \Delta x.$$

The actual volume is the limit as the thickness of the disks approaches zero, or the number of disks approaches infinity:

$$V = \lim_{n \rightarrow \infty} \sum_{i=1}^n \pi [f(x_i)]^2 \Delta x = \int_a^b \pi [f(x)]^2 dx.$$

(See Section 4.2.) That is, the volume is the value of the definite integral of the function  $y = \pi [f(x)]^2$  from  $a$  to  $b$ .

## THEOREM 2

For a continuous function  $f$  defined on  $[a, b]$ , the **volume,  $V$ , of the solid of revolution** obtained by rotating the area under the graph of  $f$  from  $a$  to  $b$  about the  $x$ -axis is given by

$$V = \int_a^b \pi [f(x)]^2 dx.$$



Explain how this could be interpreted as a solid of revolution.

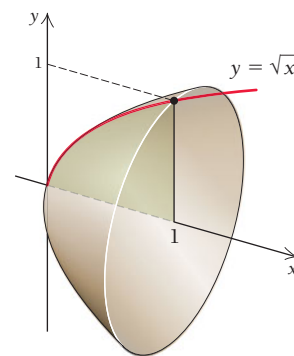
### Quick Check 1

Find the volume of the solid of revolution generated by rotating the region under the graph of  $y = x^3$  from  $x = 0$  to  $x = 2$  about the  $x$ -axis.

**EXAMPLE 1** Find the volume of the solid of revolution generated by rotating the region under the graph of  $y = \sqrt{x}$  from  $x = 0$  to  $x = 1$  about the  $x$ -axis.

### Solution

$$\begin{aligned} V &= \int_0^1 \pi [f(x)]^2 dx \\ &= \int_0^1 \pi [\sqrt{x}]^2 dx \\ &= \int_0^1 \pi x dx \\ &= \pi \left[ \frac{x^2}{2} \right]_0^1 \\ &= \frac{\pi}{2} [x^2]_0^1 \\ &= \frac{\pi}{2} (1^2 - 0^2) = \frac{\pi}{2} \end{aligned}$$



### Quick Check 1

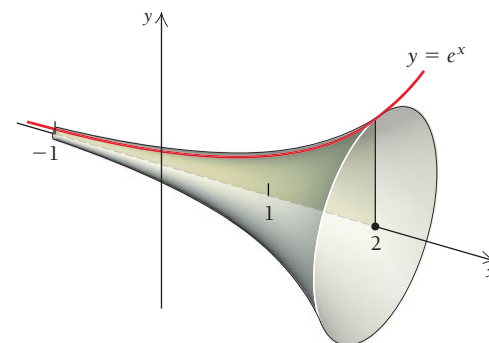
**EXAMPLE 2** Find the volume of the solid of revolution generated by rotating the region under the graph of

$$y = e^x$$

from  $x = -1$  to  $x = 2$  about the  $x$ -axis.

### Solution

$$\begin{aligned} V &= \int_{-1}^2 \pi [f(x)]^2 dx \\ &= \int_{-1}^2 \pi [e^x]^2 dx \\ &= \int_{-1}^2 \pi e^{2x} dx \\ &= \left[ \frac{\pi}{2} e^{2x} \right]_{-1}^2 \\ &= \frac{\pi}{2} [e^{2x}]_{-1}^2 \\ &= \frac{\pi}{2} (e^{2 \cdot 2} - e^{2(-1)}) \\ &= \frac{\pi}{2} (e^4 - e^{-2}) \approx 85.55 \end{aligned}$$



### Quick Check 2

Find the volume of the solid of revolution generated by rotating the region under the graph of  $y = \frac{1}{x}$  from  $x = 1$  to  $x = 3$  about the  $x$ -axis.

### Quick Check 2



■ **EXAMPLE 3 Business: Water Storage.** A city's water storage tank is in the shape of the solid of revolution generated by rotating the region under the graph of

$$f(x) = 50\sqrt{1 - \frac{x^2}{40^2}}$$

from  $x = -40$  ft to  $x = 40$  ft about the  $x$ -axis. What is the volume of this tank?

**Solution** The tank's shape is called an *oblate spheroid*: its vertical diameter (80 ft) is less than its horizontal diameter (100 ft). The graph of  $f$  is shown at left. Rotating the graph of  $f$  about the  $x$ -axis gives the shape of the tank, but it is standing on end. The actual tank has this shape turned on its side.

If we rotate the portion of the graph in the first quadrant, that is, from  $x = 0$  to  $x = 40$ , we will get half of the solid. This has the advantage of using 0 as a bound of integration. We then multiply the result by 2 to determine the whole volume.

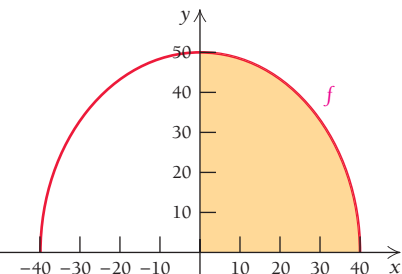
The volume for  $0 \leq x \leq 40$  is

$$\begin{aligned} V &= \int_0^{40} \pi \left[ 50\sqrt{1 - \frac{x^2}{40^2}} \right]^2 dx \\ &= \int_0^{40} \pi \left[ 2500 \left( 1 - \frac{x^2}{1600} \right) \right] dx \\ &= \int_0^{40} \pi \left[ 2500 - \frac{25}{16}x^2 \right] dx \\ &= \pi \left[ 2500x - \frac{25}{48}x^3 \right]_0^{40} \\ &= \frac{200,000}{3} \pi. \end{aligned}$$

$50^2 = 2500$ , and the radical disappears due to squaring.

Multiplying through by 2500

Antidifferentiating



### Quick Check 3

A tepee is a cone with a height of 15 ft at its center and a circular base with a radius of 8 ft. Determine the volume contained within this tepee. (*Hint:* Rotate the line  $y = \frac{8}{15}x$  for  $x = 0$  to  $x = 15$  about the  $x$ -axis.)

Multiplying this result by 2 gives the tank's entire volume:

$$\frac{400,000}{3} \pi \approx 418,879 \text{ ft}^3.$$

Since 1  $\text{ft}^3$  holds 7.48 gal, this tank holds over 3.13 million gallons of water.

### Quick Check 3



## Section Summary

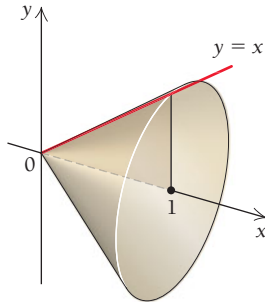
- If a function  $f$  is continuous over an interval  $[a, b]$ , then the volume of the solid formed by rotating the area under the graph of  $f$  from  $a$  to  $b$  about the  $x$ -axis is given by

$$V = \int_a^b \pi [f(x)]^2 dx.$$

## EXERCISE SET 5.6

Find the volume generated by rotating about the  $x$ -axis the regions bounded by the graphs of each set of equations.

1.  $y = x, x = 0, x = 1$



2.  $y = x, x = 0, x = 2$

3.  $y = \sqrt{x}, x = 1, x = 4$

4.  $y = 2x, x = 1, x = 3$

5.  $y = e^x, x = -2, x = 5$

6.  $y = e^x, x = -3, x = 2$

7.  $y = \frac{1}{x}, x = 1, x = 3$

8.  $y = \frac{1}{x}, x = 1, x = 4$

9.  $y = \frac{2}{\sqrt{x}}, x = 4, x = 9$

10.  $y = \frac{1}{\sqrt{x}}, x = 1, x = 4$

11.  $y = 4, x = 1, x = 3$

12.  $y = 5, x = 1, x = 3$

13.  $y = x^2, x = 0, x = 2$

14.  $y = x + 1, x = -1, x = 2$

15.  $y = \sqrt{1+x}, x = 2, x = 10$

16.  $y = 2\sqrt{x}, x = 1, x = 2$

17.  $y = \sqrt{4-x^2}, x = -2, x = 2$

18.  $y = \sqrt{r^2 - x^2}, x = -r, x = r$  (assume  $r > 0$ )

### APPLICATIONS

19. **Cooling tower volume.** Cooling towers at nuclear power plants have a “pinched” chimney shape (which promotes cooling within the tower) formed by rotating a hyperbola around an axis. The function

$$y = 50\sqrt{1 + \frac{x^2}{22,500}}, \text{ for } -250 \leq x \leq 150,$$

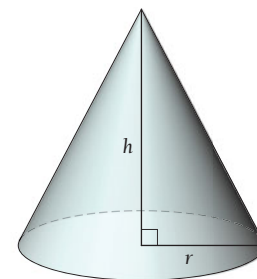
where  $x$  and  $y$  are in feet, describes the shape of such a tower (laying on its side). Determine the volume of the tower by rotating the region bounded by the graph of  $y$  about the  $x$ -axis. (Hint: See Example 3.)



20. **Volume of a football.** A regulation football used in the National Football League is 11 in. from tip to tip and 7 in. in diameter at its thickest (the regulations allow for slight variation in these dimensions). (Source: NFL.) The shape of a football can be modeled by the function  $f(x) = -0.116x^2 + 3.5$ , for  $-5.5 \leq x \leq 5.5$ , where  $x$  is in inches. Find the volume of the football by rotating the region bounded by the graph of  $f$  about the  $x$ -axis.

### SYNTHESIS

21. Graph  $y = \sqrt{4-x^2}$  and  $y = \sqrt{r^2-x^2}$ , with  $r > 0$ , and explain how the results can be used to calculate the volume of a common shape. (See Exercises 17 and 18.)
22. Prove that the volume of a right-circular cone of height  $h$  and radius  $r$  is  $V = \frac{1}{3}\pi r^2 h$ . (Hint: Rotate a line starting at the origin and ending at the point  $(h, r)$  about the  $x$ -axis.)



Find the volume generated by rotating about the  $x$ -axis the regions bounded by the graphs of each set of equations.

23.  $y = \sqrt{\ln x}, x = e, x = e^3$

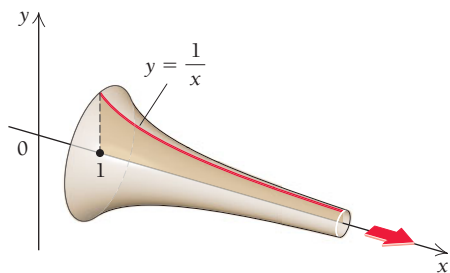
24.  $y = \sqrt{xe^{-x}}, x = 1, x = 2$

25. Consider the function  $y = 1/x$  over the interval  $[1, \infty)$ . We showed in Section 5.3 that the area under the curve does not exist; that is,

$$\int_1^{\infty} \frac{1}{x} dx$$

diverges. Find the volume of the solid of revolution formed by rotating the region under the graph of  $y = 1/x$  over the interval  $[1, \infty)$  about the  $x$ -axis. That is, find

$$\int_1^{\infty} \pi \left[ \frac{1}{x} \right]^2 dx.$$



This solid is sometimes referred to as *Gabriel's horn*.

**TECHNOLOGY CONNECTION**



26. **Paradox of Gabriel's horn or the infinite paint can.**

Though we cannot prove it here, the surface area of Gabriel's horn (see Exercise 25) is given by

$$S = \int_1^{\infty} \frac{2\pi}{x} \sqrt{1 + \frac{1}{x^4}} dx.$$

Show that the surface area of Gabriel's horn does not exist. The paradox is that the volume of the horn exists, but the surface area does not. This is like a can of paint that has a finite volume but, when full, does not hold enough paint to paint the outside of the can.

**Answers to Quick Checks**

1.  $\frac{128\pi}{7}$     2.  $\frac{2\pi}{3}$     3.  $320\pi \text{ ft}^3$

# 5.7

**OBJECTIVES**

- Solve differential equations.
- Verify that a given function is a solution of a differential equation.
- Solve differential equations using separation of variables.
- Solve applications involving differential equations.

## Differential Equations

A **differential equation** is an equation that involves derivatives, or differentials. In Chapter 3, we studied one very important differential equation,

$$\frac{dP}{dt} = kP, \quad \text{or} \quad P'(t) = k \cdot P(t),$$

where  $P$ , or  $P(t)$ , is the population at time  $t$ . This equation is a model of uninhibited population growth. Its solution is the function

$$P(t) = P_0 e^{kt},$$

where the constant  $P_0$  is the size of the population at  $t = 0$ . As this example illustrates, differential equations are rich in applications and have solutions that are functions.

### Solving Certain Differential Equations

In this section, we will frequently use the notation  $y'$  for a derivative—mainly because it is simple. Thus, if  $y = f(x)$ , then

$$y' = \frac{dy}{dx} = f'(x).$$

We actually find solutions of certain differential equations when we find their anti-derivatives or indefinite integrals. The differential equation

$$\frac{dy}{dx} = g(x), \quad \text{or} \quad y' = g(x),$$

has the solution

$$y = \int g(x) dx.$$



The motion of waves can be represented by differential equations.

■ **EXAMPLE 1** Solve:  $y' = 2x$ .

**Solution**

$$y = \int 2x \, dx = x^2 + C$$

### TECHNOLOGY CONNECTION

#### Exploratory

For  $y' = 3x^2$ , write the general solution. Then use a graphing calculator, iPlot, or Graphicus to graph the particular solutions for  $C = -2$ ,  $C = 0$ , and  $C = 1$ .

Look again at the solution of Example 1. Note the constant of integration,  $C$ . This solution is called a *general solution* because taking all values of  $C$  gives *all* the solutions. Taking specific values of  $C$  gives *particular solutions*. For example, the following are particular solutions of  $y' = 2x$ :

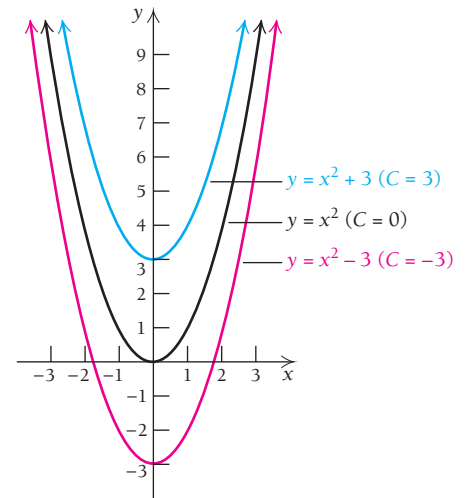
$$y = x^2 + 3,$$

$$y = x^2,$$

$$y = x^2 - 3.$$

The graph shows the curves of these few particular solutions. The general solution can be regarded as the set of all particular solutions, a *family* of curves.

Knowing the value of a function at a particular point may allow us to select a particular solution from the general solution.



■ **EXAMPLE 2** Solve

$$f'(x) = e^x + 5x - x^{1/2},$$

given that  $f(0) = 8$ .

**Solution**

We first find the general solution:

$$\begin{aligned} f(x) &= \int f'(x) \, dx = \int (e^x + 5x - x^{1/2}) \, dx \\ &= e^x + \frac{5}{2}x^2 - \frac{2}{3}x^{3/2} + C. \end{aligned}$$

Next, since  $f(0) = 8$ , we substitute to find  $C$ :

$$8 = e^0 + \frac{5}{2} \cdot 0^2 - \frac{2}{3} \cdot 0^{3/2} + C$$

$$8 = 1 + C$$

$$7 = C.$$

Thus the particular solution is

$$f(x) = e^x + \frac{5}{2}x^2 - \frac{2}{3}x^{3/2} + 7.$$

## Verifying Solutions

To verify that a function is a solution to a differential equation, we find the necessary derivatives and substitute.

**EXAMPLE 3** Show that  $y = 4e^x + 5e^{3x}$  is a solution of  $y'' - 4y' + 3y = 0$ .

**Solution** We first find  $y'$  and  $y''$ :

$$y' = \frac{d}{dx}(4e^x + 5e^{3x}) = 4e^x + 15e^{3x};$$

$$y'' = \frac{d}{dx}y' = 4e^x + 45e^{3x}.$$

Then we substitute in the differential equation, as follows:

$$\begin{array}{r|l} y'' - 4y' + 3y & \stackrel{?}{=} 0 \\ (4e^x + 45e^{3x}) - 4(4e^x + 15e^{3x}) + 3(4e^x + 5e^{3x}) & 0 \\ 4e^x + 45e^{3x} - 16e^x - 60e^{3x} + 12e^x + 15e^{3x} & 0 \\ \hline 0 & 0 \quad \text{TRUE} \end{array}$$

Since a true equation,  $0 = 0$ , results, we know that  $y = 4e^x + 5e^{3x}$  is a solution of the differential equation.

### Quick Check 1

Show that  $y = x^2 + x$  is a solution of  $y' + \frac{1}{x}y = 3x + 2$ .

### Quick Check 1



At the 1968 Olympic Games in Mexico City, Bob Beamon made a miraculous long jump of 29 ft,  $2\frac{1}{2}$  in. Many believed that the jump's record length was due to the altitude, which was 7400 ft.

Using differential equations for analysis, M. N. Bearley refuted the altitude theory in "The Long Jump Miracle of Mexico City" (Mathematics Magazine, Vol. 45, 241–246 (November 1972)). Bearley argues that the world-record jump was a result of Beamon's exceptional speed (9.5 sec in the 100-yd dash) and the fact that he hit the take-off board in perfect position.

## Separation of Variables

Consider the differential equation

$$\frac{dy}{dx} = 2xy. \quad (1)$$

We treat  $dy/dx$  as a quotient, as we did in Sections 2.6 and 4.5. Multiplying equation (1) by  $dx$  and then by  $1/y$ , we get

$$\frac{dy}{y} = 2x \, dx, \quad y \neq 0. \quad (2)$$

We have now **separated the variables**, meaning that all the expressions involving  $y$  are on one side and all those involving  $x$  are on the other. We then integrate both sides of equation (2):

$$\begin{aligned} \int \frac{dy}{y} &= \int 2x \, dx \\ \ln |y| &= x^2 + C. \end{aligned}$$

We use only one constant because the two antiderivatives differ by, at most, a constant. Recall that the definition of logarithms says that if  $\log_a b = t$ , then  $b = a^t$ . We have  $\ln |y| = \log_e |y| = x^2 + C$ , so

$$|y| = e^{x^2+C}, \quad \text{or} \quad y = \pm e^{x^2} \cdot e^C.$$

Thus, the solution to differential equation (1) is

$$y = C_1 e^{x^2}, \quad \text{where } C_1 = \pm e^C.$$

In fact,  $C_1$  is still an arbitrary constant.

■ **EXAMPLE 4** Solve:

$$3y^2 \frac{dy}{dx} + x = 0, \quad \text{where } y = 5 \text{ when } x = 0.$$

**Solution** We first separate the variables as follows:

$$3y^2 \frac{dy}{dx} = -x \quad \text{Adding } -x \text{ to both sides}$$

$$3y^2 dy = -x dx. \quad \text{Multiplying both sides by } dx$$

We then integrate both sides:

$$\int 3y^2 dy = \int -x dx$$

$$y^3 = -\frac{x^2}{2} + C$$

$$y^3 = C - \frac{x^2}{2}$$

$$y = \sqrt[3]{C - \frac{x^2}{2}}. \quad \text{Taking the cube root of both sides}$$

Since  $y = 5$  when  $x = 0$ , we substitute to find  $C$ :

$$5 = \sqrt[3]{C - \frac{0^2}{2}} \quad \text{Substituting 5 for } y \text{ and 0 for } x$$

$$5 = \sqrt[3]{C}$$

$$125 = C. \quad \text{Cubing both sides}$$

The particular solution is

$$y = \sqrt[3]{125 - \frac{x^2}{2}}.$$

◀ Quick Check 2

▶ Quick Check 2

Solve:

$$2\sqrt{y} \frac{dy}{dx} - 3x = 0,$$

where  $y = 9$  when  $x = 0$ .

■ **EXAMPLE 5** Solve:

$$\frac{dy}{dx} = \frac{x}{y}.$$

**Solution** We first separate the variables:

$$y \frac{dy}{dx} = x$$

$$y dy = x dx.$$

We then integrate both sides:

$$\int y dy = \int x dx$$

$$\frac{y^2}{2} = \frac{x^2}{2} + C$$

$$y^2 = x^2 + 2C$$

$$y^2 = x^2 + C_1,$$

**Quick Check 3**

Solve:

$$y' = x^2y.$$

where  $C_1 = 2C$ . We make this substitution in order to simplify the equation. We then obtain the solutions

$$y = \sqrt{x^2 + C_1} \quad \text{and} \quad y = -\sqrt{x^2 + C_1}.$$

**Quick Check 3****EXAMPLE 6** Solve:  $y' = x - xy$ .

**Solution** Before we separate the variables, we replace  $y'$  with  $dy/dx$ :

$$\frac{dy}{dx} = x - xy.$$

Then we separate the variables:

$$dy = (x - xy) dx$$

$$dy = x(1 - y) dx$$

$$\frac{dy}{1 - y} = x dx.$$

Next, we integrate both sides:

$$\int \frac{dy}{1 - y} = \int x dx$$

$$-\ln |1 - y| = \frac{x^2}{2} + C$$

$$\ln |1 - y| = -\frac{x^2}{2} - C$$

$$|1 - y| = e^{-x^2/2 - C}$$

$$1 - y = \pm e^{-x^2/2 - C}$$

$$1 - y = \pm e^{-x^2/2} e^{-C}$$

Using base  $e$  to remove  $\ln$  on the left side

Remember:  $a^{x+y} = a^x a^y$ .

Since  $C$  is an arbitrary constant,  $\pm e^{-C}$  is an arbitrary constant. Thus, we can replace  $\pm e^{-C}$  with  $C_1$ :

$$1 - y = C_1 e^{-x^2/2}$$

$$-y = C_1 e^{-x^2/2} - 1$$

$$y = 1 - C_1 e^{-x^2/2}.$$

Multiplying both sides by  $-1$

Or, if we choose to replace  $-C_1$  with  $C_2$ , we have

$$y = 1 + C_2 e^{-x^2/2}.$$

Addition is generally regarded as "simpler" than subtraction.

**TECHNOLOGY CONNECTION****Exploratory**

Solve  $y' = 2x + xy$ . Graph the particular solutions for  $C_1 = -2$ ,  $C_1 = 0$ , and  $C_1 = 1$ .

**An Application to Economics: Elasticity**

**EXAMPLE 7** Suppose that for a certain product, the elasticity of demand is 1 for all prices  $x > 0$ . That is,  $E(x) = 1$  for  $x > 0$ . Find the demand function  $q = D(x)$ . (See Section 3.6. Note that this use of the symbol  $E$  is unrelated to our earlier work on expected value.)

**Solution** Since  $E(x) = 1$  for all  $x > 0$ ,

$$1 = E(x) = -\frac{x D'(x)}{D(x)} \quad \text{Substituting}$$

$$= -\frac{x}{q} \cdot \frac{dq}{dx}.$$

Then

$$-\frac{q}{x} = \frac{dq}{dx}.$$

Separating the variables, we get

$$\frac{dx}{x} = -\frac{dq}{q}.$$

Now we integrate both sides:

$$\int \frac{dx}{x} = -\int \frac{dq}{q}$$

$$\ln x = -\ln q + C.$$

Note that both the price,  $x$ , and the quantity,  $q$ , can be assumed to be positive.

Then

$$\ln x + \ln q = C$$

$$\ln(xq) = C$$

Using a property of logarithms

$$xq = e^C.$$

Writing an equivalent exponential equation

We let  $C_1 = e^C = xq$ . Then

$$q = \frac{C_1}{x}, \quad \text{or} \quad x = \frac{C_1}{q}.$$

This result characterizes those demand functions for which the elasticity is always 1.

#### Quick Check 4

Find the demand function  $q = D(x)$  if the elasticity of demand is  $E(x) = x$ .

#### Quick Check 4

## An Application to Psychology: Reaction to a Stimulus

### THE WEBER-FECHNER LAW

In psychology, one model of stimulus–response asserts that the rate of change  $dR/dS$  of the reaction  $R$  with respect to a stimulus  $S$  is inversely proportional to the intensity of the stimulus. That is,

$$\frac{dR}{dS} = \frac{k}{S},$$

where  $k$  is some positive constant.

To solve this equation, we first separate the variables:

$$dR = k \cdot \frac{dS}{S}.$$

We then integrate both sides:

$$\int dR = \int k \cdot \frac{dS}{S}$$

$$R = k \ln S + C.$$

We assume  $S > 0$ .

(3)

Now suppose that we let  $S_0$  be the lowest level of the stimulus that can be detected. This is the *threshold value*, or the *detection threshold*. For example, the lowest level of sound that can be consistently detected is the tick of a watch from 20 ft away, under



very quiet conditions. If  $S_0$  is the lowest level of stimulus that can be detected, it seems reasonable that  $R(S_0) = 0$ . Substituting this condition into equation (3), we get

$$0 = k \ln S_0 + C,$$

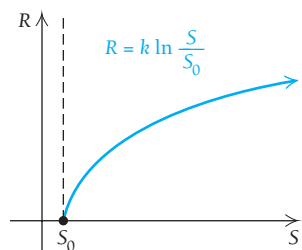
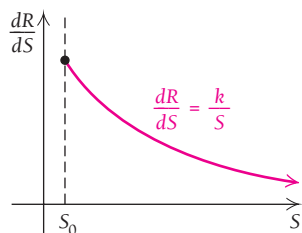
or  $-k \ln S_0 = C.$

Replacing  $C$  in equation (3) with  $-k \ln S_0$  gives us

$$\begin{aligned} R &= k \ln S - k \ln S_0 && \text{As a check, note that } \frac{dR}{dS} = \frac{k}{S}. \\ &= k(\ln S - \ln S_0). \end{aligned}$$

Using a property of logarithms, we have

$$R = k \cdot \ln \frac{S}{S_0}.$$



Look at the graphs of  $dR/dS$  and  $R$  on the left. Note that as the stimulus gets larger, the rate of change decreases; that is, the change in reaction becomes smaller as the stimulation received becomes stronger. For example, suppose that a lamp has a 50-watt bulb in it. If the bulb were suddenly changed to 100 watts, you would probably be very aware of the difference. That is, your reaction would be strong. If the bulb were then changed to 150 watts, your reaction would not be as great as it was to the change from 50 to 100 watts. A change from a 150- to a 200-watt bulb would cause even less reaction, and so on.

For your interest, here are some other detection thresholds.

Stimulus	Detection Threshold
Light	The flame of a candle 30 miles away on a dark night
Taste	Water diluted with sugar in the ratio of 1 teaspoon to 2 gallons
Smell	One drop of perfume diffused into the volume of three average-size rooms
Touch	The wing of a bee dropped on your cheek at a distance of 1 centimeter (about $\frac{3}{8}$ of an inch)

## Section Summary

- A *differential equation* is an equation that involves derivatives, or differentials.
- The solution to a differential equation is a function, which can be a *general solution* of the form  $y = f(x) + C$  or, if an initial condition is known, a *particular solution* in which a value of  $C$  is specified.
- *Separation of variables* is a method for solving some differential equations by writing all the expressions involving  $y$  on one side of the equation and all those involving  $x$  on the other.

## EXERCISE SET

# 5.7

Find the general solution and three particular solutions.

- |                                   |                                   |
|-----------------------------------|-----------------------------------|
| 1. $y' = 5x^4$                    | 2. $y' = 6x^5$                    |
| 3. $y' = e^{2x} + x$              | 4. $y' = e^{4x} - x + 2$          |
| 5. $y' = \frac{8}{x} - x^2 + x^5$ | 6. $y' = \frac{3}{x} + x^2 - x^4$ |

Find the particular solution determined by the given condition.

7.  $y' = x^2 + 2x - 3$ ;  $y = 4$  when  $x = 0$
8.  $y' = 3x^2 - x + 5$ ;  $y = 6$  when  $x = 0$
9.  $f'(x) = x^{2/3} - x$ ;  $f(1) = -6$
10.  $f'(x) = x^{2/5} + x$ ;  $f(1) = -7$
11. Show that  $y = x \ln x + 3x - 2$  is a solution of  $y'' - \frac{1}{x} = 0$ .
12. Show that  $y = x \ln x - 5x + 7$  is a solution of  $y'' - \frac{1}{x} = 0$ .
13. Show that  $y = e^x + 3xe^x$  is a solution of  $y'' - 2y' + y = 0$ .
14. Show that  $y = -2e^x + xe^x$  is a solution of  $y'' - 2y' + y = 0$ .

Solve.

- |                                    |                                     |
|------------------------------------|-------------------------------------|
| 15. $\frac{dy}{dx} = 4x^3y$        | 16. $\frac{dy}{dx} = 5x^4y$         |
| 17. $3y^2 \frac{dy}{dx} = 8x$      | 18. $3y^2 \frac{dy}{dx} = 5x$       |
| 19. $\frac{dy}{dx} = \frac{2x}{y}$ | 20. $\frac{dy}{dx} = \frac{x}{2y}$  |
| 21. $\frac{dy}{dx} = \frac{6}{y}$  | 22. $\frac{dy}{dx} = \frac{7}{y^2}$ |
23.  $y' = 3x + xy$ ;  $y = 5$  when  $x = 0$
  24.  $y' = 2x - xy$ ;  $y = 9$  when  $x = 0$
  25.  $y' = 5y^{-2}$ ;  $y = 3$  when  $x = 2$
  26.  $y' = 7y^{-2}$ ;  $y = 3$  when  $x = 1$
  27.  $\frac{dy}{dx} = 3y$
  28.  $\frac{dy}{dx} = 4y$
  29.  $\frac{dP}{dt} = 2P$
  30.  $\frac{dP}{dt} = 4P$

31. Solve

$$f'(x) = \frac{1}{x} - 4x + \sqrt{x},$$

given that  $f(1) = \frac{23}{3}$ .

### APPLICATIONS

#### Business and Economics

32. **Total revenue from marginal revenue.** The marginal revenue for a certain product is given by  $R'(x) = 300 - 2x$ . Find the total-revenue function,  $R(x)$ , assuming that  $R(0) = 0$ .
33. **Total cost from marginal cost.** The marginal cost for a certain product is given by  $C'(x) = 2.6 - 0.02x$ . Find the total-cost function,  $C(x)$ , and the average cost,  $A(x)$ , assuming that fixed costs are \$120; that is,  $C(0) = \$120$ .
34. **Capital expansion.** Domar's capital expansion model is  $\frac{dI}{dt} = hkI$ , where  $I$  is the investment,  $h$  is the investment productivity (constant),  $k$  is the marginal productivity to the consumer (constant), and  $t$  is the time.
  - a) Use separation of variables to solve the differential equation.
  - b) Rewrite the solution in terms of the condition  $I_0 = I(0)$ .
35. **Total profit from marginal profit.** A firm's marginal profit,  $P$ , as a function of its total cost,  $C$ , is given by  $\frac{dP}{dC} = \frac{-200}{(C + 3)^{3/2}}$ .
  - a) Find the profit function,  $P(C)$ , if  $P = \$10$  when  $C = \$61$ .
  - b) At what cost will the firm break even ( $P = 0$ )?
36. **Stock growth.** The growth rate of a certain stock, in dollars, can be modeled by  $\frac{dV}{dt} = k(L - V)$ , where  $V$  is the value of the stock, per share, after  $t$  months;  $k$  is a constant;  $L = \$24.81$ , the limiting value of the stock; and  $V(0) = 20$ . Find the solution of the differential equation in terms of  $t$  and  $k$ .
37. **Utility.** The reaction  $R$  in pleasure units by a consumer receiving  $S$  units of a product can be modeled by the differential equation  $\frac{dR}{dS} = \frac{k}{S + 1}$ , where  $k$  is a positive constant.

- a) Use separation of variables to solve the differential equation.  
 b) Rewrite the solution in terms of the initial condition  $R(0) = 0$ .  
 c) Explain why the condition  $R(0) = 0$  is reasonable.

**Elasticity.** Find the demand function  $q = D(x)$ , given each set of elasticity conditions.

38.  $E(x) = \frac{4}{x}$ ;  $q = e$  when  $x = 4$   
 39.  $E(x) = \frac{x}{200 - x}$ ;  $q = 190$  when  $x = 10$   
 40.  $E(x) = 2$ , for all  $x > 0$   
 41.  $E(x) = n$ , for some constant  $n$  and all  $x > 0$

### Life and Physical Sciences

42. **Exponential growth.**  
 a) Use separation of variables to solve the differential-equation model of uninhibited growth,  

$$\frac{dP}{dt} = kP.$$
  
 b) Rewrite the solution of part (a) in terms of the condition  $P_0 = P(0)$ .

### Social Sciences

43. **The Brentano–Stevens Law.** The validity of the Weber–Fechner Law has been the subject of great debate among psychologists. An alternative model,

$$\frac{dR}{dS} = k \cdot \frac{R}{S},$$

where  $k$  is a positive constant, has been proposed. Find the general solution of this equation. (This model has also been referred to as the *Power Law of Stimulus–Response*.)

### SYNTHESIS

Solve.

44.  $\frac{dy}{dx} = 5x^4y^2 + x^3y^2$

45.  $e^{-1/x} \cdot \frac{dy}{dx} = x^{-2} \cdot y^2$

46. Discuss as many applications as you can of the use of integration in this chapter  
 47. In Example 6 in this section, it is stated that “Since  $C$  is an arbitrary constant,  $\pm e^{-C}$  is an arbitrary constant.” Explain why the  $\pm$  is necessary.

**First-order linear differential equations.** A differential equation of the form  $y' + M(x)y = N(x)$  has the general solution

$$y = \frac{\int P(x)N(x) dx + C}{P(x)}, \quad \text{where } P(x) = e^{\int M(x) dx}.$$

The method of solution is broken down into three steps: (1) determine  $P(x)$ ; (2) determine  $\int P(x)N(x) dx$ ; and (3) divide the result of step 2 by  $P(x)$ . Use this method to solve the differential equations in Exercises 48–50.

48.  $y' + xy = x$  (the same as the equation in Example 6)  
 49.  $y' + \frac{y}{x} = x$       50.  $y' + x^2y = x^2$

### TECHNOLOGY CONNECTION



51. Solve  $dy/dx = 5/y$ . Graph the particular solutions for  $C_1 = 5$ ,  $C_1 = -200$ , and  $C_1 = 100$ .

### Answers to Quick Checks

1.  $y' = 2x + 1$ ; therefore,  
 $(2x + 1) + \frac{1}{x}(x^2 + x) = 2x + 1 + x + 1 = 3x + 2$   
 2.  $y = (\frac{9}{8}x^2 + 27)^{2/3}$     3.  $y = Ce^{x^3/3}$     4.  $q = Ce^{-x}$

## CHAPTER 5 SUMMARY

### KEY TERMS AND CONCEPTS

#### SECTION 5.1

If  $p = D(x)$  is a demand function, then the **consumer surplus** at a point  $(Q, P)$  is

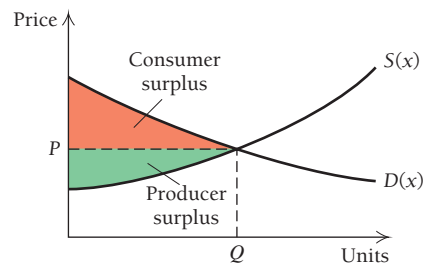
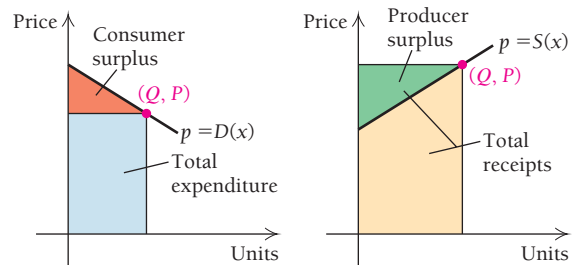
$$\int_0^Q D(x) dx - QP.$$

If  $p = S(x)$  is a supply function, then the **producer surplus** at a point  $(Q, P)$  is

$$QP - \int_0^Q S(x) dx.$$

The **equilibrium point**  $(x_E, p_E)$  is the point at which the supply and demand curves intersect.

### EXAMPLES

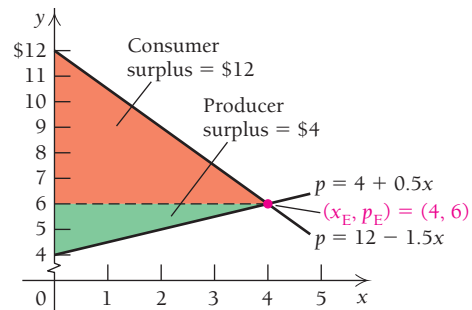


Let  $p = 12 - 1.5x$  be a demand function and  $p = 4 + 0.5x$  be a supply function. The two curves intersect at  $(4, 6)$ , the equilibrium point. At this point, the consumer surplus is

$$\int_0^4 (12 - 1.5x) dx - (4)(6) = 36 - 24 = \$12,$$

and the producer surplus is

$$(4)(6) - \int_0^4 (4 + 0.5x) dx = 24 - 20 = \$4.$$



(continued)

## KEY TERMS AND CONCEPTS

## SECTION 5.2

The **future value** of  $P_0$  dollars invested at an interest rate  $k$  for  $t$  years, compounded continuously, is given by  $P = P_0e^{kt}$ .

The amount  $P_0$  is called the **present value**. If the future value  $P$  is known, then  $P_0 = Pe^{-kt}$ .

The **accumulated future value of a continuous income stream** is given by

$$A = \int_0^T R(t)e^{kt} dt,$$

where  $R(t)$  is the rate of the continuous income stream,  $k$  is the interest rate, and  $T$  is the number of years. If  $R(t)$  is a constant function, then

$$A = \frac{R(t)}{k} (e^{kT} - 1).$$

The **accumulated present value of a continuous income stream** is given by

$$B = \int_0^T R(t)e^{-kt} dt.$$

If  $R(t)$  is a constant function, then

$$B = \frac{R(t)}{k} (1 - e^{-kT}).$$

If  $R(t)$  is not a constant function, the definite integral must be solved by an appropriate integration technique.

Consumption of a natural resource can be modeled by

$$\int_0^T P_0e^{kt} dt = \frac{P_0}{k} (e^{kT} - 1),$$

where  $P(t) = P_0e^{kt}$  is the annual consumption of the natural resource in year  $t$  and consumption is growing exponentially at growth rate  $k$ .

## EXAMPLES

The future value of \$6000 invested at 6.75%, compounded continuously, for 5 yr is

$$P = 6000e^{0.0675(5)} = \$8408.64.$$

Sue wants to have \$15,000 in 4 yr to make a down payment on a house. She opens a savings account that offers 4.5% interest, compounded continuously. The present value is the amount she needs to deposit now to have \$15,000 in 4 yr:

$$P = 15,000e^{-0.045(4)} = \$12,529.05$$

A baseball pitcher signs an \$8,000,000 6-year contract and will be paid \$1,150,000 per year. The money will be invested at 5%, compounded continuously, for the 6-yr term. The accumulated future value is

$$\begin{aligned} A &= \int_0^6 1,150,000e^{0.05t} dt \\ &= \frac{1,150,000}{0.05} (e^{0.05(6)} - 1) = \$8,046,752.57. \end{aligned}$$

The accumulated present value of the contract is

$$\begin{aligned} B &= \int_0^6 1,150,000e^{-0.05t} dt \\ &= \frac{1,150,000}{0.05} (1 - e^{-0.05(6)}) = \$5,961,180.92. \end{aligned}$$

Canada's diamond mines produce diamonds according to the model  $P(t) = 2.5e^{0.272t}$ , where  $t = 0$  is 2000 and  $P(t)$  is in millions of carats. (Source: USGS Mineral Commodities Summaries.) Using this model, we can forecast the total production of diamonds between 2000 and 2012:

$$\int_0^{12} 2.5e^{0.272t} dt = \frac{2.5}{0.272} (e^{0.272(12)} - 1) = 231.2 \text{ million carats.}$$

## KEY TERMS AND CONCEPTS

## EXAMPLES

## SECTION 5.3

An integral with infinity as a bound is called an **improper integral**. All improper integrals are evaluated as limits:

$$\int_a^{\infty} f(x) dx = \lim_{b \rightarrow \infty} \int_a^b f(x) dx,$$

$$\int_{-\infty}^b f(x) dx = \lim_{a \rightarrow -\infty} \int_a^b f(x) dx.$$

If the limit exists, the improper integral is **convergent**. Otherwise, it is **divergent**.

If both bounds are infinity, then the improper integral can be written as the sum of two integrals, where  $c$  is any real number:

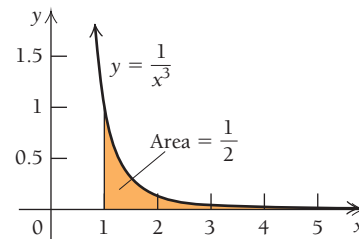
$$\int_{-\infty}^{\infty} f(x) dx = \int_{-\infty}^c f(x) dx + \int_c^{\infty} f(x) dx.$$

The **accumulated present value** of a continuous money flow into an investment at the rate of  $P$  dollars per year perpetually is

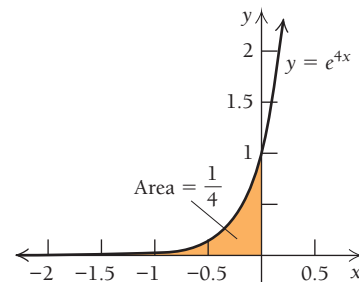
$$\int_0^{\infty} P e^{-kt} dt = \frac{P}{k},$$

where  $k$  is the continuously compounded interest rate.

$$\begin{aligned} \int_1^{\infty} \frac{1}{x^3} dx &= \lim_{b \rightarrow \infty} \int_1^b \frac{1}{x^3} dx \\ &= \lim_{b \rightarrow \infty} \left[ -\frac{1}{2x^2} \right]_1^b \\ &= \lim_{b \rightarrow \infty} \left[ -\frac{1}{2(b)^2} - \left( -\frac{1}{2(1)^2} \right) \right] \\ &= \frac{1}{2} \end{aligned}$$



$$\begin{aligned} \int_{-\infty}^0 e^{4x} dx &= \lim_{a \rightarrow -\infty} \int_a^0 e^{4x} dx \\ &= \lim_{a \rightarrow -\infty} \left[ \frac{1}{4} e^{4x} \right]_a^0 \\ &= \lim_{a \rightarrow -\infty} \left[ \frac{1}{4} (e^{4(0)} - e^{4(a)}) \right] \\ &= \frac{1}{4} \end{aligned}$$



An investment of \$5000 per year perpetually at 7%, compounded continuously, has a present value of  $\frac{5000}{0.07} = 71,428.57$ .

(continued)

## KEY TERMS AND CONCEPTS

## SECTION 5.4

In probability, a **continuous random variable** is a quantity that can be observed (or measured) repeatedly and whose possible values comprise an interval of real numbers.

A function  $f$  is a **probability density function** for a continuous random variable  $x$  if it meets the following conditions:

- For all  $x$  in its domain,  $0 \leq f(x)$ .
- The area under the graph of  $f$  is 1.
- For any subinterval  $[c, d]$  in the domain of  $f$ , the probability that  $x$  will be in that subinterval is  $P([c, d]) = \int_c^d f(x) dx$ .

A probability density function is always stated with its domain.

A continuous random variable is **uniformly distributed** over an interval  $[a, b]$  if it has a probability density function  $f$  given by

$$f(x) = \frac{1}{b-a}, \quad \text{for } a \leq x \leq b.$$

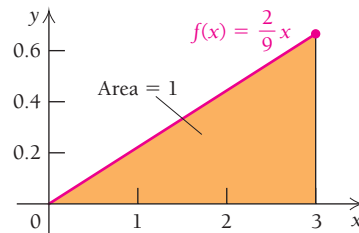
A continuous random variable is **exponentially distributed** if it has a probability density function  $f$  of the form

$$f(x) = ke^{-kx}, \quad \text{over the interval } [0, \infty).$$

## EXAMPLES

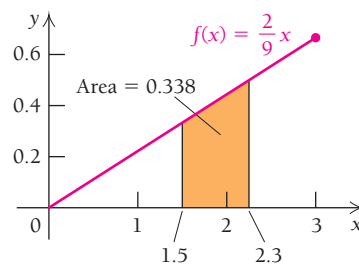
The function  $f(x) = \frac{2}{9}x$ , for  $0 \leq x \leq 3$ , is a probability density function since

- $f(x) \geq 0$  for all  $x$  in  $[0, 3]$ .
- $\int_0^3 \frac{2}{9}x dx = \left[ \frac{1}{9}x^2 \right]_0^3 = \frac{3^2}{9} - 0 = 1$ .



The probability that  $x$  is between 1.5 and 2.3 is

$$\int_{1.5}^{2.3} \frac{2}{9}x dx = \left[ \frac{1}{9}x^2 \right]_{1.5}^{2.3} = \frac{(2.3)^2}{9} - \frac{(1.5)^2}{9} \approx 0.338.$$



Helicopter tours over Hoover Dam last from 45 to 55 min, with the times uniformly distributed. If  $x$  = time that a tour lasts, the probability density function  $f$  is given by

$$f(x) = \frac{1}{10}, \quad \text{for } 45 \leq x \leq 55.$$

The probability that a flight lasts between 48 and 53.5 min is

$$\int_{48}^{53.5} \frac{1}{10} dx = \left[ \frac{1}{10}x \right]_{48}^{53.5} = \frac{1}{10}(53.5 - 48) = 0.55.$$

The time  $x$  (in minutes) between shoppers entering a store is modeled by the probability density function

$$f(x) = 3e^{-3x}, \quad \text{for } 0 \leq x < \infty.$$

The probability that the time between shoppers is 2 min or less is

$$\int_0^2 3e^{-3x} dx = [-e^{-3x}]_0^2 = (-e^{-6} - (-1)) = 0.9975.$$

## KEY TERMS AND CONCEPTS

## EXAMPLES

## SECTION 5.5

Assume  $x$  is a continuous random variable over the interval  $[a, b]$  with probability density function  $f$ .

Then the mean ( $\mu$ ) is the expected value of  $x$ :

$$\mu = E(x) = \int_a^b x \cdot f(x) dx.$$

The variance ( $\sigma^2$ ) of  $x$  is

$$\begin{aligned} \sigma^2 &= E(x^2) - \mu^2 \\ &= \int_a^b x^2 \cdot f(x) dx - \left[ \int_a^b x \cdot f(x) dx \right]^2. \end{aligned}$$

The standard deviation ( $\sigma$ ) is the square root of the variance:

$$\sigma = \sqrt{\text{variance}}.$$

A continuous random variable  $x$  has a **standard normal distribution** if it has a probability density function  $f$  given by

$$f(x) = \frac{1}{\sqrt{2\pi}} e^{-x^2/2}, \quad \text{over } (-\infty, \infty),$$

with  $\mu = 0$  and  $\sigma = 1$ .

Tables or calculators are used to determine areas within the standard normal distribution.

To convert an  $x$ -value into a  $z$ -value for use with the standard normal distribution, we use the transformation formula

$$z = \frac{x - \mu}{\sigma}.$$

For a probability density function  $f$  over an interval  $[a, b]$ , the  $p$ th percentile is a value  $c$ , with  $a < c < b$ , such that

$$\frac{p}{100} = \int_a^c f(x) dx.$$

For the standard normal distribution,  $c$  is the standard deviation, which is denoted by  $z$ .

Consider the probability density function  $f(x) = \frac{2}{9}x$  over the interval  $[0, 3]$ . Its mean is

$$\mu = \int_0^3 x \cdot \frac{2}{9}x dx = \int_0^3 \frac{2}{9}x^2 dx = 2.$$

Its variance is

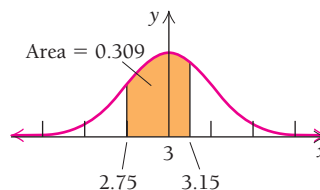
$$\sigma^2 = \left[ \int_0^3 x^2 \cdot \frac{2}{9}x dx \right] - \mu^2 = 4.5 - 4 = 0.5.$$

Its standard deviation is

$$\sigma = \sqrt{0.5} \approx 0.71.$$

Weights of packages of ground coffee are normally distributed with mean  $\mu = 3$  oz and standard deviation  $\sigma = 0.5$ . The probability a packet of ground coffee has a weight between 2.75 oz and 3.15 oz is

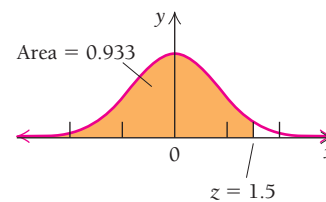
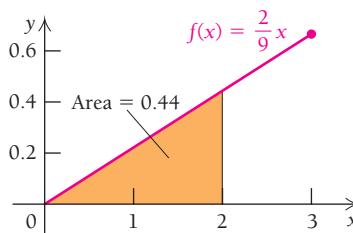
$$\begin{aligned} P\left(\frac{2.75 - 3}{0.5} \leq z \leq \frac{3.15 - 3}{0.5}\right) &= P(-0.5 \leq z \leq 0.3) \\ &= 0.309 = 30.9\% \end{aligned}$$



Let  $f(x) = \frac{2}{9}x$  over the interval  $[0, 3]$ . The area to the left of  $z = 2$  is

$$\int_0^2 \frac{2}{9}x dx = 0.44 \dots$$

Therefore,  $p/100 \approx 0.44$ , and  $z = 2$  is the 44th percentile.



In the standard normal distribution, the area to the left of  $z = 1.5$  is 0.933. Therefore, a  $z$ -value of 1.5 corresponds to the 93.3rd percentile.

(continued)



## KEY TERMS AND CONCEPTS

## SECTION 5.6

If  $f$  is continuous over an interval  $[a, b]$ , the volume of the solid of rotation formed by rotating the area under the graph of  $f$  from  $a$  to  $b$  about the  $x$ -axis is given by

$$V = \int_a^b \pi [f(x)]^2 dx.$$

## EXAMPLES

The volume of the solid formed by rotating the graph of  $f(x) = \frac{1}{4}x^2$  from  $x = -1$  to  $x = 3$  about the  $x$ -axis is

$$\begin{aligned} V &= \int_{-1}^3 \pi \left( \frac{1}{4}x^2 \right)^2 dx = \int_{-1}^3 \pi \left( \frac{1}{16}x^4 \right) dx = \frac{\pi}{16} \left[ \frac{x^5}{5} \right]_{-1}^3 \\ &= \frac{\pi}{16} \left[ \frac{243}{5} - \left( -\frac{1}{5} \right) \right] = \frac{244}{80} \pi = \frac{61}{20} \pi. \end{aligned}$$

## SECTION 5.7

A differential equation is an equation involving derivatives, or differentials.

Separation of variables is a common method of solving differential equations.

The general solution of a differential equation is a function of the form  $y = f(x) + C$ .

If an initial condition is known, then a particular solution may be determined by solving for  $C$ .

The equation  $y' + 3y = 3x^2 + 2x$  is a differential equation since it involves the derivative  $y'$ . The function  $y = x^2$  is a solution of the differential equation  $y' + 3y = 3x^2 + 2x$  because

$$(2x) + 3(x^2) = 3x^2 + 2x.$$

The differential equation  $y' = \frac{x^2}{y}$  can be solved by separating the variables:

$$\begin{aligned} \frac{dy}{dx} &= \frac{x^2}{y} \\ y dy &= x^2 dx \\ \int y dy &= \int x^2 dx \\ \frac{y^2}{2} &= \frac{x^3}{3} + C_1 \\ y^2 &= \frac{2}{3}x^3 + C, \quad \text{where } C = 2C_1. \end{aligned}$$

Therefore, the general solution is  $y = \pm \sqrt{\frac{2}{3}x^3 + C}$ .

If  $(0, 2)$  is an initial condition, we can solve the general solution for  $C$ . We choose the positive root since the output,  $y = 2$ , is positive.

$$\begin{aligned} 2 &= \sqrt{\frac{2}{3}(0)^2 + C} \\ 2 &= \sqrt{C} \\ 4 &= C. \end{aligned}$$

Therefore, the particular solution that passes through the point  $(0, 2)$  is  $y = \sqrt{\frac{2}{3}x^3 + 4}$ .

# CHAPTER 5

## REVIEW EXERCISES

These review exercises are for test preparation. They can also be used as a practice test. Answers are at the back of the book. The blue bracketed section references tell you what part(s) of the chapter to restudy if your answer is incorrect.

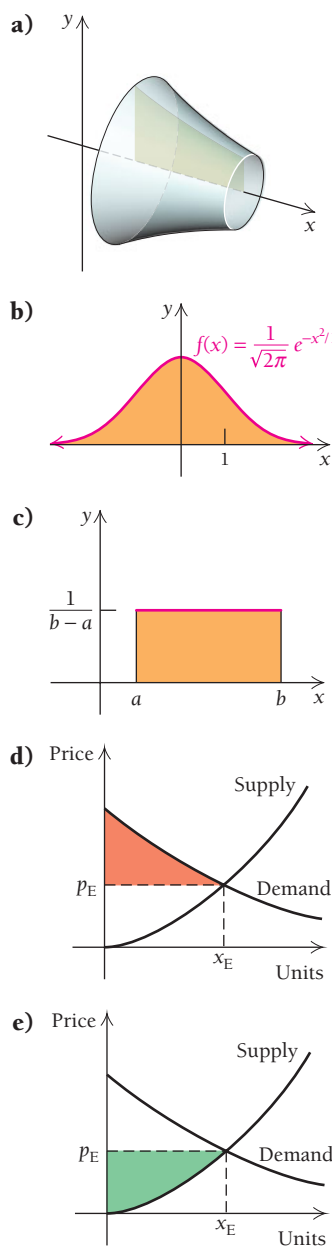
### CONCEPT REINFORCEMENT

Match each term in column A with the most appropriate graph in column B.

#### Column A

1. Consumer surplus [5.1]
2. Producer surplus [5.1]
3. Exponential distribution [5.4]
4. Standard normal distribution [5.5]
5. Uniform distribution [5.4]

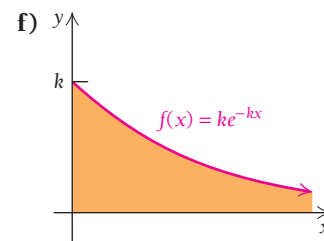
#### Column B



#### Column A

6. Solid of revolution [5.6]

#### Column B



Classify each statement as either true or false.

7. The accumulated present value of an investment is the value of the investment as a tax-deductible present to a nonprofit charity. [5.2]
8. If an integral has  $-\infty$  or  $\infty$  as one of the limits of integration, it is an improper integral. [5.3]
9. If  $f$  is a probability density function over  $[a, b]$ , then  $f(x) \geq 0$  for all  $x$  in  $[a, b]$ . [5.4]
10. If  $f$  is a probability density function over  $[a, b]$  and  $x$  is a continuous random variable over  $[a, b]$ , then the mean value of  $f(x)$  is  $(b - a)/2$ . [5.5]
11. To find the volume of the solid of revolution obtained by rotating the graph of  $y = f(x)$  about the  $x$ -axis, we must have  $f(x) \geq 0$ . [5.6]
12. If  $y = f(x)$  is a solution of  $y'' + y' = 5$ , then  $y = f(x) + C$  is also a solution. [5.7]

### REVIEW EXERCISES

Let  $D(x) = (x - 6)^2$  be the price, in dollars per unit, that consumers are willing to pay for  $x$  units of an item, and  $S(x) = x^2 + 12$  be the price, in dollars per unit, that producers are willing to accept for  $x$  units.

13. Find the equilibrium point. [5.1]
14. Find the consumer surplus at the equilibrium point. [5.1]
15. Find the producer surplus at the equilibrium point. [5.1]
16. **Business: future value.** Find the future value of \$5000, at an annual percentage rate of 5.2%, compounded continuously, for 7 yr. [5.2]
17. **Business: present value.** Find the present value of \$10,000 due in 5 yr, at an interest rate of 8.3%, compounded continuously. [5.2]
18. **Business: future value of a continuous income stream.** Find the accumulated future value of \$2500 per year, at 6.25% compounded continuously, for 8 yr. [5.2]

19. **Business: present accumulated value of a trust.** The DeMars family welcomes a new baby, and the parents want to have \$250,000 in 18 yr for their child's college education. Find the continuous money stream, at  $R(t)$  dollars per year, that they need to invest at 5.75% compounded continuously, to generate \$250,000. [5.2]
20. **Business: early retirement.** Cal Earl signs a 7-yr contract as a session drummer for a major recording company. His contract gives him a salary of \$150,000 per year. After 3 yr, the company offers to buy out the remainder of his contract. What is the least amount Cal should accept, if the going interest rate is 6.15%, compounded continuously? [5.2]
21. **Physical science: iron ore consumption.** In 2005 ( $t = 0$ ), the world production of iron ore was estimated at 1.23 billion metric tons, and production was growing exponentially at the rate of 3% per year. (Source: U.S. Energy Information Administration.) If the production continues to grow at this rate, how much iron ore will be produced from 2005 to 2016? [5.2]
22. **Physical science: depletion of iron ore.** The world reserves of iron ore in 2005 were estimated to be 160 billion metric tons. (Source: U.S. Geological Survey.) Assuming that the growth rate in Exercise 21 continues and no new reserves are discovered, when will the world reserves of iron ore be depleted? [5.2]

Determine whether each improper integral is convergent or divergent, and calculate its value if it is convergent. [5.3]

23.  $\int_1^{\infty} \frac{1}{x^2} dx$       24.  $\int_1^{\infty} e^{4x} dx$
25.  $\int_0^{\infty} e^{-2x} dx$
26. Find  $k$  such that  $f(x) = k/x^3$  is a probability density function over the interval  $[1, 2]$ . Then write the probability density function. [5.4]
27. **Business: waiting time.** A person arrives at a random time at a doctor's office where the waiting time  $t$  to see a doctor is no more than 25 min. The probability density function for  $t$  is  $f(t) = \frac{1}{25}$ , for  $0 \leq t \leq 25$ . Find the probability that a person will have to wait no more than 15 min to see a doctor. [5.4]

Given the probability density function

$$f(x) = 6x(1 - x) \quad \text{over } [0, 1]$$

find each of the following. [5.5]

28.  $E(x^2)$       29.  $E(x)$
30. The mean      31. The variance
32. The standard deviation
33. The percentile corresponding to  $x = 0.7$
- Let  $x$  be a continuous random variable with a standard normal distribution. Using Table A, find each of the following. [5.5]
34.  $P(0 \leq x \leq 1.85)$       35.  $P(-1.74 \leq x \leq 1.43)$
36.  $P(-2.08 \leq x \leq -1.18)$       37.  $P(x \geq 0)$

38. **Business: pizza sales.** The number of pizzas sold daily at Benito's Pizzeria is normally distributed with mean  $\mu = 90$  and standard deviation  $\sigma = 20$ . What is the probability that at least 100 pizzas are sold during a day? [5.5]
39. **Business: distribution of revenue.** Benito's Pizzeria has daily mean revenues that are normally distributed, with  $\mu = \$5500$  and  $\sigma = \$425$ . What is the lowest amount in the top 5% of daily revenues? [5.5]

Find the volume generated by rotating about the  $x$ -axis the region bounded by the graphs of the given equations. [5.6]

40.  $y = x^3, x = 1, x = 2$

41.  $y = \frac{1}{x+2}, x = 0, x = 1$

Solve each differential equation. [5.7]

42.  $\frac{dy}{dx} = 11x^{10}y$       43.  $\frac{dy}{dx} = \frac{2}{y}$

44.  $\frac{dy}{dx} = 4y; y = 5$  when  $x = 0$

45.  $\frac{dv}{dt} = 5v^{-2}; v = 4$  when  $t = 3$

46.  $y' = \frac{3x}{y}$       47.  $y' = 8x - xy$

48. **Economics: elasticity.** Find the demand function  $q = D(x)$ , given the elasticity condition

$$E(x) = \frac{x}{100 - x}; \quad q = 70 \text{ when } x = 30. \quad [5.7]$$

49. **Business: stock growth.** The growth rate of a stock, in dollars per month, can be modeled by

$$\frac{dV}{dt} = k(L - V),$$

where  $V$  is the value of a share, in dollars, after  $t$  months;  $k$  is a constant;  $L = \$36.37$ , the limiting value of the stock; and  $V(0) = 30$ . Find the solution of the differential equation in terms of  $t$  and  $k$ . [5.7]

## SYNTHESIS

50. The function  $f(x) = x^8$  is a probability density function over the interval  $[-c, c]$ . Find  $c$ . [5.4]

Determine whether each improper integral is convergent or divergent, and calculate its value if it is convergent. [5.3]

51.  $\int_{-\infty}^0 x^4 e^{-x^3} dx$       52.  $\int_0^{\infty} \frac{dx}{(x+1)^{4/3}}$

## TECHNOLOGY CONNECTION



53. Approximate the integral

$$\int_1^{\infty} \frac{\ln x}{x^2} dx. \quad [5.3]$$



34. **Economics: elasticity.** Find the demand function  $q = D(x)$ , given the elasticity condition  $E(x) = 4$  for all  $x > 0$ .
35. **Business: stock growth.** The growth rate of Fabric Industries stock, in dollars per month, can be modeled by

$$\frac{dV}{dt} = k(L - V),$$

where  $V$  is the value of a share, in dollars, after  $t$  months;  $L = \$36$ , the limiting value of the stock;  $k$  is a constant; and  $V(0) = 0$ .

- Write the solution  $V(t)$  in terms of  $L$  and  $k$ .
- If  $V(6) = 18$ , determine  $k$  to the nearest hundredth.
- Rewrite  $V(t)$  in terms of  $t$  and  $k$  using the value of  $k$  found in part (b).
- Use the equation in part (c) to find  $V(12)$ , the value of the stock after 12 months.
- In how many months will the value be \$30?

### SYNTHESIS

36. The function  $f(x) = x^3$  is a probability density function over the interval  $[0, b]$ . What is  $b$ ?
37. Determine whether the following improper integral is convergent or divergent, and calculate its value if it is convergent:

$$\int_{-\infty}^0 x^3 e^{-x^4} dx.$$

### TECHNOLOGY CONNECTION



38. Approximate the integral

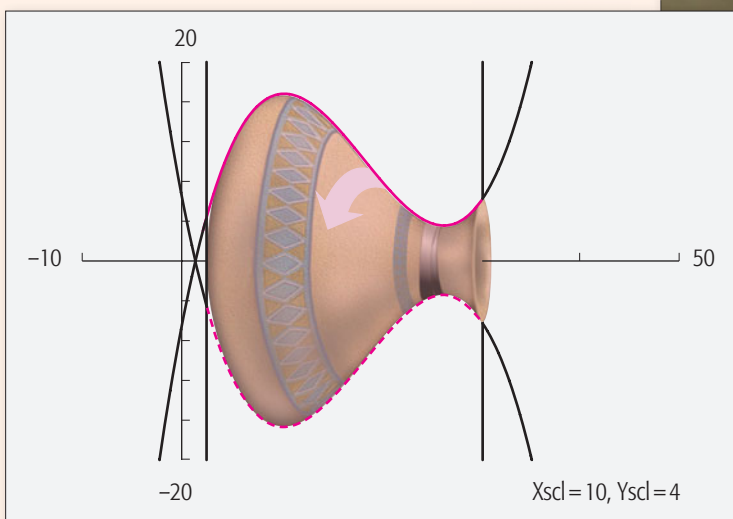
$$\int_{-\infty}^{\infty} \frac{1}{1 + x^2} dx.$$



## Curve Fitting and Volumes of Containers

Consider the urn or vase shown at the right. How could we estimate the volume? One way would be to simply fill the container with a liquid and then pour the liquid into a measuring device.

Another way, using calculus and the curve-fitting or REGRESSION feature of a graphing calculator, would be to turn the urn on its side, as shown below, take a series of vertical measurements from the center to the top, use REGRESSION, and then integrate (either by hand or with the aid of the calculator).



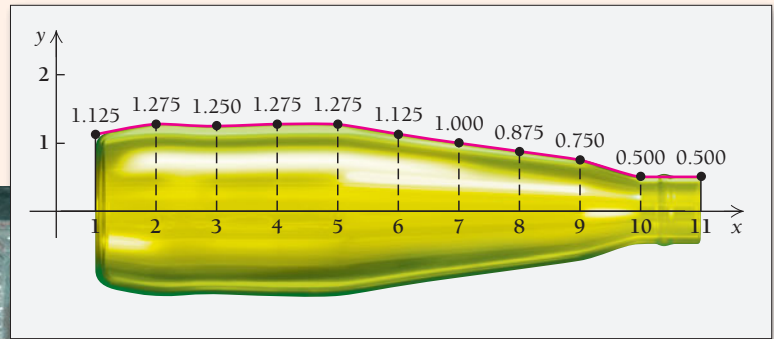
The following table is a table of values for the red curve.

x (in centimeters)	y (in centimeters)
3	4
5	10
10	17
15	16
20	10
25	5
28	3.5
34	7

## EXERCISES

- Using REGRESSION, fit a cubic polynomial function to the data.
- Using the function found in Exercise 1, integrate over the interval  $[3, 34]$  to find the volume of the urn. (*Hint:* If the function in Exercise 1 is  $Y1$ , find the volume by using the **VARs** key to enter  $\pi Y1^2$  as  $Y2$ . Then use the CALC option to integrate.)

Now consider the bottle shown at the right. To find the bottle's volume in a similar manner, we turn it on its side, use a measuring device to take vertical measurements, and proceed as we did with the urn.



The table of measurements is as follows.

$x$ (in inches)	$y$ (in inches)
1	1.125
2	1.275
3	1.250
4	1.275
5	1.275
6	1.125
7	1.000
8	0.875
9	0.750
10	0.500
11	0.500

## EXERCISES

- Using REGRESSION, fit a quartic polynomial function to the data.
- Using the function found in Exercise 3, integrate to find the volume of the bottle. Your answer will be in cubic inches. Convert it to fluid ounces using the fact that  $1 \text{ in}^3 = 0.55424 \text{ fluid ounce}$ .
- The bottle in question holds 20 oz. How good was our curve-fitting procedure for making the volume estimate?
- Find a curve that gives a better estimate of the volume. What is the curve and what is the estimated volume?

# Functions of Several Variables

## 6

## Chapter Snapshot

### What You'll Learn

- 6.1 Functions of Several Variables
- 6.2 Partial Derivatives
- 6.3 Maximum–Minimum Problems
- 6.4 An Application: The Least-Squares Technique
- 6.5 Constrained Optimization
- 6.6 Double Integrals

### Why It's Important

Functions that have more than one input are called *functions of several variables*. We introduce these functions in this chapter and learn to differentiate them to find *partial derivatives*. Then we use such functions and their partial derivatives to find regression lines and solve maximum–minimum problems. Finally, we consider the integration of functions of several variables.

### Where It's Used

#### PREDICTING THE MINIMUM WAGE

The minimum hourly wage in the United States has grown over the years, as shown in the table. Find the regression line, and use it to predict the minimum hourly wage in 2015 and 2020.

This problem appears as Exercise 5 in Section 6.4.

#### INCREASE IN THE MINIMUM WAGE

NUMBER OF YEARS, $x$ , SINCE 1990	MINIMUM HOURLY WAGE
0	3.80
1	4.25
6	4.75
7	5.15
17	5.85
18	6.55
19	7.25

(Source: [www.workworld.org](http://www.workworld.org).)





## 6.1

## OBJECTIVE

- Find a function value for a function of several variables.

## Functions of Several Variables

Suppose that a one-product firm produces  $x$  units of its product at a profit of \$4 per unit. Then its total profit  $P$  is given by

$$P(x) = 4x.$$

This is a function of one variable.

Suppose that a two-product firm produces  $x$  units of one product at a profit of \$4 per unit and  $y$  units of a second product at a profit of \$6 per unit. Then its total profit  $P$  is a function of the *two* variables  $x$  and  $y$ , and is given by

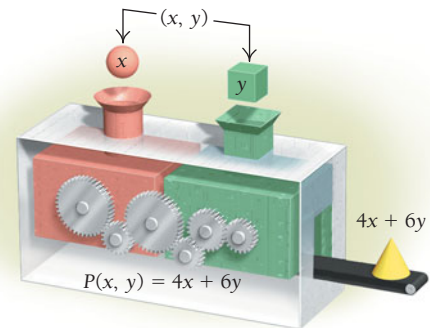
$$P(x, y) = 4x + 6y.$$

This function assigns to the input pair  $(x, y)$  a unique output number,  $4x + 6y$ .

## DEFINITION

A **function of two variables** assigns to each input pair,  $(x, y)$ , exactly one output number,  $f(x, y)$ .

We can regard a function of two variables as a machine that has two inputs. Thus, the domain is a set of pairs  $(x, y)$  in the plane. When such a function is given by a formula, the domain normally consists of all ordered pairs  $(x, y)$  that are meaningful replacements in the formula.



- **EXAMPLE 1** For the above profit function,  $P(x, y) = 4x + 6y$ , find  $P(25, 10)$ .

**Solution**  $P(25, 10)$  is defined to be the value of the function found by substituting 25 for  $x$  and 10 for  $y$ :

$$\begin{aligned} P(25, 10) &= 4 \cdot 25 + 6 \cdot 10 \\ &= 100 + 60 \\ &= \$160. \end{aligned}$$

This result means that by selling 25 units of the first product and 10 of the second, the two-product firm will make a profit of \$160.

### Quick Check 1

A company's cost function is given by

$$C(x, y) = 6.5x + 7.25y.$$

Find  $C(10, 15)$ .

### Quick Check 1

The following are examples of **functions of several variables**, that is, functions of two or more variables. If there are  $n$  variables, then there are  $n$  inputs for such a function.

- **EXAMPLE 2** **Business: Monthly Payment on an Amortized Loan.** Large purchases are often financed with an amortized loan. Borrowers like to know how much they can expect to pay per month for every thousand dollars borrowed. The monthly

payment  $P$  depends on the annual percentage rate (APR)  $r$  and the term of the loan  $t$  (in years). The function  $P$  of the two variables  $r$  and  $t$  is given by

$$P(r, t) = \frac{1000r \left(1 + \frac{r}{12}\right)^{12t}}{12 \left(1 + \frac{r}{12}\right)^{12t} - 12}$$

How much per month can a borrower expect to pay per thousand dollars borrowed at an APR of 6.5% for a 6-yr term?

**Solution** We let  $r = 0.065$  and  $t = 6$  and evaluate  $P(0.065, 6)$ :

$$P(0.065, 6) = \frac{1000(0.065) \left(1 + \frac{0.065}{12}\right)^{12(6)}}{12 \left(1 + \frac{0.065}{12}\right)^{12(6)} - 12} = \$16.81.$$

The monthly payment is \$16.81 per thousand dollars borrowed.

### Quick Check 2

Determine the monthly payment per thousand dollars borrowed at an APR of 7.25% for a term of 8 yr.

### Quick Check 2

**EXAMPLE 3 Business: Payment Tables.** The formula in Example 2 is used to generate a table of payments that allows borrowers to easily judge the combined effects of the APR and the term. The table below shows the monthly payments per thousand dollars borrowed at various APRs and terms.

		Term, $t$ (in years)				
		4	5	6	7	8
Annual Percentage Rate, $r$	0.05	\$23.03	\$18.87	\$16.10	\$14.13	\$12.66
	0.055	\$23.26	\$19.10	\$16.34	\$14.37	\$12.90
	0.06	\$23.49	\$19.33	\$16.57	\$14.61	\$13.14
	0.065	\$23.71	\$19.57	\$16.81	\$14.85	\$13.39
	0.07	\$23.95	\$19.80	\$17.05	\$15.09	\$13.63
	0.075	\$24.18	\$20.04	\$17.29	\$15.34	\$13.88

- What can a borrower expect to pay per month at an APR of 5.5% for a 7-yr term?
- What can a borrower expect to pay per month at the same APR as in part (a) but for 6-yr term?

**Solution** The monthly payments are read directly from the table.

- We see that  $P(0.055, 7) = \$14.37$  per month.
- From the table,  $P(0.055, 6) = \$16.34$  per month.

The borrower pays more per month with a 6-yr term, but less overall than at the same rate for a 7-yr term: \$16.34 for 72 months, for a total payment of \$1,176.48 for the 6-yr term, or \$14.37 for 84 months, for a total of \$1,207.08 for the 7-yr term. Tables like the one above allow us to see the behavior of a multivariable function at a glance.

### Quick Check 3

- What is the monthly payment per thousand dollars borrowed at an APR of 6.5% for a term of 5 yr?
- How much less per month would the payment be with the same APR but for a term of 6 yr?

### Quick Check 3

■ **EXAMPLE 4 Business: Total Cost.** The total cost to a company, in thousands of dollars, of producing its goods is given by

$$C(x, y, z, w) = 4x^2 + 5y + z - \ln(w + 1),$$

where  $x$  dollars are spent for labor,  $y$  dollars for raw materials,  $z$  dollars for advertising, and  $w$  dollars for machinery. This is a function of four variables (all in thousands of dollars). Find  $C(3, 2, 0, 10)$ .

**Solution** We substitute 3 for  $x$ , 2 for  $y$ , 0 for  $z$ , and 10 for  $w$ :

$$\begin{aligned} C(3, 2, 0, 10) &= 4 \cdot 3^2 + 5 \cdot 2 + 0 - \ln(10 + 1) \\ &= 4 \cdot 9 + 10 + 0 - 2.397895 \\ &\approx \$43.6 \text{ thousand, or } \$43,600. \end{aligned}$$

■ **EXAMPLE 5 Business: Cost of Storage Equipment.** A business purchases a piece of storage equipment that costs  $C_1$  dollars and has capacity  $V_1$ . Later it wishes to replace the original with a new piece of equipment that costs  $C_2$  dollars and has capacity  $V_2$ . Industrial economists have found that in such cases, the cost of the new piece of equipment can be estimated by the function of three variables

$$C_2 = \left(\frac{V_2}{V_1}\right)^{0.6} C_1.$$

For \$45,000, a beverage company buys a manufacturing tank that has a capacity of 10,000 gallons. Later it decides to buy a tank with double the capacity of the original. Estimate the cost of the new tank.

**Solution** We substitute 20,000 for  $V_2$ , 10,000 for  $V_1$ , and 45,000 for  $C_1$ :

$$\begin{aligned} C_2 &= \left(\frac{20,000}{10,000}\right)^{0.6} (45,000) \\ &= 2^{0.6} (45,000) \\ &\approx \$68,207.25. \end{aligned}$$

Note that a 100% increase in capacity was achieved by about a 52% increase in cost. This is independent of any increase in the costs of labor, management, or other equipment resulting from the purchase of the tank.

◀ Quick Check 4

► Quick Check 4

- Repeat Example 5 assuming that the company buys a tank with a capacity of 2.75 times that of the original.
- What is the percentage increase in cost for this tank compared to the cost of the original tank?



■ **EXAMPLE 6 Social Science: The Gravity Model.** As the populations of two cities grow, the number of telephone calls between the cities increases, much like the gravitational pull will increase between two growing objects in space. The average number of telephone calls per day between two cities is given by

$$N(d, P_1, P_2) = \frac{2.8P_1P_2}{d^{2.4}},$$

where  $d$  is the distance, in miles, between the cities and  $P_1$  and  $P_2$  are their populations. The cities of Dallas and Fort Worth are 30 mi apart and have populations of 1,279,910 and 720,250, respectively. (Sources: Population Division, U.S. Census Bureau, 2009 estimates, and Rand McNally.) Find the average number of calls per day between the two cities.



### Quick Check 5

Find the average number of calls per day between Phoenix, Arizona (population 1,552,300) and Tucson, Arizona (population 541,800), given that the distance between the two cities is 120 mi. (Source: www.census.gov.)

**Solution** We evaluate the function with the aid of a calculator:

$$N(30, 1,279,910, 720,250) = \frac{2.8(1,279,910)(720,250)}{30^{2.4}} \approx 735,749,066.$$

### Quick Check 5

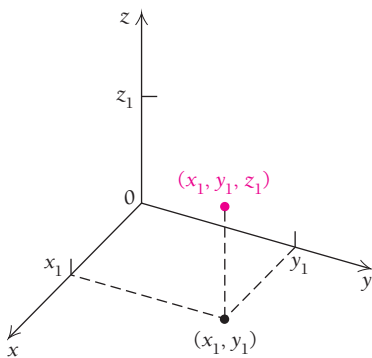
## Geometric Interpretations

Visually, a function of two variables,

$$z = f(x, y),$$

can be thought of as matching a point  $(x_1, y_1)$  in the  $xy$ -plane with the number  $z_1$  on a number line. Thus, to graph a function of two variables, we need a three-dimensional coordinate system. The axes are generally placed as shown to the left. The line  $z$ , called the  $z$ -axis, is placed perpendicular to the  $xy$ -plane at the origin.

To help visualize this, think of looking into the corner of a room, where the floor is the  $xy$ -plane and the  $z$ -axis is the intersection of the two walls. To plot a point  $(x_1, y_1, z_1)$ , we locate the point  $(x_1, y_1)$  in the  $xy$ -plane and move up or down in space according to the value of  $z_1$ .



**EXAMPLE 7** Plot these points:

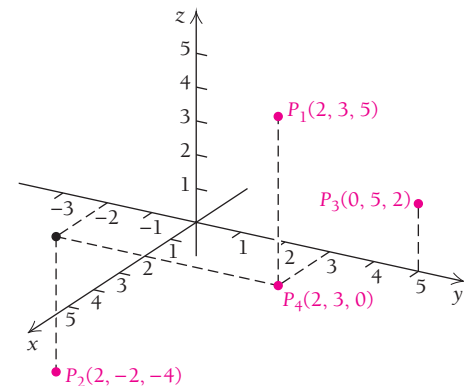
$$P_1(2, 3, 5),$$

$$P_2(2, -2, -4),$$

$$P_3(0, 5, 2),$$

and  $P_4(2, 3, 0).$

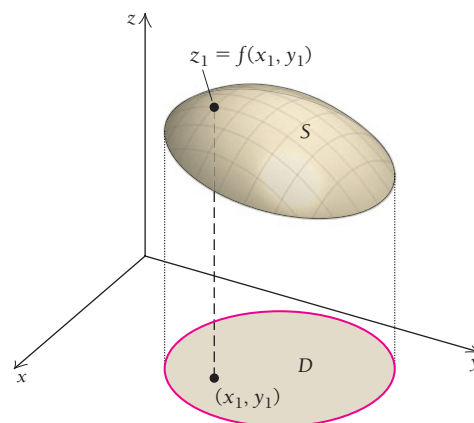
**Solution** The solution is shown at the right.



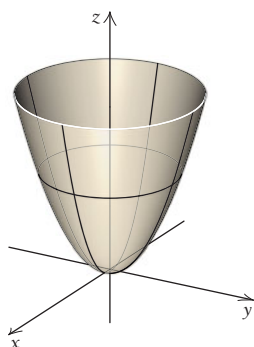
The *graph* of a function of two variables,

$$z = f(x, y),$$

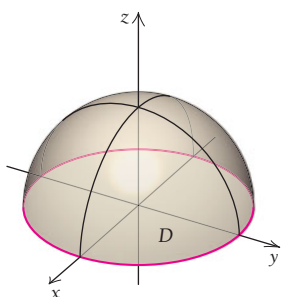
consists of ordered triples  $(x_1, y_1, z_1)$ , where  $z_1 = f(x_1, y_1)$ . This graph takes the form of a **surface**. The **domain** of a two-variable function is the set of points in the  $xy$ -plane for which  $f$  is defined.



Elliptic paraboloid:  $z = x^2 + y^2$



Hemisphere:  $z = \sqrt{1 - x^2 - y^2}$



### Quick Check 6

Determine the domain of each multivariable function.

- a)  $f(x, y) = \frac{x + y}{x - y}$   
 b)  $g(x, y) = \frac{1}{x - 2} + \frac{2}{3 + y}$   
 c)  $h(x, y) = \ln(y - x^3)$

### EXAMPLE 8 Determine the domain of each two-variable function.

- a)  $f(x, y) = x^2 + y^2$   
 b)  $g(x, y) = \sqrt{1 - x^2 - y^2}$   
 c)  $h(x, y) = x^2 + y^2 + \frac{1}{x^2 + y^2}$

#### Solution

- a) Since we can square any real number and sum any two squares, the function  $f$  is defined for all  $x$  and all  $y$ . Therefore, the domain for  $f$  is

$$D = \{(x, y) \mid -\infty < x < \infty, -\infty < y < \infty\}.$$

The graph of  $f$  is a surface called an *elliptic paraboloid*. Satellite dishes are elliptic paraboloids: the weak incoming signals bounce off the interior surface of the paraboloid and collect at a single point, called the *focus*, thus amplifying the signal.

- b) The expression within the radical must be nonnegative. Therefore,  $1 - x^2 - y^2 \geq 0$ , which simplifies to  $x^2 + y^2 \leq 1$ . The domain for  $g$  is

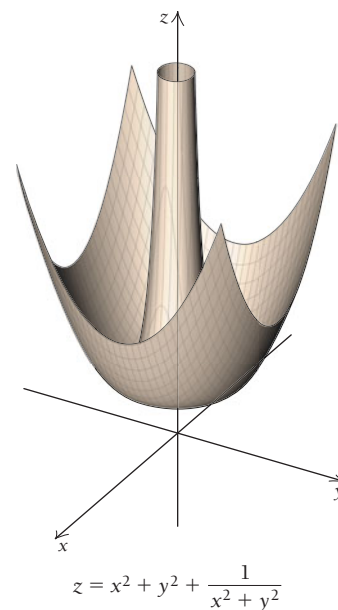
$$D = \{(x, y) \mid x^2 + y^2 \leq 1\}.$$

The graph of  $g$  is a surface called a *hemisphere*, of radius 1. Its domain is a filled-in circle of radius 1. We can think of the domain of  $g$  as the “shadow” it casts on the  $xy$ -plane.

- c) Since zero cannot be in the denominator, we must have  $x^2 + y^2 \neq 0$ . Therefore,  $x$  and  $y$  cannot be 0 simultaneously. The domain of  $h$  is

$$D = \{(x, y) \mid (x, y) \neq (0, 0)\}.$$

The graph of  $h$  is shown at right.



### Quick Check 6

## TECHNOLOGY CONNECTION



## Exploratory


Another useful and inexpensive app for the iPhone and iPod Touch is Grafly, a graphing calculator that creates visually appealing 3D graphs of functions of two variables. It has full graphing interactivity, with touch-based zoom and scroll features. Live gravity mode allows graph exploration through simply moving the device “around the figure” to view it from any angle.

This app is well explained at the iPhone store. Some functions and their graphs are presented here as examples.

**EXAMPLE 1** Graph:  $(1 - \sqrt{x^2 + y^2})^2 + z^2 = 0.2$ .  
This is entered as follows:

$$(1 - \sqrt{x^2 + y^2})^2 + z^2 = 0.2$$

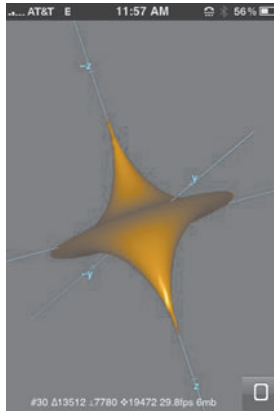
The graph is shown at the right.



**EXAMPLE 2** Graph:  $|(2x^2 + 2y^2)^{0.25}| + |\sqrt{z}| = 1$ .  
This is entered as follows:

$$\text{abs}((2x^2 + 2y^2)^{0.25}) + \text{abs}(z^{0.5}) = 1$$

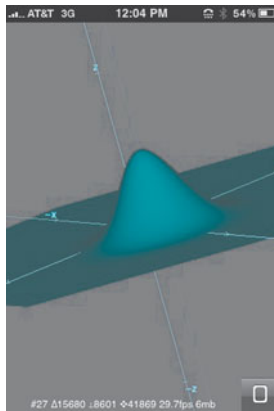
The graph is shown at the right.



**EXAMPLE 3** Graph:  $z = e^{-4(x^2 + y^2)}$ .  
This is entered as follows:

$$z = e^{-4(x^2 + y^2)}$$


The graph is shown at the right.



**EXAMPLE 4** Graph:  $(xy)^2 + (yz)^2 + (zx)^2 = xyz$ .  
This is entered as follows:

$$(xy)^2 + (yz)^2 + (zx)^2 = xyz$$

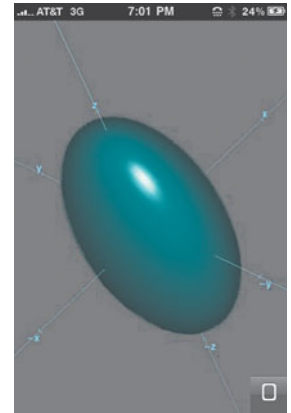
The graph is shown at the right.



**EXAMPLE 5** Graph:  $4x^2 + 2y^2 + z^2 = 1$ .  
This is entered as follows:

$$4x^2 + 2y^2 + z^2 = 1$$


The graph is shown at the right.



**EXAMPLE 6** Graph:  $z = -8xe^{-4(x^2 + y^2)}$ .  
This is entered as follows:

$$z = -8xe^{-4(x^2 + y^2)}$$

The graph is shown at the right.



## EXERCISE

Use Grafly to graph the functions in Exercises 1–12 on p. 554.

## Section Summary

- A function of two variables assigns to each input pair,  $(x, y)$ , exactly one output number,  $f(x, y)$ .
- A function of two variables generates points  $(x, y, z)$ , where  $z = f(x, y)$ .
- The graph of a function of two variables is a *surface* and requires a three-dimensional coordinate system.
- The *domain* of a function of two variables is the set of points in the  $xy$ -plane for which the function is defined.

### EXERCISE SET

## 6.1

1. For  $f(x, y) = x^2 - 3xy$ , find  $f(0, -2)$ ,  $f(2, 3)$ , and  $f(10, -5)$ .
2. For  $f(x, y) = (y^2 + 2xy)^3$ , find  $f(-2, 0)$ ,  $f(3, 2)$ , and  $f(-5, 10)$ .
3. For  $f(x, y) = 3^x + 7xy$ , find  $f(0, -2)$ ,  $f(-2, 1)$ , and  $f(2, 1)$ .
4. For  $f(x, y) = \log_{10}(x + y) + 3x^2$ , find  $f(3, 7)$ ,  $f(1, 99)$ , and  $f(2, -1)$ .
5. For  $f(x, y) = \ln x + y^3$ , find  $f(e, 2)$ ,  $f(e^2, 4)$ , and  $f(e^3, 5)$ .
6. For  $f(x, y) = 2^x - 3^y$ , find  $f(0, 2)$ ,  $f(3, 1)$ , and  $f(2, 3)$ .
7. For  $f(x, y, z) = x^2 - y^2 + z^2$ , find  $f(-1, 2, 3)$  and  $f(2, -1, 3)$ .
8. For  $f(x, y, z) = 2^x + 5zy - x$ , find  $f(0, 1, -3)$  and  $f(1, 0, -3)$ .

In Exercises 9–12, determine the domain of each function of two variables.

9.  $f(x, y) = \sqrt{y - 3x}$
10.  $g(x, y) = \frac{1}{y + x^2}$
11.  $h(x, y) = xe^{\sqrt{y}}$
12.  $k(x, y) = \frac{1}{x} + \frac{y}{x - 1}$

### APPLICATIONS

#### Business and Economics

13. **Price–earnings ratio.** The price–earnings ratio of a stock is given by

$$R(P, E) = \frac{P}{E},$$

where  $P$  is the price of the stock and  $E$  is the earnings per share. The price per share of Hewlett-Packard stock was \$32.03, and the earnings per share were \$1.25. (Source: yahoo.finance.com.) Find the price–earnings ratio. Use decimal notation rounded to the nearest hundredth.

14. **Yield.** The yield of a stock is given by

$$Y(D, P) = \frac{D}{P},$$

where  $D$  is the dividend per share of stock and  $P$  is the price per share. The price per share of Texas Instruments stock was \$30, and the dividend per share was \$0.12. (Source: yahoo.finance.com.) Find the yield. Use percent notation rounded to the nearest hundredth of a percent.

15. **Cost of storage equipment.** Consider the cost model in Example 5. For \$100,000, a company buys a storage tank that has a capacity of 80,000 gal. Later it replaces the tank with a new tank that has double the capacity of the original. Estimate the cost of the new tank.

16. **Savings and interest.** A sum of \$1000 is deposited in a savings account for which interest is compounded monthly. The future value  $A$  is a function of the annual percentage rate  $r$  and the term  $t$ , in months, and is given by

$$A(r, t) = 1000 \left( 1 + \frac{r}{12} \right)^{12t}.$$

- a) Determine  $A(0.05, 10)$ .
  - b) What is the interest earned for the rate and term in part (a)?
  - c) How much more interest can be earned over the same term as in part (a) if the APR is increased to 5.75%?
17. **Monthly car payments.** Kim is shopping for a car. She will finance \$10,000 through a lender. Use the table in Example 3 to answer the following questions.
    - a) One lender offers Kim an APR of 6% for a 6-yr term. What would Kim's monthly payment be?
    - b) A competing lender offers an APR of 5.5% but for a 7-yr term. What would Kim's monthly payment be?
    - c) Assume that Kim makes the minimum payment each month for the entire term of the loan. Calculate her total payments for both options described in parts (a) and (b). Which option costs Kim less overall?

#### Life and Physical Sciences

18. **Poiseuille's Law.** The speed of blood in a vessel is given by

$$V(L, p, R, r, v) = \frac{p}{4Lv}(R^2 - r^2),$$

where  $R$  is the radius of the vessel,  $r$  is the distance of the blood from the center of the vessel,  $L$  is the length of the blood vessel,  $p$  is the pressure, and  $v$  is the viscosity. Find  $V(1, 100, 0.0075, 0.0025, 0.05)$ .

19. **Wind speed of a tornado.** Under certain conditions, the wind speed  $S$ , in miles per hour, of a tornado at a distance  $d$  feet from its center can be approximated by the function

$$S(a, d, V) = \frac{aV}{0.51d^2},$$

where  $a$  is a constant that depends on certain atmospheric conditions and  $V$  is the approximate volume of the tornado, in cubic feet. Approximate the wind speed 100 ft from the center of a tornado when its volume is 1,600,000 ft<sup>3</sup> and  $a = 0.78$ .



20. **Body surface area.** The Mosteller formula for approximating the surface area  $S$ , in square meters (m<sup>2</sup>), of a human is given by

$$S(h, w) = \frac{\sqrt{hw}}{60},$$

where  $h$  is the person's height in centimeters and  $w$  is the person's weight in kilograms. (Source: www.halls.md.) Use the Mosteller approximation to estimate the surface area of a person whose height is 165 cm and whose weight is 80 kg.

21. **Body surface area.** The Haycock formula for approximating the surface area  $S$ , in square meters (m<sup>2</sup>), of a human is given by

$$S(h, w) = 0.024265h^{0.3964}w^{0.5378},$$

where  $h$  is the person's height in centimeters and  $w$  is the person's weight in kilograms. (Source: www.halls.md.) Use the Haycock approximation to estimate the surface area of a person whose height is 165 cm and whose weight is 80 kg.

**General Interest**

22. **Goals against average.** A hockey goaltender's goals against average  $A$  is a function of the number of goals  $g$  allowed and the number  $m$  of minutes played and is given by the formula

$$A(g, m) = \frac{60g}{m}.$$

- a) Determine the goals against average of a goaltender who allows 35 goals while playing 820 min. Round  $A$  to the nearest hundredth.

- b) A goaltender gave up 124 goals during the season and had a goals against average of 3.75. How many minutes did he play? (Round to the nearest integer.)  
c) State the domain for  $A$ .

23. **Dewpoint.** The dewpoint is the temperature at which moisture in the air condenses into liquid (dew). It is a function of air temperature  $t$  and relative humidity  $h$ . The table below shows the dewpoints for select values of  $t$  and  $h$ .

		Relative Humidity (%)				
		20	40	60	80	100
Air Temperature (degrees Fahrenheit)	70	29	44	55	63	70
	80	35	53	65	73	80
	90	43	62	74	83	90
	100	52	71	84	93	100

- a) What is the dewpoint when the air temperature is 80°F with a relative humidity of 60%?  
b) What is the dewpoint when the air temperature is 90°F with a relative humidity of 40%?  
c) The air feels humid when the dewpoint reaches about 60. If the air temperature is 100°F, at what approximate relative humidity will the air feel humid?  
d) Explain why the dewpoint is equal to the air temperature when the relative humidity is 100%.

**SYNTHESIS**

24. For the tornado described in Exercise 19, if the wind speed measures 200 mph, how far from the center was the measurement taken?  
25. According to the Mosteller formula in Exercise 20, if a person's weight drops 19%, by what percentage does his or her surface area change?  
26. Explain the difference between a function of two variables and a function of one variable.  
27. Find some examples of functions of several variables not considered in the text, even some that may not have formulas.

**TECHNOLOGY CONNECTION**



**General Interest**

**Wind chill temperature.** Because wind speed enhances the loss of heat from the skin, we feel colder when there is wind than when there is not. The wind chill temperature is what the temperature would have to be with no wind in order to give the same chilling effect. The wind chill temperature,  $W$ , is given by

$$W(v, T) = 91.4 - \frac{(10.45 + 6.68\sqrt{v} - 0.447v)(457 - 5T)}{110},$$



where  $T$  is the actual temperature measured by a thermometer, in degrees Fahrenheit, and  $v$  is the speed of the wind, in miles per hour. Find the wind chill temperature in each case. Round to the nearest degree.

28.  $T = 30^\circ\text{F}$ ,  $v = 25$  mph

29.  $T = 20^\circ\text{F}$ ,  $v = 20$  mph

30.  $T = 20^\circ\text{F}$ ,  $v = 40$  mph

31.  $T = -10^\circ\text{F}$ ,  $v = 30$  mph



32. Use a computer graphics program such as *Maple* or *Mathematica*, an Internet site such as [www.wolframalpha.com](http://www.wolframalpha.com), a graphing calculator, or an iPhone app such as *Graffy* to view the graph of each function given in Exercises 1–8.

Use a 3D graphics program to generate the graph of each function.

33.  $f(x, y) = y^2$                       34.  $f(x, y) = x^2 + y^2$

35.  $f(x, y) = (x^4 - 16x^2)e^{-y^2}$

36.  $f(x, y) = 4(x^2 + y^2) - (x^2 + y^2)^2$

37.  $f(x, y) = x^3 - 3xy^2$

38.  $f(x, y) = \frac{1}{x^2 + 4y^2}$

### Answers to Quick Checks

1. \$173.75    2. \$13.76    3. (a) \$19.57    (b) \$2.76

4. (a) \$82,568.07    (b) 83.5% increase

5. 24,095,597 calls/day    6. (a)  $D = \{(x, y) \mid y \neq x\}$

(b)  $D = \{(x, y) \mid x \neq 2, y \neq -3\}$     (c)  $D = \{(x, y) \mid y > x^3\}$

## 6.2

### OBJECTIVES

- Find the partial derivatives of a given function.
- Evaluate partial derivatives.
- Find the four second-order partial derivatives of a function in two variables.

## Partial Derivatives

### Finding Partial Derivatives

Consider the function  $f$  given by

$$z = f(x, y) = x^2y^3 + xy + 4y^2.$$

Suppose for the moment that we fix  $y$  at 3. Then

$$f(x, 3) = x^2(3^3) + x(3) + 4(3^2) = 27x^2 + 3x + 36.$$

Note that we now have a function of only one variable. Taking the first derivative with respect to  $x$ , we have

$$54x + 3.$$

In general, without replacing  $y$  with a specific number, we can consider  $y$  fixed. Then  $f$  becomes a function of  $x$  alone, and we can calculate its derivative with respect to  $x$ . This derivative is called the *partial derivative of  $f$  with respect to  $x$* . Notation for this partial derivative is

$$\frac{\partial f}{\partial x} \quad \text{or} \quad \frac{\partial z}{\partial x}.$$

Now, let's again consider the function

$$z = f(x, y) = x^2y^3 + xy + 4y^2.$$

The color blue indicates the variable  $x$  when we fix  $y$  and treat it as a constant. The expressions  $y^3$ ,  $y$ , and  $y^2$  are then also treated as constants. We have

$$\frac{\partial f}{\partial x} = \frac{\partial z}{\partial x} = 2xy^3 + y.$$

Similarly, we find  $\partial f/\partial y$  or  $\partial z/\partial y$  by fixing  $x$  (treating it as a constant) and calculating the derivative with respect to  $y$ . From

$$z = f(x, y) = x^2y^3 + xy + 4y^2, \quad \text{The color blue indicates the variable.}$$

we get

$$\frac{\partial f}{\partial y} = \frac{\partial z}{\partial y} = 3x^2y^2 + x + 8y.$$

A definition of partial derivatives is as follows.

### DEFINITION

For  $z = f(x, y)$ , the partial derivatives with respect to  $x$  and  $y$  are

$$\frac{\partial z}{\partial x} = \lim_{h \rightarrow 0} \frac{f(x+h, y) - f(x, y)}{h} \quad \text{and} \quad \frac{\partial z}{\partial y} = \lim_{h \rightarrow 0} \frac{f(x, y+h) - f(x, y)}{h}.$$

We can find partial derivatives of functions of any number of variables. Since we can apply the theorems for finding derivatives presented earlier, we will rarely need to use the definition to find a partial derivative.

**EXAMPLE 1** For  $w = x^2 - xy + y^2 + 2yz + 2z^2 + z$ , find

$$\frac{\partial w}{\partial x}, \quad \frac{\partial w}{\partial y}, \quad \text{and} \quad \frac{\partial w}{\partial z}.$$

**Solution** In order to find  $\partial w/\partial x$ , we regard  $x$  as the variable and treat  $y$  and  $z$  as constants. From

$$w = x^2 - xy + y^2 + 2yz + 2z^2 + z,$$

we get

$$\frac{\partial w}{\partial x} = 2x - y.$$

To find  $\partial w/\partial y$ , we regard  $y$  as the variable and treat  $x$  and  $z$  as constants. We get

$$\frac{\partial w}{\partial y} = -x + 2y + 2z;$$

To find  $\partial w/\partial z$ , we regard  $z$  as the variable and treat  $x$  and  $y$  as constants. We get

$$\frac{\partial w}{\partial z} = 2y + 4z + 1.$$

### Quick Check 1

For  $u = x^2y^3z^4$ , find  $\frac{\partial u}{\partial x}$ ,  $\frac{\partial u}{\partial y}$ , and  $\frac{\partial u}{\partial z}$ .

### Quick Check 1

We will often make use of a simpler notation:  $f_x$  for the partial derivative of  $f$  with respect to  $x$  and  $f_y$  for the partial derivative of  $f$  with respect to  $y$ . Similarly, if  $z = f(x, y)$ , then  $z_x$  represents the partial derivative of  $z$  with respect to  $x$ , and  $z_y$  represents the partial derivative of  $z$  with respect to  $y$ .

■ **EXAMPLE 2** For  $f(x, y) = 3x^2y + xy$ , find  $f_x$  and  $f_y$ .

**Solution** We have

$$\begin{aligned} f_x &= 6xy + y, && \text{Treating } y \text{ as a constant} \\ f_y &= 3x^2 + x. && \text{Treating } x^2 \text{ and } x \text{ as constants} \end{aligned}$$

► **Quick Check 2**

For  $f(x, y) = 7x^3y^2 - \frac{x}{y}$ ,  
find  $f_x$  and  $f_y$ .

◀ **Quick Check 2**

For the function in Example 2, let's evaluate  $f_x$  at  $(2, -3)$ :

$$\begin{aligned} f_x(2, -3) &= 6 \cdot 2 \cdot (-3) + (-3) \\ &= -39. \end{aligned}$$

If we use the notation  $\partial f / \partial x = 6xy + y$ , where  $f = 3x^2y + xy$ , the value of the partial derivative at  $(2, -3)$  is given by

$$\begin{aligned} \left. \frac{\partial f}{\partial x} \right|_{(2, -3)} &= 6 \cdot 2 \cdot (-3) + (-3) \\ &= -39. \end{aligned}$$

However, this notation is not quite as convenient as  $f_x(2, -3)$ .

■ **EXAMPLE 3** For  $f(x, y) = e^{xy} + y \ln x$ , find  $f_x$  and  $f_y$ .

**Solution**

$$\begin{aligned} f_x &= y \cdot e^{xy} + y \cdot \frac{1}{x} \\ &= ye^{xy} + \frac{y}{x}, \\ f_y &= x \cdot e^{xy} + 1 \cdot \ln x \\ &= xe^{xy} + \ln x \end{aligned}$$

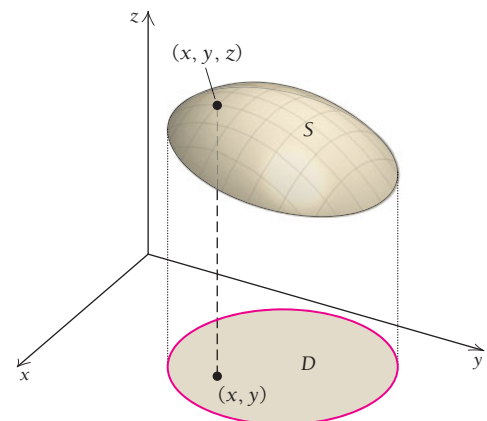
**TECHNOLOGY CONNECTION** 

**Exploratory**

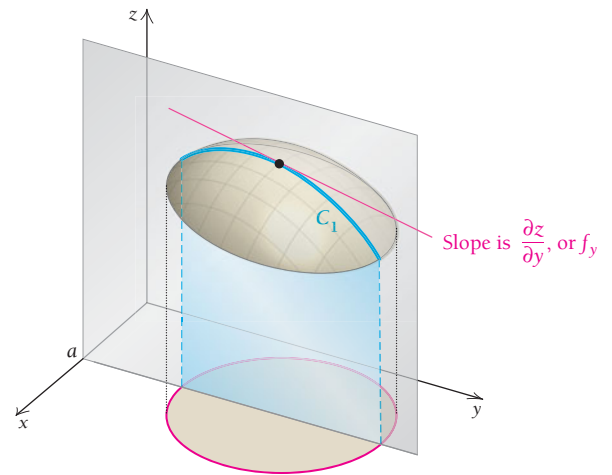
Consider finding values of a partial derivative of  $f(x, y) = 3x^3y + 2xy$  using a calculator that finds derivatives of functions of one variable. How can you find  $f_x(-4, 1)$ ? Then how can you find  $f_y(2, 6)$ ?

## The Geometric Interpretation of Partial Derivatives

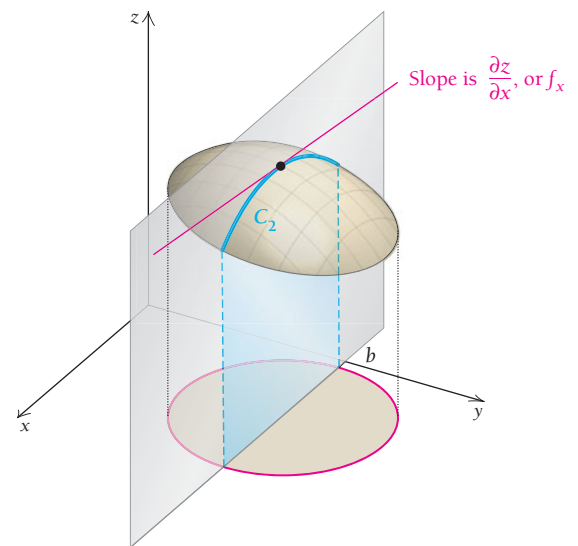
The graph of a function of two variables  $z = f(x, y)$  is a surface  $S$ , which might have a graph similar to the one shown to the right, where each input pair  $(x, y)$  in the domain  $D$  has only one output,  $z = f(x, y)$ .



Now suppose that we hold  $x$  fixed at the value  $a$ . The set of all points for which  $x = a$  is a plane parallel to the  $yz$ -plane; thus, when  $x$  is fixed at  $a$ ,  $y$  and  $z$  vary along that plane, as shown to the right. The plane in the figure cuts the surface along the curve  $C_1$ . The partial derivative  $f_y$  gives the slope of tangent lines to this curve, in the positive  $y$ -direction.



Similarly, if we hold  $y$  fixed at the value  $b$ , we obtain a curve  $C_2$ , as shown to the right. The partial derivative  $f_x$  gives the slope of tangent lines to this curve, in the positive  $x$ -direction.



## An Economics Application: The Cobb–Douglas Production Function

One model of production that is frequently considered in business and economics is the *Cobb–Douglas production function*:

$$p(x, y) = Ax^a y^{1-a}, \quad \text{for } A > 0 \quad \text{and} \quad 0 < a < 1,$$

where  $p$  is the number of units produced with  $x$  units of labor and  $y$  units of capital. (Capital is the cost of machinery, buildings, tools, and other supplies.) The partial derivatives

$$\frac{\partial p}{\partial x} \quad \text{and} \quad \frac{\partial p}{\partial y}$$

are called, respectively, the *marginal productivity of labor* and the *marginal productivity of capital*.

**EXAMPLE 4** A cellular phone company has the following production function for a smart phone:

$$p(x, y) = 50x^{2/3}y^{1/3},$$

where  $p$  is the number of units produced with  $x$  units of labor and  $y$  units of capital.

- Find the number of units produced with 125 units of labor and 64 units of capital.
- Find the marginal productivities.
- Evaluate the marginal productivities at  $x = 125$  and  $y = 64$ .

**Solution**

$$\text{a) } p(125, 64) = 50(125)^{2/3}(64)^{1/3} = 50(25)(4) = 5000 \text{ units}$$

$$\text{b) } \text{Marginal productivity of labor} = \frac{\partial p}{\partial x} = p_x = 50\left(\frac{2}{3}\right)x^{-1/3}y^{1/3} = \frac{100y^{1/3}}{3x^{1/3}}$$

$$\text{Marginal productivity of capital} = \frac{\partial p}{\partial y} = p_y = 50\left(\frac{1}{3}\right)x^{2/3}y^{-2/3} = \frac{50x^{2/3}}{3y^{2/3}}$$

c) For 125 units of labor and 64 units of capital, we have

$$\begin{aligned} \text{Marginal productivity of labor} &= p_x(125, 64) \\ &= \frac{100(64)^{1/3}}{3(125)^{1/3}} = \frac{100(4)}{3(5)} = 26\frac{2}{3}, \end{aligned}$$

$$\begin{aligned} \text{Marginal productivity of capital} &= p_y(125, 64) \\ &= \frac{50(125)^{2/3}}{3(64)^{2/3}} = \frac{50(25)}{3(16)} = 26\frac{1}{24}. \end{aligned}$$

**Quick Check 3**

A publisher's production function for textbooks is given by  $p(x, y) = 72x^{0.8}y^{0.2}$ , where  $p$  is the number of books produced,  $x$  is units of labor, and  $y$  is units of capital. Determine the marginal productivities at  $x = 90$  and  $y = 50$ .

**Quick Check 3**

Let's interpret the marginal productivities of Example 4. To visualize the marginal productivity of labor, suppose that capital is fixed at 64 units. Then a one-unit change in labor, from 125 to 126, will cause production to increase by about  $26\frac{2}{3}$  units. To visualize the marginal productivity of capital, suppose that the amount of labor is fixed at 125 units. Then a one-unit change in capital from 64 to 65 will cause production to increase by about  $26\frac{1}{24}$  units.

A Cobb–Douglas production function is consistent with the law of diminishing returns. That is, if one input (either labor or capital) is held fixed while the other increases infinitely, then production will eventually increase at a decreasing rate. With such functions, it also turns out that if a certain maximum production is possible, then the expense of more labor, for example, may be required for that maximum output to be attainable.

**Higher-Order Partial Derivatives**

Consider

$$z = f(x, y) = 3xy^2 + 2xy + x^2.$$

$$\text{Then } \frac{\partial z}{\partial x} = \frac{\partial f}{\partial x} = 3y^2 + 2y + 2x.$$

Suppose that we continue and find the first partial derivative of  $\partial z/\partial x$  with respect to  $y$ . This will be a **second-order partial derivative** of the original function  $z$ . Its notation is as follows:

$$\frac{\partial}{\partial y}\left(\frac{\partial z}{\partial x}\right) = \frac{\partial}{\partial y}\left(\frac{\partial f}{\partial x}\right) = \frac{\partial}{\partial y}(3y^2 + 2y + 2x) = 6y + 2.$$

The notation  $\frac{\partial}{\partial y}\left(\frac{\partial z}{\partial x}\right)$  is often expressed as

$$\frac{\partial^2 z}{\partial y \partial x} \quad \text{or} \quad \frac{\partial^2 f}{\partial y \partial x}.$$

We could also denote the preceding partial derivative using the notation  $f_{xy}$ :

$$f_{xy} = 6y + 2.$$

Note that in the notation  $f_{xy}$ ,  $x$  and  $y$  are in the order (left to right) in which the differentiation is done, but in

$$\frac{\partial^2 f}{\partial y \partial x},$$

the order of  $x$  and  $y$  is reversed. In each case, the differentiation with respect to  $x$  is done first, followed by differentiation with respect to  $y$ .

Notation for the four second-order partial derivatives is as follows.

#### DEFINITION Second-Order Partial Derivatives

$$1. \frac{\partial^2 z}{\partial x \partial x} = \frac{\partial^2 f}{\partial x \partial x} = \frac{\partial^2 z}{\partial x^2} = \frac{\partial^2 f}{\partial x^2} = f_{xx}$$

Take the partial with respect to  $x$ , and then with respect to  $x$  again.

$$2. \frac{\partial^2 z}{\partial y \partial x} = \frac{\partial^2 f}{\partial y \partial x} = f_{xy}$$

Take the partial with respect to  $x$ , and then with respect to  $y$ .

$$3. \frac{\partial^2 z}{\partial x \partial y} = \frac{\partial^2 f}{\partial x \partial y} = f_{yx}$$

Take the partial with respect to  $y$ , and then with respect to  $x$ .

$$4. \frac{\partial^2 z}{\partial y \partial y} = \frac{\partial^2 f}{\partial y \partial y} = \frac{\partial^2 z}{\partial y^2} = \frac{\partial^2 f}{\partial y^2} = f_{yy}$$

Take the partial with respect to  $y$ , and then with respect to  $y$  again.

#### EXAMPLE 5 For

$$z = f(x, y) = x^2y^3 + x^4y + xe^y,$$

find the four second-order partial derivatives.

#### Solution

$$\begin{aligned} \text{a) } \frac{\partial^2 f}{\partial x^2} &= f_{xx} = \frac{\partial}{\partial x}(2xy^3 + 4x^3y + e^y) \\ &= 2y^3 + 12x^2y \end{aligned}$$

Differentiate twice with respect to  $x$ .

$$\begin{aligned} \text{b) } \frac{\partial^2 f}{\partial y \partial x} &= f_{xy} = \frac{\partial}{\partial y}(2xy^3 + 4x^3y + e^y) \\ &= 6xy^2 + 4x^3 + e^y \end{aligned}$$

Differentiate with respect to  $x$  and then with respect to  $y$ .

$$\begin{aligned} \text{c) } \frac{\partial^2 f}{\partial x \partial y} &= f_{yx} = \frac{\partial}{\partial x}(3x^2y^2 + x^4 + xe^y) \\ &= 6xy^2 + 4x^3 + e^y \end{aligned}$$

Differentiate with respect to  $y$  and then with respect to  $x$ .

$$\begin{aligned} \text{d) } \frac{\partial^2 f}{\partial y^2} &= f_{yy} = \frac{\partial}{\partial y}(3x^2y^2 + x^4 + xe^y) \\ &= 6x^2y + xe^y \end{aligned}$$

Differentiate twice with respect to  $y$ .

#### Quick Check 4

For

$$\begin{aligned} z &= g(x, y) \\ &= 6x^2 + 3xy^4 - y^2, \end{aligned}$$

find the four second-order partial derivatives.

#### Quick Check 4

We see by comparing parts (b) and (c) of Example 5 that

$$\frac{\partial^2 f}{\partial y \partial x} = \frac{\partial^2 f}{\partial x \partial y} \quad \text{and} \quad f_{xy} = f_{yx}.$$

Although this will be true for virtually all functions that we consider in this text, it is *not* true for all functions. One function for which it is not true is given in Exercise 69.

In Section 6.3, we will see how higher-order partial derivatives are used in applications to find extrema for functions of two variables.

## Section Summary

- For  $z = f(x, y)$ , the partial derivatives with respect to  $x$  and  $y$  are, respectively:

$$\frac{\partial z}{\partial x} = \lim_{h \rightarrow 0} \frac{f(x+h, y) - f(x, y)}{h} \quad \text{and}$$

$$\frac{\partial z}{\partial y} = \lim_{h \rightarrow 0} \frac{f(x, y+h) - f(x, y)}{h}.$$

- Simpler notations for partial derivatives are  $f_x$  and  $z_x$  for  $\frac{\partial z}{\partial x}$  and  $f_y$  and  $z_y$  for  $\frac{\partial z}{\partial y}$ .

- For a surface  $z = f(x, y)$  and a point  $(x_0, y_0, z_0)$  on this surface, the partial derivative of  $f$  with respect to  $x$  gives the slope of the tangent line at  $(x_0, y_0, z_0)$  in the positive  $x$ -direction. Similarly, the partial derivative of  $f$  with respect to  $y$  gives the slope of the tangent line at  $(x_0, y_0, z_0)$  in the positive  $y$ -direction.
- For  $z = f(x, y)$ , the second-order partial derivatives are

$$f_{xx} = \frac{\partial^2 f}{\partial x^2}, f_{xy} = \frac{\partial^2 f}{\partial y \partial x}, f_{yx} = \frac{\partial^2 f}{\partial x \partial y}, \text{ and } f_{yy} = \frac{\partial^2 f}{\partial y^2}.$$

Often (but not always),  $f_{xy} = f_{yx}$ .

### EXERCISE SET

## 6.2

Find  $\frac{\partial z}{\partial x}$ ,  $\frac{\partial z}{\partial y}$ ,  $\frac{\partial z}{\partial x} \Big|_{(-2, -3)}$ , and  $\frac{\partial z}{\partial y} \Big|_{(0, -5)}$ .

- $z = 2x - 3y$
- $z = 7x - 5y$
- $z = 3x^2 - 2xy + y$
- $z = 2x^3 + 3xy - x$

Find  $f_x, f_y, f_x(-2, 4)$ , and  $f_y(4, -3)$ .

- $f(x, y) = 2x - 5xy$
- $f(x, y) = 5x + 7y$

Find  $f_x, f_y, f_x(-2, 1)$ , and  $f_y(-3, -2)$ .

- $f(x, y) = \sqrt{x^2 + y^2}$
- $f(x, y) = \sqrt{x^2 - y^2}$

Find  $f_x$  and  $f_y$ .

- $f(x, y) = e^{2x-y}$
- $f(x, y) = e^{3x-2y}$
- $f(x, y) = e^{xy}$
- $f(x, y) = e^{2xy}$
- $f(x, y) = y \ln(x + 2y)$
- $f(x, y) = y \ln(xy)$
- $f(x, y) = x \ln(x - y)$
- $f(x, y) = x \ln(xy)$
- $f(x, y) = \frac{x}{y} - \frac{y}{3x}$
- $f(x, y) = \frac{x}{y} + \frac{y}{5x}$
- $f(x, y) = 3(2x + y - 5)^2$
- $f(x, y) = 4(3x + y - 8)^2$

Find  $\frac{\partial f}{\partial b}$  and  $\frac{\partial f}{\partial m}$ .

- $f(b, m) = m^3 + 4m^2b - b^2 + (2m + b - 5)^2 + (3m + b - 6)^2$
- $f(b, m) = 5m^2 - mb^2 - 3b + (2m + b - 8)^2 + (3m + b - 9)^2$

Find  $f_x, f_y$ , and  $f_\lambda$ . (The symbol  $\lambda$  is the Greek letter lambda.)

- $f(x, y, \lambda) = 5xy - \lambda(2x + y - 8)$
  - $f(x, y, \lambda) = 9xy - \lambda(3x - y + 7)$
  - $f(x, y, \lambda) = x^2 + y^2 - \lambda(10x + 2y - 4)$
  - $f(x, y, \lambda) = x^2 - y^2 - \lambda(4x - 7y - 10)$
- Find the four second-order partial derivatives.
- $f(x, y) = 5xy$
  - $f(x, y) = 2xy$
  - $f(x, y) = 7xy^2 + 5xy - 2y$
  - $f(x, y) = 3x^2y - 2xy + 4y$
  - $f(x, y) = x^5y^4 + x^3y^2$
  - $f(x, y) = x^4y^3 - x^2y^3$

Find  $f_{xx}, f_{xy}, f_{yx}$ , and  $f_{yy}$ . (Remember,  $f_{yx}$  means to differentiate with respect to  $y$  and then with respect to  $x$ .)

- $f(x, y) = 2x - 3y$
- $f(x, y) = 3x + 5y$
- $f(x, y) = e^{2xy}$
- $f(x, y) = e^{xy}$
- $f(x, y) = x + e^y$
- $f(x, y) = y - e^x$
- $f(x, y) = y \ln x$
- $f(x, y) = x \ln y$


### APPLICATIONS

#### Business and Economics

- The Cobb–Douglas model.** Lincolnville Sporting Goods has the following production function for a certain product:

$$p(x, y) = 2400x^{2/5}y^{3/5},$$


where  $p$  is the number of units produced with  $x$  units of labor and  $y$  units of capital.

- a) Find the number of units produced with 32 units of labor and 1024 units of capital.
- b) Find the marginal productivities.
- c) Evaluate the marginal productivities at  $x = 32$  and  $y = 1024$ .
-  d) Interpret the meanings of the marginal productivities found in part (c).

42. **The Cobb–Douglas model.** Riverside Appliances has the following production function for a certain product:

$$p(x, y) = 1800x^{0.621}y^{0.379},$$


where  $p$  is the number of units produced with  $x$  units of labor and  $y$  units of capital.

- a) Find the number of units produced with 2500 units of labor and 1700 units of capital.
- b) Find the marginal productivities.
- c) Evaluate the marginal productivities at  $x = 2500$  and  $y = 1700$ .
-  d) Interpret the meanings of the marginal productivities found in part (c).

**Nursing facilities.** A study of Texas nursing homes found that the annual profit  $P$  (in dollars) of profit-seeking, independent nursing homes in urban locations is modeled by the function

$$P(w, r, s, t) = 0.007955w^{-0.638}r^{1.038}s^{0.873}t^{2.468}.$$

In this function,  $w$  is the average hourly wage of nurses and aides (in dollars),  $r$  is the occupancy rate (as a percentage),  $s$  is the total square footage of the facility, and  $t$  is the Texas Index of Level of Effort (TILE), a number between 1 and 11 that measures state Medicaid reimbursement. (Source: K. J. Knox, E. C. Blankmeyer, and J. R. Stutzman, “Relative Economic Efficiency in Texas Nursing Facilities,” *Journal of Economics and Finance*, Vol. 23, 199–213 (1999).) Use the preceding information for Exercises 43 and 44.

- 43. A profit-seeking, independent Texas nursing home in an urban setting has nurses and aides with an average hourly wage of \$20 an hour, a TILE of 8, an occupancy rate of 70%, and 400,000 ft<sup>2</sup> of space.
  - a) Estimate the nursing home’s annual profit.
  - b) Find the four partial derivatives of  $P$ .
  -  c) Interpret the meaning of the partial derivatives found in part (b).

44. The change in  $P$  due to a change in  $w$  when the other variables are held constant is approximately

$$\Delta P \approx \frac{\partial P}{\partial w} \Delta w.$$

Use the values of  $w$ ,  $r$ ,  $s$ , and  $t$  in Exercise 43 and assume that the nursing home gives its nurses and aides a small raise so that the average hourly wage is now \$20.25 an hour. By approximately how much does the profit change?

### Life and Physical Sciences

**Temperature–humidity heat index.** In the summer, humidity interacts with the outdoor temperature, making a person feel hotter because of reduced heat loss from the skin caused by


higher humidity. The temperature–humidity index,  $T_h$ , is what the temperature would have to be with no humidity in order to give the same heat effect. One index often used is given by


$$T_h = 1.98T - 1.09(1 - H)(T - 58) - 56.9,$$

where  $T$  is the air temperature, in degrees Fahrenheit, and  $H$  is the relative humidity, expressed as a decimal. Find the temperature–humidity index in each case. Round to the nearest tenth of a degree.



- 45.  $T = 85^\circ\text{F}$  and  $H = 60\%$
- 46.  $T = 90^\circ\text{F}$  and  $H = 90\%$
- 47.  $T = 90^\circ\text{F}$  and  $H = 100\%$
- 48.  $T = 78^\circ\text{F}$  and  $H = 100\%$

 49. Find  $\frac{\partial T_h}{\partial H}$ , and interpret its meaning.

 50. Find  $\frac{\partial T_h}{\partial T}$ , and interpret its meaning.

51. **Body surface area.** The Mosteller formula for approximating the surface area,  $S$ , in m<sup>2</sup>, of a human is given by

$$S = \frac{\sqrt{hw}}{60},$$

where  $h$  is the person’s height in centimeters and  $w$  is the person’s weight in kilograms. (Source: www.halls.md.)

- a) Compute  $\frac{\partial S}{\partial h}$ .
- b) Compute  $\frac{\partial S}{\partial w}$ .
- c) The change in  $S$  due to a change in  $w$  when  $h$  is constant is approximately

$$\Delta S \approx \frac{\partial S}{\partial w} \Delta w.$$

Use this formula to approximate the change in someone’s surface area given that the person is 170 cm tall, weighs 80 kg, and loses 2 kg.

52. **Body surface area.** The Haycock formula for approximating the surface area,  $S$ , in m<sup>2</sup>, of a human is given by

$$S = 0.024265h^{0.3964}w^{0.5378},$$



where  $h$  is the person's height in centimeters and  $w$  is the person's weight in kilograms. (Source: www.halls.md.)

- a) Compute  $\frac{\partial S}{\partial h}$ .
- b) Compute  $\frac{\partial S}{\partial w}$ .
- c) The change in  $S$  due to a change in  $w$  when  $h$  is constant is approximately

$$\Delta S \approx \frac{\partial S}{\partial w} \Delta w.$$

Use this formula to approximate the change in someone's surface area given that the person is 170 cm tall, weighs 80 kg, and loses 2 kg.

### Social Sciences

**Reading ease.** The following formula is used by psychologists and educators to predict the reading ease,  $E$ , of a passage of words:

$$E = 206.835 - 0.846w - 1.015s,$$

where  $w$  is the number of syllables in a 100-word section and  $s$  is the average number of words per sentence. Find the reading ease in each case.

53.  $w = 146$  and  $s = 5$

54.  $w = 180$  and  $s = 6$

55. Find  $\frac{\partial E}{\partial w}$ .

56. Find  $\frac{\partial E}{\partial s}$ .

### SYNTHESIS

Find  $f_x$  and  $f_t$ .

57.  $f(x, t) = \frac{x^2 + t^2}{x^2 - t^2}$

58.  $f(x, t) = \frac{x^2 - t}{x^3 + t}$

59.  $f(x, t) = \frac{2\sqrt{x} - 2\sqrt{t}}{1 + 2\sqrt{t}}$

60.  $f(x, t) = \sqrt[4]{x^3 t^5}$

61.  $f(x, t) = 6x^{2/3} - 8x^{1/4}t^{1/2} - 12x^{-1/2}t^{3/2}$

62.  $f(x, t) = \left(\frac{x^2 + t^2}{x^2 - t^2}\right)^5$

Find  $f_{xx}$ ,  $f_{xy}$ ,  $f_{yx}$ , and  $f_{yy}$ .

63.  $f(x, y) = \frac{x}{y^2} - \frac{y}{x^2}$

64.  $f(x, y) = \frac{xy}{x - y}$

65. Do some research on the Cobb–Douglas production function, and explain how it was developed.
66. Explain the meaning of the first partial derivatives of a function of two variables in terms of slopes of tangent lines.
67. Consider  $f(x, y) = \ln(x^2 + y^2)$ . Show that  $f$  is a solution to the partial differential equation
- $$\frac{\partial^2 f}{\partial x^2} + \frac{\partial^2 f}{\partial y^2} = 0.$$
68. Consider  $f(x, y) = x^3 - 5xy^2$ . Show that  $f$  is a solution to the partial differential equation
- $$xf_{xy} - f_y = 0.$$
69. Consider the function  $f$  defined as follows:

$$f(x, y) = \begin{cases} \frac{xy(x^2 - y^2)}{x^2 + y^2}, & \text{for } (x, y) \neq (0, 0), \\ 0, & \text{for } (x, y) = (0, 0). \end{cases}$$

- a) Find  $f_x(0, y)$  by evaluating the limit

$$\lim_{h \rightarrow 0} \frac{f(h, y) - f(0, y)}{h}.$$

- b) Find  $f_y(x, 0)$  by evaluating the limit

$$\lim_{h \rightarrow 0} \frac{f(x, h) - f(x, 0)}{h}.$$

- c) Now find and compare  $f_{yx}(0, 0)$  and  $f_{xy}(0, 0)$ .

### Answers to Quick Checks

1.  $\frac{\partial u}{\partial x} = 2xy^3z^4$ ,  $\frac{\partial u}{\partial y} = 3x^2y^2z^4$ ,  $\frac{\partial u}{\partial z} = 4x^2y^3z^3$

2.  $f_x = 21x^2y^2 - \frac{1}{y}$ ,  $f_y = 14x^3y + \frac{x}{y^2}$

3.  $p_x(90, 50) = 51.21$  textbooks/unit of labor,  
 $p_y(90, 50) = 23.05$  textbooks/unit of capital

4.  $g_{xx} = 12$ ,  $g_{yy} = 36xy^2 - 2$ ,  $g_{xy} = 12y^3$ ,  $g_{yx} = 12y^3$

## 6.3

## OBJECTIVE

- Find relative extrema of a function of two variables.

## Maximum–Minimum Problems

We will now find maximum and minimum values of functions of two variables.

## DEFINITION

A function  $f$  of two variables:

- has a **relative maximum** at  $(a, b)$  if

$$f(x, y) \leq f(a, b)$$

for all points  $(x, y)$  in a region containing  $(a, b)$ ;

- has a **relative minimum** at  $(a, b)$  if

$$f(x, y) \geq f(a, b)$$

for all points  $(x, y)$  in a region containing  $(a, b)$ .

This definition is illustrated in Figs. 1 and 2. A relative maximum (or minimum) may not be an “absolute” maximum (or minimum), as illustrated in Fig. 3.

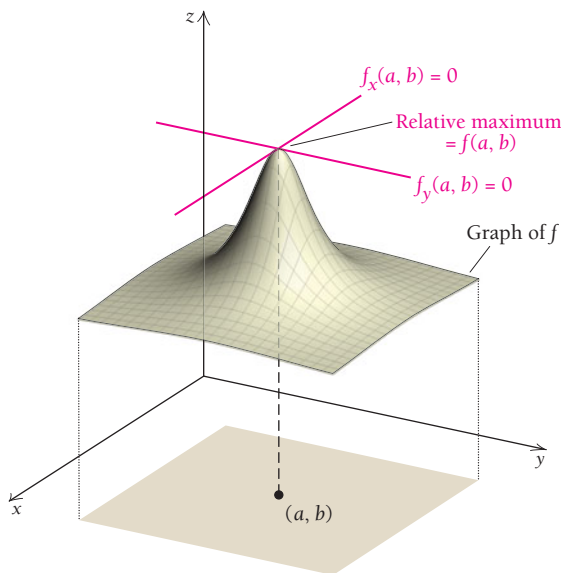


FIGURE 1

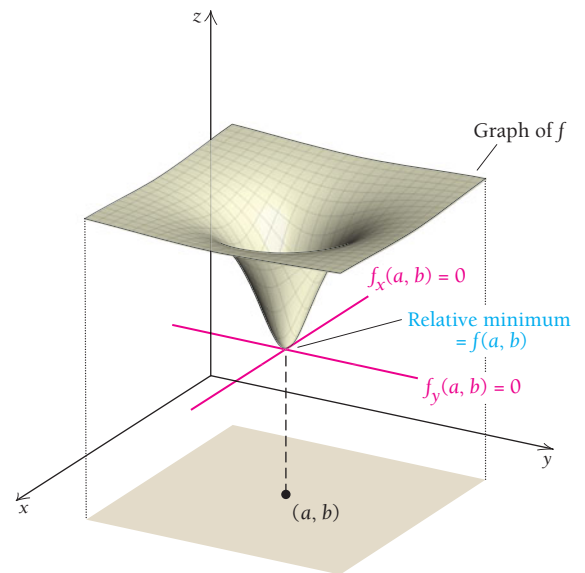


FIGURE 2

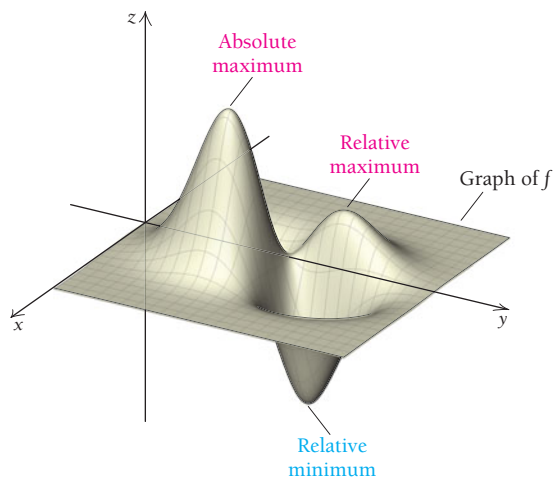


FIGURE 3

## Determining Maximum and Minimum Values

Suppose that a function  $f$  has a relative maximum or minimum value at some point  $(a, b)$  inside its domain. (We assume that  $f$  and its partial derivatives exist and are “continuous” inside its domain, though we will not formally define continuity.) If we fix  $y$  at the value  $b$ , then  $f(x, b)$  can be regarded as a function of  $x$ . Because a relative maximum or minimum occurs at  $(a, b)$ , we know that  $f(x, b)$  achieves a maximum or minimum at  $(a, b)$  and  $f'(x) = 0$ . Similarly, if we fix  $x$  at  $a$ , then  $f(a, y)$  can be

regarded as a function of  $y$  that achieves a relative extremum at  $(a, b)$ , and thus  $f_y = 0$ . In short, since an extremum exists at  $(a, b)$ , we must have

$$f_x(a, b) = 0 \quad \text{and} \quad f_y(a, b) = 0. \quad (1)$$

We call a point  $(a, b)$  at which both partial derivatives are 0 a **critical point**. This concept of a critical value is comparable to that for functions of one variable. Thus, one strategy for finding relative maximum or minimum values is to solve a system of equations like (1) to find critical points. Just as for functions of one variable, this strategy does *not* guarantee that we will have a relative maximum or minimum value. We have argued only that if  $f$  has a maximum or minimum value at  $(a, b)$ , then both its partial derivatives must be 0 at that point. Look back at Figs. 1 and 2. Then note Fig. 4, which illustrates a case in which the partial derivatives are 0 but the function does not have a relative maximum or minimum value at  $(a, b)$ .

Considering Fig. 4, suppose that we fix  $y$  at a value  $b$ . Then  $f(x, b)$ , considered as the output of a function of one variable  $x$ , has a minimum at  $a$ , but  $f$  does not. Similarly, if we fix  $x$  at  $a$ , then  $f(a, y)$ , considered as the output of a function of one variable  $y$ , has a maximum at  $b$ , but  $f$  does not. The point  $f(a, b)$  is called a **saddle point**. In other words,  $f_x(a, b) = 0$  and  $f_y(a, b) = 0$  [the point  $(a, b)$  is a critical point], but  $f$  does not attain a relative maximum or minimum value at  $(a, b)$ .

A test for finding relative maximum and minimum values that involves the use of first- and second-order partial derivatives is stated below. We will not prove this theorem.

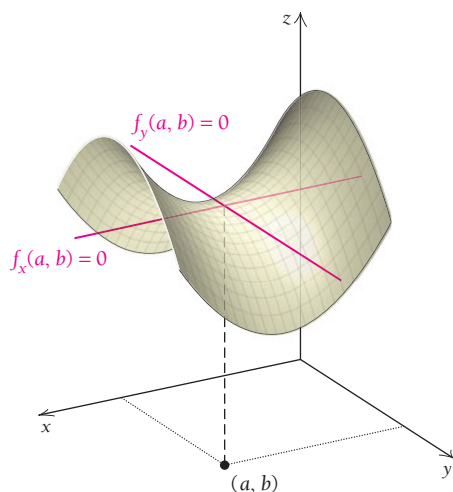

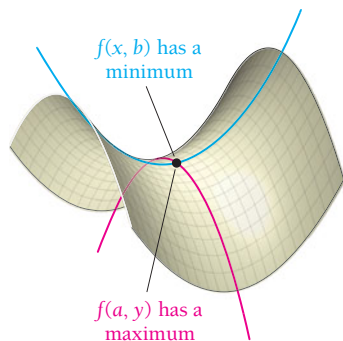


FIGURE 4



**The shape of a perfect tent.** To give a tent roof the maximum strength possible, designers draw the fabric into a series of three-dimensional shapes that, viewed in profile, resemble a horse's saddle and that mathematicians call an anticlastic curve. Two people with a stretchy piece of fabric such as Spandex can duplicate the shape, as shown above. One person pulls up and out on two diagonal corners; the other person pulls down and out on the other two corners. The opposing tensions draw each point of the fabric's surface into rigid equilibrium. The more pronounced the curve, the stiffer the surface.

### THEOREM 1 The D-Test

To find the relative maximum and minimum values of  $f$ :

1. Find  $f_x, f_y, f_{xx}, f_{yy},$  and  $f_{xy}$ .
2. Solve the system of equations  $f_x = 0, f_y = 0$ . Let  $(a, b)$  represent a solution.
3. Evaluate  $D$ , where  $D = f_{xx}(a, b) \cdot f_{yy}(a, b) - [f_{xy}(a, b)]^2$ .
4. Then
  - a)  $f$  has a maximum at  $(a, b)$  if  $D > 0$  and  $f_{xx}(a, b) < 0$ .
  - b)  $f$  has a minimum at  $(a, b)$  if  $D > 0$  and  $f_{xx}(a, b) > 0$ .
  - c)  $f$  has neither a maximum nor a minimum at  $(a, b)$  if  $D < 0$ .  
The function has a *saddle point* at  $(a, b)$ . See Fig. 4.
  - d) This test is not applicable if  $D = 0$ .

The  $D$ -test is somewhat analogous to the Second Derivative Test (Section 2.2) for functions of one variable. Saddle points are analogous to critical values at which concavity changes and there are no relative maximum or minimum values.

A relative maximum or minimum *may or may not be an absolute maximum or minimum value*. Tests for absolute maximum or minimum values are rather complicated. We will restrict our attention to finding *relative* maximum or minimum values. Fortunately, in most of our applications, relative maximum or minimum values turn out to be absolute as well.

**EXAMPLE 1** Find the relative maximum and minimum values of

$$f(x, y) = x^2 + xy + y^2 - 3x.$$

**Solution**

1. Find  $f_x$ ,  $f_y$ ,  $f_{xx}$ ,  $f_{yy}$ , and  $f_{xy}$ :

$$\begin{aligned} f_x &= 2x + y - 3, & f_y &= x + 2y, \\ f_{xx} &= 2; & f_{yy} &= 2; \\ & & f_{xy} &= 1. \end{aligned}$$

2. Solve the system of equations  $f_x = 0$ ,  $f_y = 0$ :

$$2x + y - 3 = 0, \quad (1)$$

$$x + 2y = 0. \quad (2)$$

Solving equation (2) for  $x$ , we get  $x = -2y$ . Substituting  $-2y$  for  $x$  in equation (1) and solving, we get

$$2(-2y) + y - 3 = 0$$

$$-4y + y - 3 = 0$$

$$-3y = 3$$

$$y = -1.$$

To find  $x$  when  $y = -1$ , we substitute  $-1$  for  $y$  in equation (1) or equation (2). We choose equation (2):

$$x + 2(-1) = 0$$

$$x = 2.$$

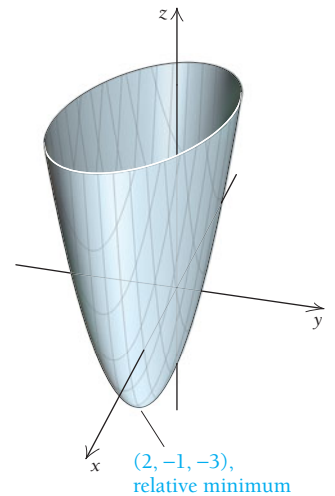
Thus,  $(2, -1)$  is the only critical point, and  $f(2, -1)$  is our candidate for a maximum or minimum value.

3. We must check to see whether  $f(2, -1)$  is a maximum or minimum value:

$$\begin{aligned} D &= f_{xx}(2, -1) \cdot f_{yy}(2, -1) - [f_{xy}(2, -1)]^2 \\ &= 2 \cdot 2 - [1]^2 \quad \text{Using step 1} \\ &= 3. \end{aligned}$$

4. Thus,  $D = 3$  and  $f_{xx}(2, -1) = 2$ . Since  $D > 0$  and  $f_{xx}(2, -1) > 0$ , it follows from the  $D$ -test that  $f$  has a relative minimum at  $(2, -1)$ . That minimum value is found as follows:

$$\begin{aligned} f(2, -1) &= 2^2 + 2(-1) + (-1)^2 - 3 \cdot 2 \\ &= 4 - 2 + 1 - 6 \\ &= -3. \quad \text{This is the relative} \\ & \quad \text{minimum.} \end{aligned}$$



$$z = f(x, y) = x^2 + xy + y^2 - 3x$$

**Quick Check 1**

**Quick Check 1**

Find the relative maximum and minimum values of

$$f(x, y) = x^2 + xy + 2y^2 - 7x.$$

**TECHNOLOGY CONNECTION**

**Exploratory**

Examine the graph of the equation in Example 1 using Graflty to visualize the relative minimum.

**EXAMPLE 2** Find the relative maximum and minimum values of

$$f(x, y) = xy - x^3 - y^2.$$

**Solution**

1. Find  $f_x$ ,  $f_y$ ,  $f_{xx}$ ,  $f_{yy}$ , and  $f_{xy}$ :

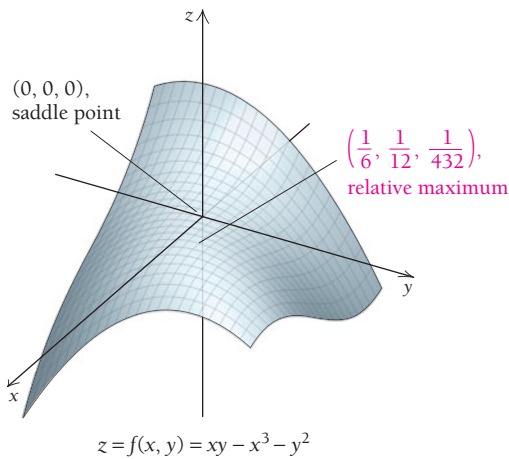
$$\begin{aligned} f_x &= y - 3x^2, & f_y &= x - 2y, \\ f_{xx} &= -6x; & f_{yy} &= -2; \\ & & f_{xy} &= 1. \end{aligned}$$

TECHNOLOGY CONNECTION



Exploratory

Examine the graph of the equation in Example 2 on Grafly to visualize the relative maximum and the saddle point.



Quick Check 2

Find the critical points of  $g(x, y) = x^3 + y^2 - 3x - 4y + 3$ . Then use the  $D$ -test to classify each point as a relative maximum, a relative minimum, or a saddle point.

2. Solve the system of equations  $f_x = 0, f_y = 0$ :

$$y - 3x^2 = 0, \tag{1}$$

$$x - 2y = 0. \tag{2}$$

Solving equation (1) for  $y$ , we get  $y = 3x^2$ . Substituting  $3x^2$  for  $y$  in equation (2) and solving, we get

$$x - 2(3x^2) = 0$$

$$x - 6x^2 = 0$$

$$x(1 - 6x) = 0. \quad \text{Factoring}$$

Setting each factor equal to 0 and solving, we have

$$x = 0 \quad \text{or} \quad 1 - 6x = 0$$

$$x = 0 \quad \text{or} \quad x = \frac{1}{6}.$$

To find  $y$  when  $x = 0$ , we substitute 0 for  $x$  in equation (1) or equation (2). We choose equation (2):

$$0 - 2y = 0$$

$$-2y = 0$$

$$y = 0.$$

Thus,  $(0, 0)$  is a critical point, and  $f(0, 0)$  is one candidate for a maximum or minimum value. To find the other, we substitute  $\frac{1}{6}$  for  $x$  in either equation (1) or equation (2). We choose equation (2):

$$\frac{1}{6} - 2y = 0$$

$$-2y = -\frac{1}{6}$$

$$y = \frac{1}{12}.$$

Thus,  $(\frac{1}{6}, \frac{1}{12})$  is another critical point, and  $f(\frac{1}{6}, \frac{1}{12})$  is another candidate for a maximum or minimum value.

3–4. We must check both  $(0, 0)$  and  $(\frac{1}{6}, \frac{1}{12})$  to see whether they yield maximum or minimum values.

$$\begin{aligned} \text{For } (0, 0): \quad D &= f_{xx}(0, 0) \cdot f_{yy}(0, 0) - [f_{xy}(0, 0)]^2 \\ &= (-6 \cdot 0) \cdot (-2) - [1]^2 \quad \text{Using step 1} \\ &= -1. \end{aligned}$$

Since  $D < 0$ , it follows that  $f(0, 0)$  is neither a maximum nor a minimum value, but a saddle point.

$$\begin{aligned} \text{For } (\frac{1}{6}, \frac{1}{12}): \quad D &= f_{xx}(\frac{1}{6}, \frac{1}{12}) \cdot f_{yy}(\frac{1}{6}, \frac{1}{12}) - [f_{xy}(\frac{1}{6}, \frac{1}{12})]^2 \\ &= (-6, \frac{1}{6}) \cdot (-2) - [1]^2 \\ &= -1(-2) - 1 \quad \text{Using step 1} \\ &= 1. \end{aligned}$$

Thus,  $D = 1$  and  $f_{xx}(\frac{1}{6}, \frac{1}{12}) = -1$ . Since  $D > 0$  and  $f_{xx}(\frac{1}{6}, \frac{1}{12}) < 0$ , it follows that  $f$  has a relative maximum at  $(\frac{1}{6}, \frac{1}{12})$ ; that maximum value is

$$\begin{aligned} f(\frac{1}{6}, \frac{1}{12}) &= \frac{1}{6} \cdot \frac{1}{12} - (\frac{1}{6})^3 - (\frac{1}{12})^2 \\ &= \frac{1}{72} - \frac{1}{216} - \frac{1}{144} = \frac{1}{432}. \quad \text{This is the relative maximum.} \end{aligned}$$

Quick Check 2

**EXAMPLE 3 Business: Maximizing Profit.** A firm produces two kinds of golf ball, one that sells for \$3 and one priced at \$2. The total revenue, in thousands of dollars, from the sale of  $x$  thousand balls at \$3 each and  $y$  thousand at \$2 each is given by

$$R(x, y) = 3x + 2y.$$

The company determines that the total cost, in thousands of dollars, of producing  $x$  thousand of the \$3 ball and  $y$  thousand of the \$2 ball is given by

$$C(x, y) = 2x^2 - 2xy + y^2 - 9x + 6y + 7.$$

How many balls of each type must be produced and sold in order to maximize profit?

**Solution** The total profit  $P(x, y)$  is given by

$$\begin{aligned} P(x, y) &= R(x, y) - C(x, y) \\ &= 3x + 2y - (2x^2 - 2xy + y^2 - 9x + 6y + 7) \\ P(x, y) &= -2x^2 + 2xy - y^2 + 12x - 4y - 7. \end{aligned}$$

1. Find  $P_x$ ,  $P_y$ ,  $P_{xx}$ ,  $P_{yy}$ , and  $P_{xy}$ :

$$\begin{aligned} P_x &= -4x + 2y + 12, & P_y &= 2x - 2y - 4, \\ P_{xx} &= -4; & P_{yy} &= -2; \\ & & P_{xy} &= 2. \end{aligned}$$

2. Solve the system of equations  $P_x = 0$ ,  $P_y = 0$ :

$$-4x + 2y + 12 = 0, \tag{1}$$

$$2x - 2y - 4 = 0. \tag{2}$$

Adding these equations, we get

$$-2x + 8 = 0.$$

Then

$$\begin{aligned} -2x &= -8 \\ x &= 4. \end{aligned}$$

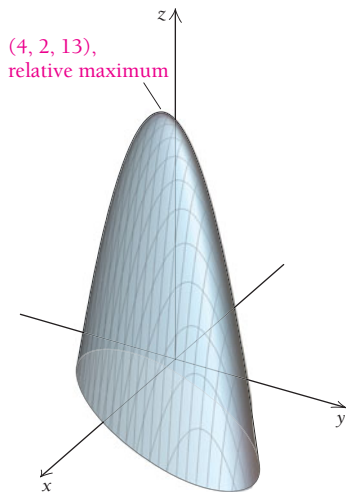
To find  $y$  when  $x = 4$ , we substitute 4 for  $x$  in equation (1) or equation (2). We choose equation (2):

$$\begin{aligned} 2 \cdot 4 - 2y - 4 &= 0 \\ -2y + 4 &= 0 \\ -2y &= -4 \\ y &= 2. \end{aligned}$$

Thus,  $(4, 2)$  is the only critical point, and  $P(4, 2)$  is a candidate for a maximum or minimum value.

3. We must check to see whether  $P(4, 2)$  is a maximum or minimum value:

$$\begin{aligned} D &= P_{xx}(4, 2) \cdot P_{yy}(4, 2) - [P_{xy}(4, 2)]^2 \\ &= (-4)(-2) - 2^2 && \text{Using step 1} \\ &= 4. \end{aligned}$$



$$z = P(x, y) = -2x^2 + 2xy - y^2 + 12x - 4y - 7$$

**Quick Check 3**

Repeat Example 3 using the same cost function and assuming that the company's total revenue, in thousands of dollars, comes from the sale of  $x$  thousand balls at \$3.50 each and  $y$  thousand at \$2.75 each.

4. Thus,  $D = 4$  and  $P_{xx}(4, 2) = -4$ . Since  $D > 0$  and  $P_{xx}(4, 2) < 0$ , it follows that  $P$  has a relative maximum at  $(4, 2)$ . So, in order to maximize profit, the company must produce and sell 4 thousand of the \$3 golf balls and 2 thousand of the \$2 golf balls. The maximum profit will be

$$P(4, 2) = -2 \cdot 4^2 + 2 \cdot 4 \cdot 2 - 2^2 + 12 \cdot 4 - 4 \cdot 2 - 7 = 13,$$

or \$13 thousand.

**Quick Check 3**

## Section Summary

- A two-variable function  $f$  has a *relative maximum* at  $(a, b)$  if  $f(x, y) \leq f(a, b)$  for all points in a region containing  $(a, b)$  and has a *relative minimum* at  $(a, b)$  if  $f(x, y) \geq f(a, b)$  for all points in a region containing  $(a, b)$ .
- The  $D$ -test is used to classify a *critical point* as a relative minimum, a relative maximum, or a *saddle point*.

### EXERCISE SET

## 6.3

Find the relative maximum and minimum values.

- $f(x, y) = x^2 + xy + y^2 - y$
- $f(x, y) = x^2 + xy + y^2 - 5y$
- $f(x, y) = 2xy - x^3 - y^2$
- $f(x, y) = 4xy - x^3 - y^2$
- $f(x, y) = x^3 + y^3 - 3xy$
- $f(x, y) = x^3 + y^3 - 6xy$
- $f(x, y) = x^2 + y^2 - 2x + 4y - 2$
- $f(x, y) = x^2 + 2xy + 2y^2 - 6y + 2$
- $f(x, y) = x^2 + y^2 + 2x - 4y$
- $f(x, y) = 4y + 6x - x^2 - y^2$
- $f(x, y) = 4x^2 - y^2$
- $f(x, y) = x^2 - y^2$
- $f(x, y) = e^{x^2+y^2+1}$
- $f(x, y) = e^{x^2-2x+y^2-4y+2}$

### APPLICATIONS

#### Business and Economics

In Exercises 15–22, assume that relative maximum and minimum values are absolute maximum and minimum values.

15. **Maximizing profit.** Safe Shades produces two kinds of sunglasses; one kind sells for \$17, and the other for \$21. The total revenue in thousands of dollars from the sale of  $x$  thousand sunglasses at \$17 each and  $y$  thousand at \$21 each is given by

$$R(x, y) = 17x + 21y.$$

The company determines that the total cost, in thousands of dollars, of producing  $x$  thousand of the \$17 sunglasses and  $y$  thousand of the \$21 sunglasses is given by

$$C(x, y) = 4x^2 - 4xy + 2y^2 - 11x + 25y - 3.$$

Find the number of each type of sunglasses that must be produced and sold in order to maximize profit.

16. **Maximizing profit.** A concert promoter produces two kinds of souvenir shirt; one kind sells for \$18, and the other for \$25. The total revenue from the sale of  $x$

thousand shirts at \$18 each and  $y$  thousand at \$25 each is given by

$$R(x, y) = 18x + 25y.$$

The company determines that the total cost, in thousands of dollars, of producing  $x$  thousand of the \$18 shirt and  $y$  thousand of the \$25 shirt is given by

$$C(x, y) = 4x^2 - 6xy + 3y^2 + 20x + 19y - 12.$$

How many of each type of shirt must be produced and sold in order to maximize profit?

17. **Maximizing profit.** A one-product company finds that its profit,  $P$ , in millions of dollars, is given by

$$P(a, p) = 2ap + 80p - 15p^2 - \frac{1}{10}a^2p - 80,$$

where  $a$  is the amount spent on advertising, in millions of dollars, and  $p$  is the price charged per item of the product, in dollars. Find the maximum value of  $P$  and the values of  $a$  and  $p$  at which it is attained.

18. **Maximizing profit.** A one-product company finds that its profit,  $P$ , in millions of dollars, is given by

$$P(a, n) = -5a^2 - 3n^2 + 48a - 4n + 2an + 290,$$

where  $a$  is the amount spent on advertising, in millions of dollars, and  $n$  is the number of items sold, in thousands. Find the maximum value of  $P$  and the values of  $a$  and  $n$  at which it is attained.

19. **Minimizing the cost of a container.** A trash company is designing an open-top, rectangular container that will have a volume of  $320 \text{ ft}^3$ . The cost of making the bottom of the container is \$5 per square foot, and the cost of the sides is \$4 per square foot. Find the dimensions of the container that will minimize total cost. (*Hint:* Make a substitution using the formula for volume.)

20. **Two-variable revenue maximization.** Boxowitz, Inc., a computer firm, markets two kinds of calculator that compete with one another. Their demand functions are expressed by the following relationships:

$$q_1 = 78 - 6p_1 - 3p_2, \tag{1}$$

$$q_2 = 66 - 3p_1 - 6p_2, \tag{2}$$

where  $p_1$  and  $p_2$  are the prices of the calculators, in multiples of \$10, and  $q_1$  and  $q_2$  are the quantities of the calculators demanded, in hundreds of units.

- Find a formula for the total-revenue function,  $R$ , in terms of the variables  $p_1$  and  $p_2$ . [*Hint:*  $R = p_1q_1 + p_2q_2$ ; then substitute expressions from equations (1) and (2) to find  $R(p_1, p_2)$ .]
- What prices  $p_1$  and  $p_2$  should be charged for each product in order to maximize total revenue?
- How many units will be demanded?
- What is the maximum total revenue?

21. **Two-variable revenue maximization.** Repeat Exercise 20, using

$$q_1 = 64 - 4p_1 - 2p_2$$

and

$$q_2 = 56 - 2p_1 - 4p_2.$$

### Life and Physical Sciences

22. **Temperature.** A flat metal plate is located on a coordinate plane. The temperature of the plate, in degrees Fahrenheit, at point  $(x, y)$  is given by

$$T(x, y) = x^2 + 2y^2 - 8x + 4y.$$

Find the minimum temperature and where it occurs. Is there a maximum temperature?

### SYNTHESIS


Find the relative maximum and minimum values and the saddle points.


23.  $f(x, y) = e^x + e^y - e^{x+y}$

24.  $f(x, y) = xy + \frac{2}{x} + \frac{4}{y}$

25.  $f(x, y) = 2y^2 + x^2 - x^2y$

26.  $S(b, m) = (m + b - 72)^2 + (2m + b - 73)^2 + (3m + b - 75)^2$

-  27. Is a cross-section of an anticlastic curve always a parabola? Why or why not?

-  28. Explain the difference between a relative minimum and an absolute minimum of a function of two variables.

### TECHNOLOGY CONNECTION

Use a 3D graphics program to graph each of the following functions. Then estimate any relative extrema.

29.  $f(x, y) = \frac{-5}{x^2 + 2y^2 + 1}$

30.  $f(x, y) = x^3 + y^3 + 3xy$

31.  $f(x, y) = \frac{3xy(x^2 - y^2)}{x^2 + y^2}$

32.  $f(x, y) = \frac{y + x^2y^2 - 8x}{xy}$

### Answers to Quick Checks

1.  $(4, -1, -14)$ , relative minimum 2.  $(1, 2, -3)$ , relative minimum;  $(-1, 2, 1)$ , saddle point 3. Maximum profit is \$17.031 thousand when  $x = \$4.625$  thousand and  $y = \$3$  thousand



# 6.4

## An Application: The Least-Squares Technique

### OBJECTIVES

- Find a regression line.
- Solve applied problems involving regression lines.

We have made frequent use in this book of a graphing calculator to perform regression. The purpose of this section is to develop an understanding of the process of regression by using the method for finding the minimum value for a function of two variables developed in the preceding section. We first considered regression in Section R.6. An equation found by regression provides a model of the phenomenon that the data measure, from which predictions can be made. For example, in business, one might want to predict future sales on the basis of past data. In ecology, one might want to predict future demand for natural gas on the basis of past usage. Suppose that we wish to find a linear equation,

$$y = mx + b,$$

to fit some data. To determine this equation is to determine the values of  $m$  and  $b$ . But how? Let's consider some factual data.

Suppose that a car rental company that offers hybrid (gas–electric) vehicles charts its revenue as shown in Fig. 1 and the accompanying table. How best could we predict the company's revenue for the year 2016?

YEARLY REVENUE OF SKY BLUE CAR RENTALS

Year, $x$	1996	2001	2006	2011	2016
Yearly Revenue, $y$ (in millions of dollars)	5.2	8.9	11.7	16.8	?

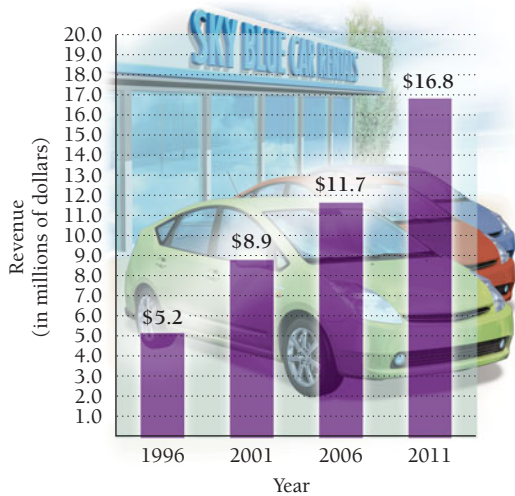


FIGURE 1

Suppose that we plot these points and try to draw a line through them that fits. Note that there are several ways in which this might be done (see Figs. 2 and 3). Each would give a different estimate of the company's total revenue for 2016.

Note that the years for which revenue is given follow 5-yr increments. Thus, computations can be simplified if we use the data points  $(1, 5.2)$ ,  $(2, 8.9)$ ,  $(3, 11.7)$ , and  $(4, 16.8)$ , as plotted in Fig. 3, where each horizontal unit represents 5 years and  $x = 1$  is 1996.

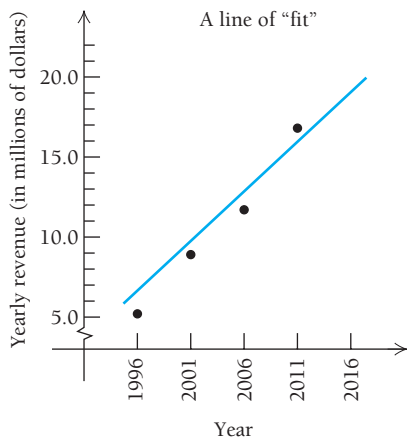


FIGURE 2

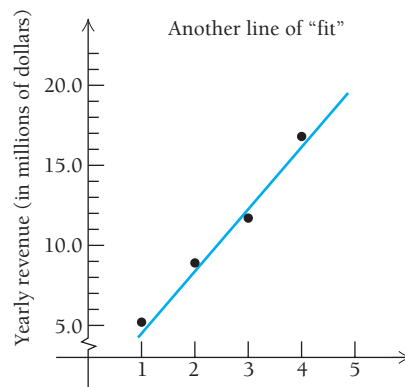


FIGURE 3

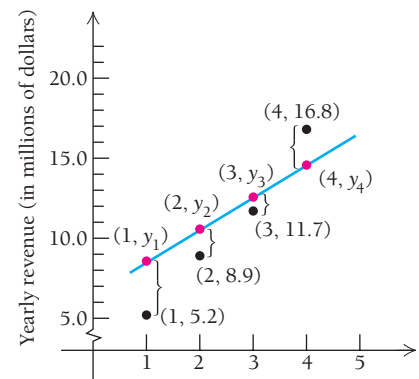


FIGURE 4

To determine the equation of the line that “best” fits the data, we note that for each data point there will be a deviation, or error, between the  $y$ -value at that point and the  $y$ -value of the point on the line that is directly above or below the point. Those deviations, in this case,  $y_1 - 5.2$ ,  $y_2 - 8.9$ ,  $y_3 - 11.7$ , and  $y_4 - 16.8$ , will be positive or negative, depending on the location of the line (see Fig. 4).

We wish to fit these data points with a line,

$$y = mx + b,$$

that uses values of  $m$  and  $b$  that, somehow, minimize the  $y$ -deviations in order to have a good fit. One way of minimizing the deviations is based on the *least-squares assumption*.

---

### The Least-Squares Assumption

The line of best fit is the line for which the sum of the squares of the  $y$ -deviations is a minimum. This is called the **regression line**.

---

Note that squaring each  $y$ -deviation gives us a series of nonnegative terms that we can sum. Were we to simply add the  $y$ -deviations, positive and negative deviations would cancel each other out.

Using the least-squares assumption with the yearly revenue data, we want to minimize

$$(y_1 - 5.2)^2 + (y_2 - 8.9)^2 + (y_3 - 11.7)^2 + (y_4 - 16.8)^2. \quad (1)$$

Also, since the points  $(1, y_1)$ ,  $(2, y_2)$ ,  $(3, y_3)$ , and  $(4, y_4)$  must be solutions of  $y = mx + b$ , it follows that

$$\begin{aligned} y_1 &= m(1) + b = m + b, \\ y_2 &= m(2) + b = 2m + b, \\ y_3 &= m(3) + b = 3m + b, \\ y_4 &= m(4) + b = 4m + b. \end{aligned}$$

Substituting  $m + b$  for  $y_1$ ,  $2m + b$  for  $y_2$ ,  $3m + b$  for  $y_3$ , and  $4m + b$  for  $y_4$  in equation (1), we now have a function of two variables:

$$S(m, b) = (m + b - 5.2)^2 + (2m + b - 8.9)^2 + (3m + b - 11.7)^2 + (4m + b - 16.8)^2.$$

Thus, to find the regression line for the given set of data, we must find the values of  $m$  and  $b$  that minimize the function  $S$  given by the sum in this last equation.

To apply the  $D$ -test, we first find the partial derivatives  $\partial S/\partial b$  and  $\partial S/\partial m$ :

$$\begin{aligned} \frac{\partial S}{\partial b} &= 2(m + b - 5.2) + 2(2m + b - 8.9) + 2(3m + b - 11.7) + 2(4m + b - 16.8) \\ &= 20m + 8b - 85.2, \end{aligned}$$

and

$$\begin{aligned} \frac{\partial S}{\partial m} &= 2(m + b - 5.2) + 2(2m + b - 8.9)2 + 2(3m + b - 11.7)3 + 2(4m + b - 16.8)4 \\ &= 60m + 20b - 250.6. \end{aligned}$$

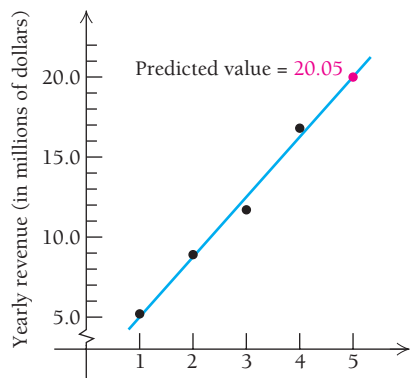


FIGURE 5

We set these derivatives equal to 0 and solve the resulting system:

$$\begin{aligned} 20m + 8b - 85.2 &= 0, & 5m + 2b &= 21.3, \\ 60m + 20b - 250.6 &= 0; & \text{or} & 15m + 5b &= 62.65. \end{aligned}$$

It can be shown that the solution of this system is

$$b = 1.25, \quad m = 3.76. \quad (\text{See the Technology Connection below.})$$

We leave it to the student to complete the  $D$ -test to verify that  $(1.25, 3.76)$  does, in fact, yield the minimum of  $S$ . There is no need to compute  $S(1.25, 3.76)$ .

The values of  $m$  and  $b$  are all we need to determine  $y = mx + b$ . The regression line is

$$y = 3.76x + 1.25. \quad \text{Substituting for } m \text{ and } b$$

The graph of this “best-fit” regression line together with the data points is shown in Fig. 5. Compare it to Figs. 2, 3, and 4.

### TECHNOLOGY CONNECTION

#### Solving Linear Systems Using Matrices

In this Technology Connection, we explore a method of solution called *reduced row echelon form* (rref). We can use this method to solve the system of equations discussed above:

$$\begin{aligned} 5m + 2b &= 21.3, \\ 15m + 5b &= 62.65. \end{aligned}$$

From this system, we can write the matrix

$$\begin{bmatrix} 5 & 2 & 21.3 \\ 15 & 5 & 62.65 \end{bmatrix}.$$

The first column is called the  $m$ -column (because the entries are the coefficients of the variable  $m$ ), the second column is called the  $b$ -column, and the final column is the constants column. Before entering the numbers of the system of equations into a matrix, it is crucial that the  $m$  and  $b$  terms are in the correct positions to the left of the equal signs and the constants are to the right of the equal signs.

When a matrix is in reduced row echelon form, it has the following appearance:

$$\begin{bmatrix} 1 & 0 & a \\ 0 & 1 & b \end{bmatrix}.$$

With this form, the system is considered solved, as we can rewrite this matrix as the system

$$\begin{aligned} 1x + 0y &= a, \\ 0x + 1y &= b. \end{aligned}$$

Therefore,

$$x = a \text{ and } y = b.$$

On your calculator, select MATRIX (it may be a 2nd function on some models). Under EDIT, select [A]. With this setting, matrix [A] has 2 rows and 3 columns, so it is of size  $2 \times 3$ . Enter these values, pressing ENTER after each one. Then enter the values of the matrix into the matrix field, pressing ENTER after each one. After you have entered the matrix values, press 2ND and QUIT to exit. Matrix [A] is now stored in the calculator’s memory.

To convert matrix [A] into reduced row echelon form, press MATRIX, and under MATH, scroll down to rref. Press ENTER. Now press MATRIX once again, and under NAMES, select [A], and press ENTER. The result will be the reduced row echelon form equivalent to the original matrix [A]:

Therefore,  $m = 3.76$  and  $b = 1.25$ .

#### EXERCISES

Use the reduced row echelon form of a matrix to solve the following systems of equations with your calculator.

- $2x + 6y = 14$   
 $x - 5y = -17$
- $3x + y = 7$   
 $10x + 3y = 11$
- $2x + y + 7 = 0$   
 $x = 6 - y$

We can now extrapolate from the data to predict the car rental company's yearly revenue in 2016:

$$y = 3.76(5) + 1.25 = 20.05.$$

The yearly revenue in 2016 is predicted to be about \$20.05 million. How might you check this prediction?

The method of least squares is a statistical process illustrated here with only four data points in order to simplify the explanation. Most statistical researchers would warn that many more than four data points should be used to get a “good” regression line. Furthermore, making predictions too far in the future from any mathematical model may not be valid. The further into the future a prediction is made, the more dubious one should be about the prediction.

### Quick Check 1

Use the method of least squares to determine the regression line for the data points (1, 25), (2, 48), (3, 76.7), and (4, 104.8).

### Quick Check 1

## TECHNOLOGY CONNECTION



### Exploratory

As we have seen in Section R.6 and in other parts of the book, graphing calculators can perform linear regression, as well as quadratic, exponential, and logarithmic regression. Use such a calculator now to fit a linear equation to the yearly revenue data for the car rental company.

With some calculators, you will also obtain a number  $r$ , called the **coefficient of correlation**. Although we cannot develop that concept in detail in this text, keep in mind that  $r$  is used to describe the strength of the linear relationship between  $x$  and  $y$ . The closer  $|r|$  is to 1, the better the correlation.

For the yearly revenue data,  $r \approx 0.993$ , which indicates a fairly good linear relationship. Keep in mind that a high linear correlation does not necessarily indicate a “cause-and-effect” connection between the variables.

## \*The Regression Line for an Arbitrary Collection of Data Points $(c_1, d_1), (c_2, d_2), \dots, (c_n, d_n)$

Look again at the regression line

$$y = 3.76x + 1.25$$

for the data points (1, 5.2), (2, 8.9), (3, 11.7), and (4, 16.8). Let's consider the arithmetic averages, or means, of the  $x$ -coordinates, denoted  $\bar{x}$ , and of the  $y$ -coordinates, denoted  $\bar{y}$ :

$$\bar{x} = \frac{1 + 2 + 3 + 4}{4} = 2.5,$$

$$\bar{y} = \frac{5.2 + 8.9 + 11.7 + 16.8}{4} = 10.65.$$

It turns out that the point  $(\bar{x}, \bar{y})$ , or (2.5, 10.65), is on the regression line since

$$10.65 = 3.76(2.5) + 1.25.$$

Thus, the equation for the regression line can be written

$$y - \bar{y} = m(x - \bar{x}),$$

or, in this case,

$$y - 10.65 = m(x - 2.5).$$

All that remains, in general, is to determine  $m$ .

Suppose that we want to find the regression line for an arbitrary number of points  $(c_1, d_1), (c_2, d_2), \dots, (c_n, d_n)$ . To do so, we find the values  $m$  and  $b$  that minimize the function  $S$  given by

$$S(b, m) = (y_1 - d_1)^2 + (y_2 - d_2)^2 + \cdots + (y_n - d_n)^2 = \sum_{i=1}^n (y_i - d_i)^2,$$

where  $y_i = mc_i + b$ .

\*This subsection is considered optional and can be omitted without loss of continuity.

Using a procedure like the one we used earlier to minimize  $S$ , we can show that  $y = mx + b$  takes the form

$$y - \bar{y} = m(x - \bar{x}),$$

$$\text{where } \bar{x} = \frac{\sum_{i=1}^n c_i}{n}, \quad \bar{y} = \frac{\sum_{i=1}^n d_i}{n}, \quad \text{and } m = \frac{\sum_{i=1}^n (c_i - \bar{x})(d_i - \bar{y})}{\sum_{i=1}^n (c_i - \bar{x})^2}.$$

Let's see how this works out for the yearly revenue data from our earlier example.

$c_i$	$d_i$	$c_i - \bar{x}$	$(c_i - \bar{x})^2$	$(d_i - \bar{y})$	$(c_i - \bar{x})(d_i - \bar{y})$
1	5.2	-1.5	2.25	-5.45	8.175
2	8.9	-0.5	0.25	-1.75	0.875
3	11.7	0.5	0.25	1.05	0.525
4	16.8	1.5	2.25	6.15	9.225
$\sum_{i=1}^4 c_i = 10$		$\sum_{i=1}^4 d_i = 42.6$		$\sum_{i=1}^4 (c_i - \bar{x})^2 = 5$	
$\bar{x} = 2.5$		$\bar{y} = 10.65$		$\sum_{i=1}^4 (c_i - \bar{x})(d_i - \bar{y}) = 18.8$	
				$m = \frac{18.8}{5} = 3.76$	

Thus, the regression line is

$$y - 10.65 = 3.76(x - 2.5),$$

which simplifies to

$$y = 3.76x + 1.25.$$

## Section Summary

- Regression is a technique for determining a continuous function that “best fits” a set of data points.
- For linear regression, the method of least squares uses calculus on a function of two variables to find the values  $m$  and  $b$  that determine the *regression line*  $y = mx + b$ , the line of best fit.

### EXERCISE SET

## 6.4

For each data set, find the regression line without using a calculator.

1.

$x$	1	2	4	5
$y$	1	3	3	4

2.


$x$	1	3	5
$y$	2	4	7

3.

$x$	1	2	3	5
$y$	0	1	3	4

4.

$x$	1	2	4
$y$	3	5	8

 All of the following exercises can be done with a graphing calculator if your instructor so directs. The calculator can also be used to check your work.

### APPLICATIONS

#### Business and Economics

5. **Labor force.** The minimum hourly wage in the United States has grown over the years, as shown in the table below.

Number of Years, $x$ , since 1990	Minimum Hourly Wage
0	\$3.80
1	4.25
6	4.75
7	5.15
17	5.85
18	6.55
19	7.25

(Source: www.workworld.org.)



- a) For the data in the table, find the regression line,  $y = mx + b$ .
- b) Use the regression line to predict the minimum hourly wage in 2015 and 2020.
6. **Football ticket prices.** Ticket prices for NFL football games have experienced steady growth, as shown in the following table.

Number of Years, $x$ , since 1999 Season	Average Ticket Price (dollars)
0	\$45.03
1	49.35
2	47.49
3	50.02
4	52.95
5	54.75
6	58.95

(Source: Team Marketing Report.)

- a) Find the regression line,  $y = mx + b$ .
- b) Use the regression line to predict the average ticket price for an NFL game in 2012 and in 2015.

#### Life and Physical Sciences

7. **Life expectancy of women.** Consider the data in the following table showing the average life expectancy of women in various years. Note that  $x$  represents the actual year.

Year, $x$	Life Expectancy of Women, $y$ (years)
1950	71.1
1960	73.1
1970	74.7
1980	77.4
1990	78.8
2000	79.5
2003	80.1

(Source: Centers for Disease Control, June 2006.)

- a) Find the regression line,  $y = mx + b$ .
- b) Use the regression line to predict the life expectancy of women in 2010 and 2015.
8. **Life expectancy of men.** Consider the following data showing the average life expectancy of men in various years. Note that  $x$  represents the actual year.

Year, $x$	Life Expectancy of Men, $y$ (years)
1950	65.6
1960	66.6
1970	67.1
1980	70.0
1990	71.8
2000	74.1
2003	74.8

(Source: Centers for Disease Control, June 2006.)

- a) Find the regression line,  $y = mx + b$ .
- b) Use the regression line to predict the life expectancy of men in 2010 and 2015.

#### General Interest

9. **Grade predictions.** A professor wants to predict students' final examination scores on the basis of their midterm test scores. An equation was determined on the basis of data on the scores of three students who took the same course with the same instructor the previous semester (see the following table).

Midterm Score, $x$	Final Exam Score, $y$
70%	75%
60	62
85	89

- a) Find the regression line,  $y = mx + b$ . (Hint: The  $y$ -deviations are  $70m + b - 75$ ,  $60m + b - 62$ , and so on.)
- b) The midterm score of a student was 81%. Use the regression line to predict the student's final exam score.
10. **Predicting the world record in the high jump.** It has been established that most world records in track and field can be modeled by a linear function. The table below shows world high-jump records for various years. Note that  $x$  represents the actual year.

Year, $x$	World Record in High Jump, $y$ (in inches)
1912 (George Horne)	78.0
1956 (Charles Dumas)	84.5
1973 (Dwight Stones)	90.5
1989 (Javier Sotomayer)	96.0
1993 (Javier Sotomayer)	96.5

(Source: www.wikipedia.org.)



- a) Find the regression line,  $y = mx + b$ .
- b) Use the regression line to predict the world record in the high jump in 2010 and in 2050.
- c) Does your answer in part (b) for 2050 seem realistic? Explain why extrapolating so far into the future could be a problem.
11. How would you explain the concept of linear regression to a friend?

12. Discuss the idea of linear regression with a professor from another discipline in which regression is used. Explain how it is used in that field.

**TECHNOLOGY CONNECTION**



13. **General interest: predicting the world record for running the mile.** Note that  $x$  represents the actual year in following table.

Year, $x$	World Record, $y$ (in minutes:seconds)
1875 (Walter Slade)	4:24.5
1894 (Fred Bacon)	4:18.2
1923 (Paavo Nurmi)	4:10.4
1937 (Sidney Wooderson)	4:06.4
1942 (Gunder Hägg)	4:06.2
1945 (Gunder Hägg)	4:01.4
1954 (Roger Bannister)	3:59.6
1964 (Peter Snell)	3:54.1
1967 (Jim Ryun)	3:51.1
1975 (John Walker)	3:49.4
1979 (Sebastian Coe)	3:49.0
1980 (Steve Ovett)	3:48.40
1985 (Steve Cram)	3:46.31
1993 (Noureddine Morceli)	3:44.39

(Source: USA Track & Field and infoplease.com.)

- a) Find the regression line,  $y = mx + b$ , that fits the data in the table. (Hint: Convert each time to decimal notation; for instance,  $4:24.5 = 4\frac{24.5}{60} = 4.4083$ .)
- b) Use the regression line to predict the world record in the mile in 2010 and in 2015.
- c) In July 1999, Hicham El Guerrouj set the current (as of December 2006) world record of 3:43.13 for the mile. (Source: USA Track & Field and infoplease.com.) How does this compare with what is predicted by the regression line?

**Answer to Quick Check**

1.  $y = 26.81x - 3.4$

## 6.5

## OBJECTIVES

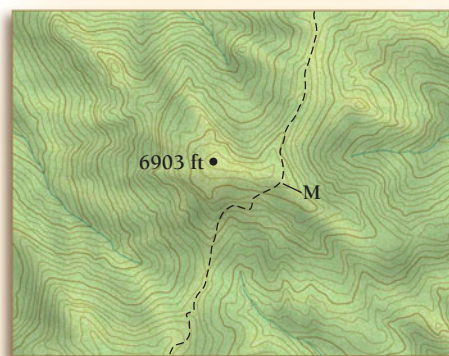
- Find maximum and minimum values using Lagrange multipliers.
- Solve constrained optimization problems involving Lagrange multipliers.

## Constrained Optimization

In Section 6.3, we discussed a method for determining maximum and minimum values on a surface represented by a two-variable function  $z = f(x, y)$ . If restrictions are placed on the input variables  $x$  and  $y$ , we can determine the maximum and minimum values on the surface subject to the restrictions. This process is called **constrained optimization**.

## Path Constraints: Lagrange Multipliers

Imagine that you are hiking up a mountain. If there are no constraints on your movement, you may seek out the mountain's summit—its “maximum point.” The figure at the right shows a relief map of a mountaintop; its unconstrained maximum point occurs at the •, labeled with a spot elevation of 6903 ft. A hiking trail, marked as a black dashed line, bypasses the summit. If you were constrained to this hiking path, you could not reach the summit. You could, however, achieve a maximum elevation along the path. This constrained maximum point is approximated at  $M$ .



(Source: USGS maps at [www.mytopo.com](http://www.mytopo.com).)

In many applications modeled by two-variable functions, constraints on the input variables are necessary. If the input variables are related to one another by an equation, it is called a **constraint**.

Let's return to a problem we considered in Chapter 2: A hobby store has 20 ft of fencing to fence off a rectangular electric-train area in one corner of its display room. The two sides up against the wall require no fence. What dimensions of the rectangle will maximize the area?

We maximize the function

$$A = xy$$

subject to the condition, or *constraint*,  $x + y = 20$ . Note that  $A$  is a function of two variables.

When we solved this earlier, we first solved the constraint for  $y$ :

$$y = 20 - x.$$

We then substituted  $20 - x$  for  $y$  to obtain

$$\begin{aligned} A(x, y) &= x(20 - x) \\ &= 20x - x^2, \end{aligned}$$

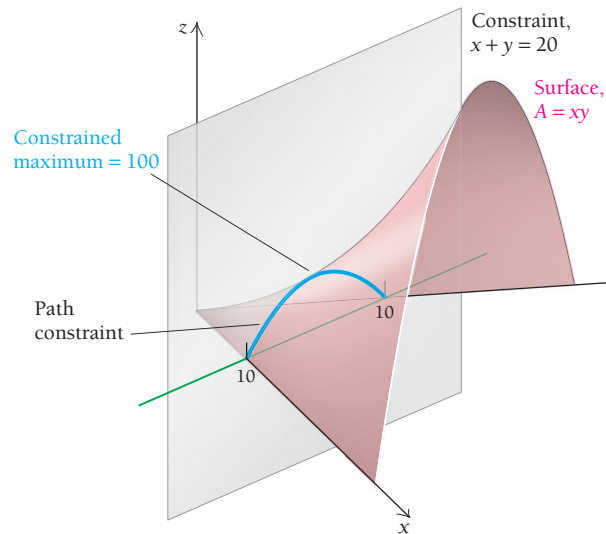
which is a function of one variable. Next, we found a maximum value using Maximum–Minimum Principle 1 (see Section 2.4). By itself, the function of two variables

$$A(x, y) = xy$$





has no maximum value. This can be checked using the  $D$ -test. With the constraint  $x + y = 20$ , however, the function does have a maximum. We see this in the following graph.



It may be quite difficult to solve a constraint for one variable. The method outlined below allows us to proceed without doing so.

### The Method of Lagrange Multipliers

To find a maximum or minimum value of a function  $f(x, y)$  subject to the constraint  $g(x, y) = 0$ :

1. Form a new function, called the **Lagrange function**:

$$F(x, y, \lambda) = f(x, y) - \lambda g(x, y).$$

The variable  $\lambda$  (lambda) is called a **Lagrange multiplier**.

2. Find the first partial derivatives  $F_x$ ,  $F_y$ , and  $F_\lambda$ .
3. Solve the system

$$F_x = 0, \quad F_y = 0, \quad \text{and} \quad F_\lambda = 0.$$

Let  $(a, b, \lambda)$  represent a solution of this system. We normally must determine whether  $(a, b)$  yields a maximum or minimum of the function  $f$ . For the problems in this text, we will specify that a maximum or minimum exists.

The method of Lagrange multipliers can be extended to functions of three (or more) variables.

We can illustrate the method of Lagrange multipliers by resolving the electric-train area problem.

■ **EXAMPLE 1** Find the maximum value of

$$A(x, y) = xy$$

subject to the constraint  $x + y = 20$ .

**Solution** Note first that  $x + y = 20$  is equivalent to  $x + y - 20 = 0$ .

1. We form the Lagrange function  $F$ , given by

$$F(x, y, \lambda) = xy - \lambda \cdot (x + y - 20).$$

2. We find the first partial derivatives:

$$\begin{aligned}F_x &= y - \lambda, \\F_y &= x - \lambda, \\F_\lambda &= -(x + y - 20).\end{aligned}$$

3. We set each derivative equal to 0 and solve the resulting system:

$$y - \lambda = 0, \quad (1)$$

$$x - \lambda = 0, \quad (2)$$

$$-(x + y - 20) = 0, \quad \text{or} \quad x + y - 20 = 0. \quad (3)$$

From equations (1) and (2), it follows that

$$x = y = \lambda.$$

Substituting  $x$  for  $y$  in equation (3), we get

$$\begin{aligned}x + x - 20 &= 0 \\2x &= 20 \\x &= 10.\end{aligned}$$

Thus,  $y = x = 10$ . The maximum value of  $A$  subject to the constraint occurs at  $(10, 10)$  and is

$$A(10, 10) = 10 \cdot 10 = 100.$$

### Quick Check 1

Find the maximum value of  $A(x, y) = xy$  subject to the constraint  $x + 2y = 30$ .

### Quick Check 1

**EXAMPLE 2** Find the maximum value of

$$f(x, y) = 3xy$$

subject to the constraint

$$2x + y = 8.$$

*Note:*  $f$  might be interpreted, for example, as a production function with a budget constraint  $2x + y = 8$ .

**Solution** Note that first we express  $2x + y = 8$  as  $2x + y - 8 = 0$ .

1. We form the Lagrange function  $F$ , given by

$$F(x, y, \lambda) = 3xy - \lambda(2x + y - 8).$$

2. We find the first partial derivatives:

$$\begin{aligned}F_x &= 3y - 2\lambda, \\F_y &= 3x - \lambda, \\F_\lambda &= -(2x + y - 8).\end{aligned}$$

3. We set each derivative equal to 0 and solve the resulting system:

$$3y - 2\lambda = 0, \quad (1)$$

$$3x - \lambda = 0, \quad (2)$$

$$-(2x + y - 8) = 0, \quad \text{or} \quad 2x + y - 8 = 0. \quad (3)$$

Solving equation (2) for  $\lambda$ , we get

$$\lambda = 3x.$$

## TECHNOLOGY CONNECTION



## Exploratory

Use a 3D graphics program to graph both  $f(x, y) = 3xy$  and  $2x + y = 8$ . Then check the results of Example 2 visually.

## Quick Check 2

Find the minimum value of  $g(x, y) = x^2 + y^2$  subject to the constraint  $3x - y = 1$ .

Substituting in equation (1) for  $\lambda$ , we get

$$3y - 2 \cdot 3x = 0, \quad \text{or} \quad 3y = 6x, \quad \text{or} \quad y = 2x. \quad (4)$$

Substituting  $2x$  for  $y$  in equation (3), we get

$$2x + 2x - 8 = 0$$

$$4x = 8$$

$$x = 2.$$

Then, using equation (4), we have

$$y = 2 \cdot 2 = 4.$$

The maximum value of  $f$  subject to the constraint occurs at  $(2, 4)$  and is

$$f(2, 4) = 3 \cdot 2 \cdot 4 = 24.$$

## Quick Check 2

**EXAMPLE 3 Business: The Beverage-Can Problem.** The standard beverage can holds 12 fl. oz, or has a volume of  $21.66 \text{ in}^3$ . What dimensions yield the minimum surface area? Find the minimum surface area. (Assume that the shape of the can is a right circular cylinder.)

**Solution** We want to minimize the function  $s$ , given by

$$s(h, r) = 2\pi rh + 2\pi r^2$$

subject to the volume constraint

$$\pi r^2 h = 21.66,$$

$$\text{or} \quad \pi r^2 h - 21.66 = 0.$$

Note that  $s$  does not have a minimum without the constraint.

1. We form the Lagrange function  $S$ , given by

$$S(h, r, \lambda) = 2\pi rh + 2\pi r^2 - \lambda(\pi r^2 h - 21.66).$$

2. We find the first partial derivatives:

$$\frac{\partial S}{\partial h} = 2\pi r - \lambda\pi r^2,$$

$$\frac{\partial S}{\partial r} = 2\pi h + 4\pi r - 2\lambda\pi rh,$$

$$\frac{\partial S}{\partial \lambda} = -(\pi r^2 h - 21.66).$$

3. We set each derivative equal to 0 and solve the resulting system:

$$2\pi r - \lambda\pi r^2 = 0, \quad (1)$$

$$2\pi h + 4\pi r - 2\lambda\pi rh = 0, \quad (2)$$

$$-(\pi r^2 h - 21.66) = 0, \quad \text{or} \quad \pi r^2 h - 21.66 = 0. \quad (3)$$

Note that, since  $\pi$  is a constant, we can solve equation (1) for  $r$ :

$$\pi r(2 - \lambda r) = 0$$

$$\pi r = 0 \quad \text{or} \quad 2 - \lambda r = 0$$

$$r = 0 \quad \text{or} \quad r = \frac{2}{\lambda}. \quad \text{We assume } \lambda \neq 0.$$



Since  $r = 0$  cannot be a solution to the original problem, we continue by substituting  $2/\lambda$  for  $r$  in equation (2):

$$\begin{aligned} 2\pi h + 4\pi \cdot \frac{2}{\lambda} - 2\lambda\pi \cdot \frac{2}{\lambda} \cdot h &= 0 \\ 2\pi h + \frac{8\pi}{\lambda} - 4\pi h &= 0 \\ \frac{8\pi}{\lambda} - 2\pi h &= 0 \\ -2\pi h &= -\frac{8\pi}{\lambda}, \end{aligned}$$

so 
$$h = \frac{4}{\lambda}.$$

Since  $h = 4/\lambda$  and  $r = 2/\lambda$ , it follows that  $h = 2r$ . Substituting  $2r$  for  $h$  in equation (3) yields

$$\begin{aligned} \pi r^2(2r) - 21.66 &= 0 \\ 2\pi r^3 - 21.66 &= 0 \\ 2\pi r^3 &= 21.66 \\ \pi r^3 &= 10.83 \\ r^3 &= \frac{10.83}{\pi} \\ r &= \sqrt[3]{\frac{10.83}{\pi}} \approx 1.51 \text{ in.} \end{aligned}$$


### Quick Check 3

Repeat Example 3 for a right circular cylinder with a volume of 500 mL. (*Hint:* 1 mL = 1 cm<sup>3</sup>.) (This was Example 3 in Section 2.5.)

Thus, when  $r = 1.51$  in., we have  $h = 3.02$  in. The surface area is then a minimum and is approximately

$$2\pi(1.51)(3.02) + 2\pi(1.51)^2, \text{ or about } 42.98 \text{ in}^2.$$

### Quick Check 3



The actual dimensions of a standard-sized 12-oz beverage can are  $r = 1.25$  in. and  $h = 4.875$  in. A natural question arising from the solution of Example 3 is, “Why don’t beverage companies make cans using the dimensions found in that example?” To do this would mean an enormous cost for retooling. New can-making machines and new beverage-filling machines would have to be designed and purchased. Vending machines would no longer be the correct size. A partial response to the desire to save aluminum has been found in recycling and in manufacturing cans with bevelled edges. These cans require less aluminum. As a result of many engineering advances, the amount of aluminum required to make 1000 cans has been reduced over the years from 36.5 lb to 28.1 lb. Consumer preference is another very important factor affecting the shape of the can. Market research has shown that a can with the dimensions found in Example 3 is not as comfortable to hold and might not be accepted by consumers.

## Closed and Bounded Regions: The Extreme-Value Theorem

In Examples 1, 2, and 3, all the constraints were given as equations. Constraints may also be stated as inequalities. If there are multiple constraints on the input variables  $x$  and  $y$ , these may be plotted on the  $xy$ -plane to form a *region of feasibility*, which contains the  $x$  and  $y$  values that satisfy all the constraints simultaneously. If the constraints form a closed and bounded region (*closed* meaning it includes the boundaries, and *bounded* meaning it has finite area, with no portions tending to infinity), then the Extreme-Value Theorem can be adapted for the two-variable function.

**THEOREM** Extreme-Value Theorem for Two-Variable Functions

If  $f(x, y)$  is continuous for all  $(x, y)$  within a region of feasibility that is closed and bounded, then  $f$  is guaranteed to have both an absolute maximum value and an absolute minimum value.

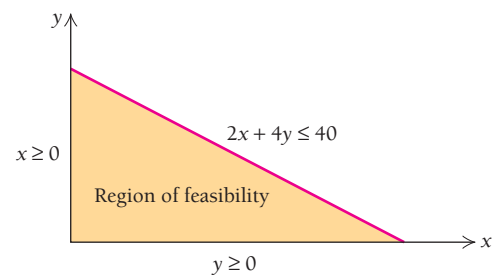
Critical points may occur at a vertex, along a boundary, or in the interior. Therefore, all these parts of a region must be checked for critical points.

**EXAMPLE 4** Business: Maximizing Revenue. Kim likes to create stylish tee shirts, one style with a script  $x$  on the front and another with a script  $y$  on the front. She sells them to her math students as a fundraiser for her favorite charity. Kim determines that her weekly revenue is modeled by the two-variable function

$$R(x, y) = -x^2 - xy - y^2 + 20x + 22y - 25,$$

where  $x$  is the number of  $x$ -shirts sold, and  $y$  is the number of  $y$ -shirts sold. Kim spends 2 hr working on each  $x$ -shirt and 4 hr working on each  $y$ -shirt, and she works no more than 40 hr per week on this project. How many of each style should she produce in order to maximize her weekly revenue? Assume  $x \geq 0$  and  $y \geq 0$ ; in other words, she cannot produce negative quantities of the tee shirts.

**Solution** The number of hours Kim works per week is a constraint:  $2x + 4y \leq 40$ . We write the inequality with a less-than-or-equal-to sign since she may not work the full 40 hr. Along with the constraints  $x \geq 0$  and  $y \geq 0$ , this constraint allows us to sketch the region of feasibility. This is a closed and bounded region. Since the revenue function  $R$  is continuous for all  $x$  and all  $y$ , the Extreme-Value Theorem guarantees an absolute minimum and an absolute maximum point. In this example, we are interested in the absolute maximum (revenue).



We determine that the three vertex points of the region are  $(0, 0, -25)$ ,  $(20, 0, -25)$ , and  $(0, 10, 95)$ . These are all critical points.

Next, we check the interior of the region. We find the partial derivatives of  $R$  with respect to  $x$  and with respect to  $y$ :

$$R_x = -2x - y + 20,$$

$$R_y = -x - 2y + 22.$$

Setting these expressions equal to 0, we solve the system for  $x$  and  $y$ :

$$-2x - y + 20 = 0,$$

$$-x - 2y + 22 = 0;$$

or  $2x + y = 20,$

$$x + 2y = 22. \quad \text{After simplification}$$

The system is solved when  $x = 6$  and  $y = 8$ . However, this point is outside the region of feasibility; Kim would have to work  $2(6) + 4(8) = 44$  hr, which is not allowed under the given constraint. Therefore, this solution must be ignored. (We address this issue at the end of this example.)

The boundaries of the region must also be checked for possible critical points:

- To check along the  $y$ -axis, we substitute  $x = 0$  into the revenue function:

$$R(0, y) = -y^2 + 22y - 25.$$

The derivative is  $R_y = -2y + 22$ . Setting this expression equal to 0, we obtain  $y = 11$ . However, this is outside the region of feasibility and is ignored.

- To check along the  $x$ -axis, we substitute  $y = 0$  into the revenue function:

$$R(x, 0) = -x^2 + 20x - 25.$$

The derivative is  $R_x = -2x + 20$ . Setting this expression equal to 0, we get  $x = 10$ . This is a feasible solution, and thus is a critical value. The critical point is  $(10, 0, 75)$ .

- To check along the line  $2x + 4y = 40$ , we use the method of Lagrange multipliers to determine possible critical values. The constraint is written as  $2x + 4y - 40 = 0$ , and the Lagrange function is formed:

$$L(x, y, \lambda) = -x^2 - xy - y^2 + 20x + 22y - 25 - \lambda(2x + 4y - 40).$$

Its first partial derivatives are as follows:

$$L_x = -2x - y + 20 - 2\lambda,$$

$$L_y = -x - 2y + 22 - 4\lambda,$$

$$L_\lambda = -2x - 4y + 40.$$

We set each partial derivative equal to 0:

$$-2x - y + 20 - 2\lambda = 0 \quad (1)$$

$$-x - 2y + 22 - 4\lambda = 0 \quad (2)$$

$$-2x - 4y + 40 = 0 \quad (3)$$

We solve equations (1) and (2) for  $\lambda$ :

$$\lambda = -x - \frac{1}{2}y + 10 \quad \text{and} \quad \lambda = -\frac{1}{4}x - \frac{1}{2}y + \frac{11}{2}.$$

Equating the right-hand sides of these two equations gives us a single equation in terms of  $x$  and  $y$ . Note that the  $-\frac{1}{2}y$  terms cancel (sum to zero):

$$-x - \frac{1}{2}y + 10 = -\frac{1}{4}x - \frac{1}{2}y + \frac{11}{2}$$

$$-\frac{3}{4}x = -\frac{9}{2}$$

$$x = 6.$$

We now substitute  $x = 6$  into the constraint,  $2x + 4y = 40$ , to determine  $y$ :

$$2(6) + 4y = 40$$

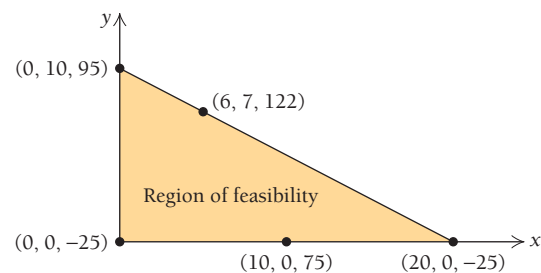
$$12 + 4y = 40$$

$$4y = 28$$

$$y = 7.$$

This is a feasible solution. Therefore,  $x = 6$  and  $y = 7$  yield a critical point:  $(6, 7, 122)$ . In the graph to the right, all critical points (with their revenue values) are plotted on the region of feasibility. Therefore, Kim should produce 6 of the  $x$ -shirts and 7 of the  $y$ -shirts to

maximize her weekly revenue at \$122. If there were no constraints, the maximum weekly revenue would occur at  $x = 6$  and  $y = 8$ , for a total of \$123. Kim might think that working an extra 4 hr for one more dollar of revenue is not worth it.



#### Quick Check 4

Repeat Example 4, using the same revenue function but assuming that each  $x$ -shirt requires 4 hr to create, each  $y$ -shirt requires 2 hr to create, and Kim is willing to work 36 hr per week at most. How many of each style of shirt should Kim produce to maximize her weekly revenue?

#### Quick Check 4

## Section Summary

- If input variables  $x$  and  $y$  for a function  $f(x, y)$  are related by another equation, that equation is a *constraint*.
- *Constrained optimization* is a method of determining maximum and minimum points on a surface represented by  $z = f(x, y)$ , subject to given restrictions (constraints) on the input variables  $x$  and  $y$ .
- The *method of Lagrange multipliers* allows us to find a maximum or minimum value of a function  $f(x, y)$  subject to the constraint  $g(x, y) = 0$ .
- If the constraints are inequalities, the set of points that satisfy all the constraints simultaneously is called the *region of feasibility*.
- If the region of feasibility is closed and bounded and the surface  $z = f(x, y)$  is continuous over the region, then the *Extreme-Value Theorem* guarantees that  $f$  will have both an absolute maximum and an absolute minimum value.
- Critical points may be located at vertices, along a boundary, or in the interior of a region of feasibility.

### EXERCISE SET 6.5

Find the maximum value of  $f$  subject to the given constraint.

1.  $f(x, y) = xy$ ;  $3x + y = 10$
2.  $f(x, y) = 2xy$ ;  $4x + y = 16$
3.  $f(x, y) = 4 - x^2 - y^2$ ;  $x + 2y = 10$
4.  $f(x, y) = 3 - x^2 - y^2$ ;  $x + 6y = 37$

Find the minimum value of  $f$  subject to the given constraint.

5.  $f(x, y) = x^2 + y^2$ ;  $2x + y = 10$
6.  $f(x, y) = x^2 + y^2$ ;  $x + 4y = 17$
7.  $f(x, y) = 2y^2 - 6x^2$ ;  $2x + y = 4$
8.  $f(x, y) = 2x^2 + y^2 - xy$ ;  $x + y = 8$
9.  $f(x, y, z) = x^2 + y^2 + z^2$ ;  $y + 2x - z = 3$
10.  $f(x, y, z) = x^2 + y^2 + z^2$ ;  $x + y + z = 2$

Use the method of Lagrange multipliers to solve each of the following.

11. Of all numbers whose sum is 50, find the two that have the maximum product.
12. Of all numbers whose sum is 70, find the two that have the maximum product.
13. Of all numbers whose difference is 6, find the two that have the minimum product.
14. Of all numbers whose difference is 4, find the two that have the minimum product.
15. Of all points  $(x, y, z)$  that satisfy  $x + 2y + 3z = 13$ , find the one that minimizes  $(x - 1)^2 + (y - 1)^2 + (z - 1)^2$ .
16. Of all points  $(x, y, z)$  that satisfy  $3x + 4y + 2z = 52$ , find the one that minimizes  $(x - 1)^2 + (y - 4)^2 + (z - 2)^2$ .

### APPLICATIONS

#### Business and Economics

17. **Maximizing typing area.** A standard piece of printer paper has a perimeter of 39 in. Find the dimensions of the paper that will give the most area. What is that area? Does standard  $8\frac{1}{2} \times 11$  in. paper have maximum area?
18. **Maximizing room area.** A carpenter is building a rectangular room with a fixed perimeter of 80 ft. What are the dimensions of the largest room that can be built? What is its area?
19. **Minimizing surface area.** An oil drum of standard size has a volume of 200 gal, or  $27 \text{ ft}^3$ . What dimensions yield the minimum surface area? Find the minimum surface area.



Do these drums appear to be made in such a way as to minimize surface area?

20. **Juice-can problem.** A standard-sized juice can has a volume of  $99 \text{ in}^3$ . What dimensions yield the minimum surface area? Find the minimum surface area.
21. **Maximizing total sales.** The total sales,  $S$ , of a one-product firm are given by  $S(L, M) = ML - L^2$ ,

where  $M$  is the cost of materials and  $L$  is the cost of labor. Find the maximum value of this function subject to the budget constraint

$$M + L = 90.$$

22. **Maximizing total sales.** The total sales,  $S$ , of a one-product firm are given by

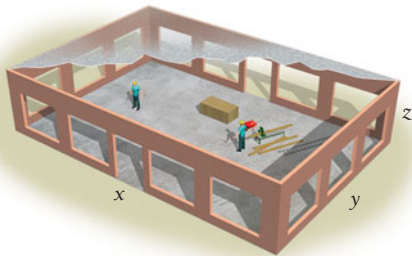
$$S(L, M) = ML - L^2,$$

where  $M$  is the cost of materials and  $L$  is the cost of labor. Find the maximum value of this function subject to the budget constraint

$$M + L = 70.$$

23. **Minimizing construction costs.** A company is planning to construct a warehouse whose interior volume is to be 252,000 ft<sup>3</sup>. Construction costs per square foot are estimated to be as follows:

Walls:	\$3.00
Floor:	\$4.00
Ceiling:	\$3.00



- a) The total cost of the building is a function  $C(x, y, z)$ , where  $x$  is the length,  $y$  is the width, and  $z$  is the height. Find a formula for  $C(x, y, z)$ .
- b) What dimensions of the building will minimize the total cost? What is the minimum cost?
24. **Minimizing the costs of container construction.** A container company is going to construct a shipping crate of volume 12 ft<sup>3</sup> with a square bottom and top. The cost of the top and the sides is \$2 per square foot, and the cost for the bottom is \$3 per square foot. What dimensions will minimize the cost of the crate?
25. **Minimizing total cost.** Each unit of a product can be made on either machine A or machine B. The nature of the machines makes their cost functions differ:

$$\text{Machine A: } C(x) = 10 + \frac{x^2}{6},$$

$$\text{Machine B: } C(y) = 200 + \frac{y^3}{9}.$$

Total cost is given by  $C(x, y) = C(x) + C(y)$ . How many units should be made on each machine in order to minimize total costs if  $x + y = 10,100$  units are required?

In Exercises 26–29, find the absolute maximum and minimum values of each function, subject to the given constraints.

26.  $f(x, y) = x^2 + y^2 - 2x - 2y$ ;  $x \geq 0, y \geq 0, x \leq 4$ , and  $y \leq 3$

27.  $g(x, y) = x^2 + 2y^2$ ;  $-1 \leq x \leq 1$  and  $-1 \leq y \leq 2$

28.  $h(x, y) = x^2 + y^2 - 4x - 2y + 1$ ;  $x \geq 0, y \geq 0$ , and  $x + 2y \leq 5$

29.  $k(x, y) = -x^2 - y^2 + 4x + 4y$ ;  $0 \leq x \leq 3, y \geq 0$ , and  $x + y \leq 6$

30. **Business: maximizing profits with constraints.** A manufacturer of decorative end tables produces two models, basic and large. Its weekly profit function is modeled by

$$P(x, y) = -x^2 - 2y^2 - xy + 140x + 210y - 4300,$$

where  $x$  is the number of basic models sold each week and  $y$  is the number of large models sold each week. The warehouse can hold at most 90 tables. Assume that  $x$  and  $y$  must be nonnegative. How many of each model of end table should be produced to maximize the weekly profit, and what will the maximum profit be?

31. **Business: maximizing profits with constraints.** A farmer has 300 acres on which to plant two crops, celery and lettuce. Each acre of celery costs \$250 to plant and tend, and each acre of lettuce costs \$300 to plant and tend. The farmer has \$81,000 available to cover these costs.

- a) Suppose the farmer makes a profit of \$45 per acre of celery and \$50 per acre of lettuce. Write the profit function, determine how many acres of celery and lettuce he should plant to maximize profit, and state the maximum profit. (*Hint:* Since the graph of the profit function is a plane, you will not need to check the interior for possible critical points.)
- b) Suppose the farmer's profit function is instead  $P(x, y) = -x^2 - y^2 + 600y - 75,000$ . Assuming the same constraints, how many acres of celery and lettuce should he plant to maximize profit, and what is that maximum profit?

### SYNTHESIS

Find the indicated maximum or minimum values of  $f$  subject to the given constraint.

32. Minimum:  $f(x, y) = xy$ ;  $x^2 + y^2 = 9$

33. Minimum:  $f(x, y) = 2x^2 + y^2 + 2xy + 3x + 2y$ ;  $y^2 = x + 1$

34. Maximum:  $f(x, y, z) = x + y + z$ ;  $x^2 + y^2 + z^2 = 1$

35. Maximum:  $f(x, y, z) = x^2y^2z^2$ ;  $x^2 + y^2 + z^2 = 2$

36. Maximum:  $f(x, y, z) = x + 2y - 2z$ ;  $x^2 + y^2 + z^2 = 4$

37. Maximum:  $f(x, y, z, t) = x + y + z + t$ ;  $x^2 + y^2 + z^2 + t^2 = 1$

38. Minimum:  $f(x, y, z) = x^2 + y^2 + z^2$ ;  $x - 2y + 5z = 1$



**39. Economics: the Law of Equimarginal Productivity.**

Suppose that  $p(x, y)$  represents the production of a two-product firm. The company produces  $x$  units of the first product at a cost of  $c_1$  each and  $y$  units of the second product at a cost of  $c_2$  each. The budget constraint,  $B$ , is a constant given by


$$B = c_1x + c_2y.$$


Use the method of Lagrange multipliers to find the value of  $\lambda$  in terms of  $p_x$ ,  $p_y$ ,  $c_1$ , and  $c_2$ . The resulting equation holds for any production function  $p$  and is called the *Law of Equimarginal Productivity*.

**40. Business: maximizing production.** A computer company has the following Cobb–Douglas production function for a certain product:

$$p(x, y) = 800x^{3/4}y^{1/4},$$

where  $x$  is the labor, measured in dollars, and  $y$  is the capital, measured in dollars. Suppose that the company can make a total investment in labor and capital of \$1,000,000. How should it allocate the investment between labor and capital in order to maximize production?

 **41.** Discuss the difference between solving a maximum–minimum problem using the method of Lagrange multipliers and the method of Section 6.3.

 **42.** Write a brief report on the life and work of the mathematician Joseph Louis Lagrange (1736–1813).

**TECHNOLOGY CONNECTION**

**43–50.** Use a 3D graphics program to graph both equations in each of Exercises 1–8. Then visually check the results that you found analytically.

**Answers to Quick Checks**

**1.**  $A = \frac{225}{2}$  at  $x = 15, y = \frac{15}{2}$

**2.**  $g = \frac{1}{10}$  at  $x = \frac{3}{10}, y = -\frac{1}{10}$

**3.**  $r \approx 4.3$  cm,  $h \approx 8.6$  cm,  $s \approx 348.73$  cm<sup>2</sup>

**4.**  $x = 5, y = 8$ , maximum revenue = \$122

# 6.6

**OBJECTIVE**

- Evaluate a double integral.

## Double Integrals

So far in this chapter, we have discussed functions of two variables and their partial derivatives. In this section, we consider integration of a function of two variables, in a process called *iterated integration*.

The following is an example of a *double integral*:

$$\int_3^6 \int_{-1}^2 10xy^2 \, dx \, dy, \quad \text{or} \quad \int_3^6 \left( \int_{-1}^2 10xy^2 \, dx \right) dy.$$

Evaluating a double integral is somewhat similar to “undoing” a second partial derivative. We first evaluate the inside integral, indicated by the innermost differential (here  $dx$ ), and treat the other variable(s) (here  $y$ ) as constant(s):

$$\int_{-1}^2 10xy^2 \, dx = 10y^2 \left[ \frac{x^2}{2} \right]_{-1}^2 = 5y^2 [x^2]_{-1}^2 = 5y^2 [2^2 - (-1)^2] = 15y^2.$$

Color indicates the variable. All else is constant.

Then we evaluate the outside integral, associated with the differential  $dy$ :

$$\begin{aligned} \int_3^6 15y^2 \, dy &= 15 \left[ \frac{y^3}{3} \right]_3^6 \\ &= 5[y^3]_3^6 \\ &= 5(6^3 - 3^3) \\ &= 945. \end{aligned}$$

More precisely, the given double integral is called a **double iterated integral**. The word “iterate” means “to do again.”

If  $dx$  and  $dy$ , as well as the limits of integration, are interchanged, we have

$$\int_{-1}^2 \int_3^6 10xy^2 \, dy \, dx.$$

We first evaluate the inside,  $y$ -integral, treating  $x$  as a constant:

$$\begin{aligned}\int_3^6 10xy^2 dy &= 10x \left[ \frac{y^3}{3} \right]_3^6 \\ &= \frac{10x}{3} \left[ y^3 \right]_3^6 \\ &= \frac{10}{3} x(6^3 - 3^3) = 630x.\end{aligned}$$

Then we evaluate the outside,  $x$ -integral:

$$\begin{aligned}\int_{-1}^2 630x dx &= 630 \left[ \frac{x^2}{2} \right]_{-1}^2 \\ &= 315[x^2]_{-1}^2 \\ &= 315[2^2 - (-1)^2] = 945.\end{aligned}$$

Note that we get the same result.

### DEFINITION

If  $f(x, y)$  is defined over the rectangular region  $R$  bounded by  $a \leq x \leq b$  and  $c \leq y \leq d$ , then the **double integral** of  $f(x, y)$  over  $R$  is given by

$$\int_c^d \int_a^b f(x, y) dx dy \quad \text{or} \quad \int_a^b \int_c^d f(x, y) dy dx.$$

In a more technical definition of the double integral, Riemann sums are used. However, for the functions in this text, the above definition is sufficient.

Sometimes double integrals are defined over a nonrectangular region, in which case the bounds of integration may contain variables.

### EXAMPLE 1 Evaluate

$$\int_0^1 \int_{x^2}^x xy^2 dy dx.$$

**Solution** We first evaluate the inside integral with respect to  $y$ , treating  $x$  as a constant:

$$\begin{aligned}\int_{x^2}^x xy^2 dy &= x \left[ \frac{y^3}{3} \right]_{x^2}^x \\ &= \frac{1}{3} x[x^3 - (x^2)^3] \\ &= \frac{1}{3} (x^4 - x^7).\end{aligned}$$

Then we evaluate the outside integral:

$$\begin{aligned}\frac{1}{3} \int_0^1 (x^4 - x^7) dx &= \frac{1}{3} \left[ \frac{x^5}{5} - \frac{x^8}{8} \right]_0^1 \\ &= \frac{1}{3} \left[ \left( \frac{1^5}{5} - \frac{1^8}{8} \right) - \left( \frac{0^5}{5} - \frac{0^8}{8} \right) \right] = \frac{1}{40}.\end{aligned}$$

$$\text{Thus, } \int_0^1 \int_{x^2}^x xy^2 dy dx = \frac{1}{40}.$$

### Quick Check 1

Evaluate

$$\int_0^4 \int_{\frac{1}{2}x}^{\sqrt{x}} 2xy dy dx.$$

### Quick Check 1

## The Geometric Interpretation of Multiple Integrals

Suppose that the region  $D$  in the  $xy$ -plane is bounded by the functions  $y_1 = g(x)$  and  $y_2 = h(x)$  and the lines  $x_1 = a$  and  $x_2 = b$ . We want the volume,  $V$ , of the solid above  $D$  and under the surface  $z = f(x, y)$ . We can think of the solid as composed of many vertical columns, one of which is shown in Fig. 1 in red. The volume of this column can be thought of as  $l \cdot w \cdot h$ , or  $z \cdot \Delta y \cdot \Delta x$ . Integrating such columns in the  $y$ -direction, we obtain

$$\int_{y_1}^{y_2} z \, dy, \quad \text{so} \quad \left[ \int_{y_1}^{y_2} z \, dy \right] \Delta x$$

can be pictured as a “slab,” or slice. Then integrating such slices in the  $x$ -direction, we obtain the entire volume:

$$V = \int_a^b \left[ \int_{y_1}^{y_2} z \, dy \right] dx,$$

This can be thought of as a collection of slices that fills the volume.

or 
$$V = \int_a^b \int_{g(x)}^{h(x)} z \, dy \, dx,$$

where  $z = f(x, y)$ .

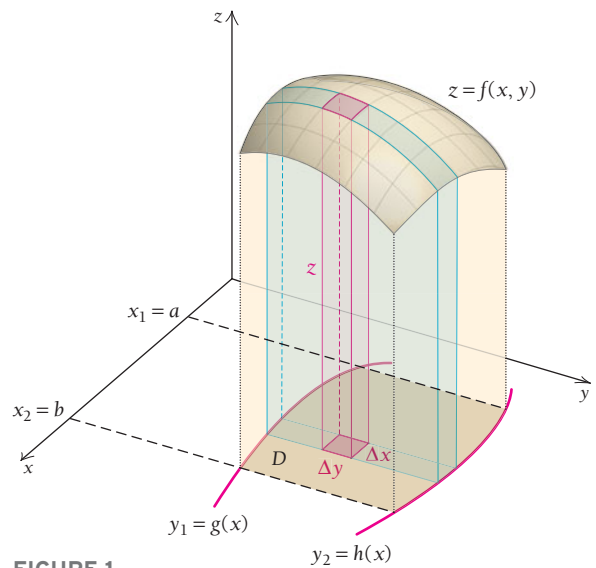


FIGURE 1

In Example 1, the region of integration  $D$  is the plane region between the graphs of  $y = x^2$  and  $y = x$ , as shown in Figs. 2 and 3.

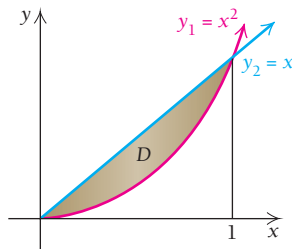


FIGURE 2

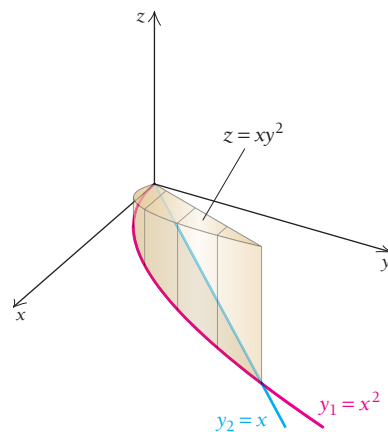
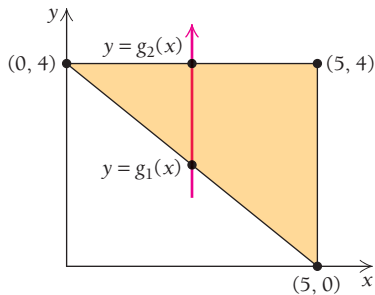
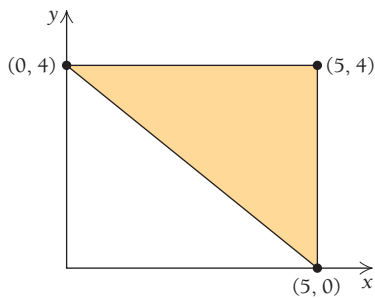


FIGURE 3

When we evaluated the double integral in Example 1, we found the volume of the solid based on  $D$  and capped by the surface  $z = xy^2$ , as shown in Fig. 3.



**EXAMPLE 2** **Business: Demographics and Vehicle Ownership.** The density of privately owned vehicles in a city is given by the two-variable function  $p(x, y) = \frac{1}{8}xy$ , where  $x$  is miles in the east–west direction,  $y$  is miles in the north–south direction, and  $p$  is the number of privately owned vehicles per square mile, in thousands. If the city limits are as shown in the figure to the left, what is the total number of privately owned vehicles in the city?

**Solution** We must decide on the order of integration. If we decide to integrate with respect to  $y$  first, then  $x$  second, the iterated integral is

$$\int_a^b \int_{g_1(x)}^{g_2(x)} \frac{1}{8}xy \, dy \, dx.$$

Since we are integrating with respect to  $y$  first, a helpful visual method for determining the bounds of integration is to draw an arrow in the positive  $y$ -direction, intersecting the shaded region representing the city. The arrow enters the region at the diagonal boundary first; this boundary is  $g_1(x)$ . The arrow exits the region through the horizontal boundary, and this boundary is  $g_2(x)$ . The bounds for the outer integral, with respect to  $x$ , are constants: the region extends from  $x = 0$  to  $x = 5$ .

The diagonal boundary is a line with slope  $-\frac{4}{5}$  and a  $y$ -intercept of 4. Therefore,  $g_1(x) = 4 - \frac{4}{5}x$ . The horizontal boundary is  $g_2(x) = 4$ . The integral is thus

$$\int_0^5 \int_{4-\frac{4}{5}x}^4 \frac{1}{8}xy \, dy \, dx.$$

We integrate the inside integral first, with respect to  $y$ :

$$\begin{aligned} \int_{4-\frac{4}{5}x}^4 \frac{1}{8}xy \, dy &= \frac{1}{8}x \left[ \frac{1}{2}y^2 \right]_{4-\frac{4}{5}x}^4 \\ &= \frac{1}{8}x \left[ \frac{1}{2}(4)^2 - \frac{1}{2} \left( 4 - \frac{4}{5}x \right)^2 \right] \\ &= \frac{1}{8}x \left( \frac{16}{5}x - \frac{8}{25}x^2 \right) \quad \text{After simplification} \\ &= \frac{2}{5}x^2 - \frac{1}{25}x^3. \end{aligned}$$

We now integrate with respect to  $x$ :

$$\begin{aligned} \int_0^5 \left( \frac{2}{5}x^2 - \frac{1}{25}x^3 \right) dx &= \left[ \frac{2}{15}x^3 - \frac{1}{100}x^4 \right]_0^5 \\ &= \left( \frac{2}{15}(5)^3 - \frac{1}{100}(5)^4 \right) - 0 \\ &= \frac{125}{12} \approx 10.417. \end{aligned}$$

Therefore, the city has about 10,417 privately owned vehicles.

### Quick Check 2

Redo Example 2, integrating with respect to  $x$  first, then  $y$  second. (*Hint:* Draw the arrow in the positive  $x$ -direction, and define the boundaries as functions of  $y$ .)

### Quick Check 2

## An Application to Probability

Suppose that we throw a dart at a region  $R$  in a plane. We assume that the dart lands on a point  $(x, y)$  in  $R$  (see Fig. 4). We can think of  $(x, y)$  as a continuous random variable whose coordinates can be those of any ordered pair in region  $R$ . A function  $f$  is said to be a **joint probability density function** if

$$f(x, y) \geq 0, \quad \text{for all } (x, y) \text{ in } R,$$

$$\text{and } \iint_R f(x, y) \, dx \, dy = 1,$$

where  $\iint_R$  refers to the double integral evaluated over the region  $R$ .

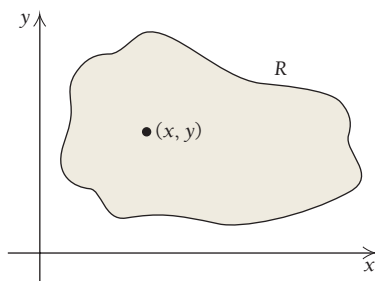


FIGURE 4

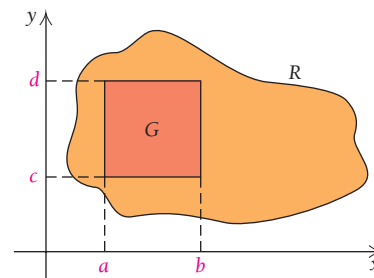


FIGURE 5

Suppose that we want to know the probability that the dart hits a point  $(x, y)$  in a rectangular subregion  $G$  of  $R$ , where  $G$  is the set of points for which  $a \leq x \leq b$  and  $c \leq y \leq d$  (Fig. 5). This probability is given by

$$\iint_G f(x, y) \, dx \, dy = \int_c^d \int_a^b f(x, y) \, dx \, dy.$$

## Section Summary

- The *double integral* of a two-variable function  $f(x, y)$  over a rectangular region  $R$  bounded by  $a \leq x \leq b$  and  $c \leq y \leq d$  is written
- If the region of integration is not rectangular, the double integral may have variables in its bounds.

$$\int_c^d \int_a^b f(x, y) \, dx \, dy \quad \text{or} \quad \int_a^b \int_c^d f(x, y) \, dy \, dx.$$

### EXERCISE SET

## 6.6

Evaluate

- $\int_0^3 \int_0^1 2y \, dx \, dy$
- $\int_0^1 \int_0^4 3x \, dx \, dy$
- $\int_{-1}^3 \int_1^2 x^2 y \, dy \, dx$
- $\int_{-1}^4 \int_{-2}^1 x^3 y \, dy \, dx$
- $\int_0^5 \int_{-2}^{-1} (3x + y) \, dx \, dy$
- $\int_{-4}^{-1} \int_1^3 (x + 5y) \, dx \, dy$
- $\int_{-1}^1 \int_x^1 xy \, dy \, dx$
- $\int_{-1}^1 \int_x^2 (x + y) \, dy \, dx$
- $\int_0^1 \int_{x^2}^x (x + y) \, dy \, dx$
- $\int_0^2 \int_0^x e^{x+y} \, dy \, dx$
- $\int_0^1 \int_1^{e^x} \frac{1}{y} \, dy \, dx$
- $\int_0^1 \int_{-1}^x (x^2 + y^2) \, dy \, dx$
- $\int_0^2 \int_0^x (x + y^2) \, dy \, dx$
- $\int_1^3 \int_0^x 2e^{x^2} \, dy \, dx$
- Find the volume of the solid capped by the surface  $z = 1 - y - x^2$  over the region bounded on the  $xy$ -plane by  $y = 1 - x^2$ ,  $y = 0$ ,  $x = 0$ , and  $x = 1$ , by evaluating the integral
 
$$\int_0^1 \int_0^{1-x^2} (1 - y - x^2) \, dy \, dx.$$
- Find the volume of the solid capped by the surface  $z = x + y$  over the region bounded on the  $xy$ -plane by  $y = 1 - x$ ,  $y = 0$ ,  $x = 0$ , and  $x = 1$ , by evaluating the integral
 
$$\int_0^1 \int_0^{1-x} (x + y) \, dy \, dx.$$

For Exercises 17 and 18, suppose that a continuous random variable has a joint probability density function given by

$$f(x, y) = x^2 + \frac{1}{3}xy, \quad 0 \leq x \leq 1, \quad 0 \leq y \leq 2.$$

17. Find

$$\int_0^2 \int_0^1 f(x, y) \, dx \, dy.$$

18. Find the probability that a point  $(x, y)$  is in the region bounded by  $0 \leq x \leq \frac{1}{2}$ ,  $1 \leq y \leq 2$ , by evaluating the integral

$$\int_1^2 \int_0^{1/2} f(x, y) \, dx \, dy.$$

For Exercises 19 and 20, suppose that a continuous random variable has a joint probability density function given by

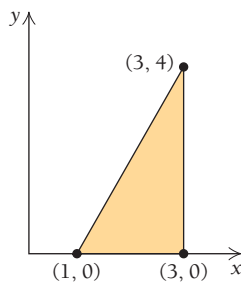
$$f(x, y) = x^2 - 3x + \frac{1}{3}xy - \frac{1}{3}y + 2, \\ 1 \leq x \leq 2, \quad 3 \leq y \leq 5$$

19. Find the probability that a point is in the region bounded by  $1 \leq x \leq 2$  and  $3 \leq y \leq 4$ .

20. Find the probability that a point is in the region bounded by  $1 \leq x \leq 2$  and  $4 \leq y \leq 5$ .

21. **Life sciences: population.** The population density of fireflies in a field is given by  $p(x, y) = \frac{1}{100}x^2y$ , where  $0 \leq x \leq 30$  and  $0 \leq y \leq 20$ ,  $x$  and  $y$  are in feet, and  $p$  is the number of fireflies per square foot. Determine the total population of fireflies in this field.

22. **Life sciences: population.** The population density of a city is given by  $p(x, y) = 2x^2 + 5y$ , where  $x$  and  $y$  are in miles and  $p$  is the number of people per square mile, in hundreds. The city limits are as shown in the graph below. Determine the city's population.



### SYNTHESIS

A triple iterated integral such as

$$\int_r^s \int_c^d \int_a^b f(x, y, z) \, dx \, dy \, dz$$


is evaluated in much the same way as a double iterated integral. We first evaluate the inside  $x$ -integral, treating  $y$  and  $z$  as constants. Then we evaluate the middle  $y$ -integral, treating  $z$  as a constant. Finally, we evaluate the outside  $z$ -integral. Evaluate these triple integrals.


23.  $\int_0^1 \int_1^3 \int_{-1}^2 (2x + 3y - z) \, dx \, dy \, dz$

24.  $\int_0^2 \int_1^4 \int_{-1}^2 (8x - 2y + z) \, dx \, dy \, dz$

25.  $\int_0^1 \int_0^{1-x} \int_0^{2-x} xyz \, dz \, dy \, dx$

26.  $\int_0^2 \int_{2-y}^{6-2y} \int_0^{\sqrt{4-y^2}} z \, dz \, dx \, dy$

 27. Describe the geometric meaning of the double integral of a function of two variables.

 28. Explain how Exercise 17 can be answered without performing any calculations or finding any antiderivatives.

### TECHNOLOGY CONNECTION

29. Use a calculator that does multiple integration to evaluate some double integrals found in this exercise set.

#### Answers to Quick Checks

1.  $\frac{16}{3}$     2.  $\int_0^4 \int_{5-5/4y}^5 \frac{1}{8}xy \, dx \, dy = 10.417$ , or 10,417 vehicles

## CHAPTER 6 SUMMARY

### KEY TERMS AND CONCEPTS

#### SECTION 6.1

A function of two variables assigns to each input pair,  $(x, y)$ , exactly one output number,  $f(x, y)$ .

The graph of a two-variable function is a surface; graphing such a function requires a three-dimensional coordinate system. Points on the surface are expressed as ordered triples  $(x, y, z)$ , where  $z = f(x, y)$ .

The domain of a two-variable function is the set of points in the  $xy$ -plane for which  $f$  is defined.

### EXAMPLES

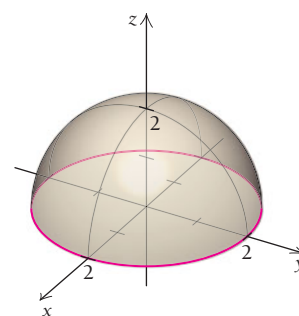
**Business.** A company produces two products. The first product costs \$5.25 per unit to produce, and the second costs \$7.50 per unit to produce. If  $x$  is the number of units of the first product and  $y$  is the number of units of the second product, the cost function  $C$  is given by

$$C(x, y) = 5.25x + 7.50y.$$

If the company produces 30 units of the first product and 45 units of the second product, the total cost of producing these products is

$$C(30, 45) = 5.25(30) + 7.50(45) = \$495$$

The function  $g(x, y) = \sqrt{4 - x^2 - y^2}$  is a hemisphere of radius 2. Examples of points on the surface of this hemisphere are  $(0, 0, 2)$ ,  $(2, 0, 0)$ , and  $(0, 2, 0)$ .



The function  $f(x, y) = x^3 + y^3 - 3x - 27y - 2$  is defined for all  $x$  and for all  $y$ . Therefore, the domain of  $f$  is

$$D = \{(x, y) | -\infty < x < \infty, -\infty < y < \infty\}.$$

The function  $g(x, y) = \sqrt{4 - x^2 - y^2}$  is defined as long as the expression inside the radical is nonnegative. We have  $4 - x^2 - y^2 \geq 0$ , which simplifies to  $x^2 + y^2 \leq 4$ . Therefore, the domain of  $g$  is

$$D = \{(x, y) | x^2 + y^2 \leq 4\}.$$

For the cost function  $C(x, y) = 5.25x + 7.50y$ , the variables  $x$  and  $y$  represent quantities of products. Thus, they cannot be negative. Therefore, the domain for  $C$  is

$$D = \{(x, y) | x \geq 0, y \geq 0\}.$$

#### SECTION 6.2

Let  $f$  be a function of two variables,  $x$  and  $y$ . The partial derivative of  $f$  with respect to  $x$  is defined as

$$\frac{\partial f}{\partial x} = \lim_{h \rightarrow 0} \frac{f(x + h, y) - f(x, y)}{h}.$$

The variable  $y$  is treated as a constant during the differentiation steps.

Let  $f(x, y) = x^2 + 2xy^3 + \sqrt{y}$ .

The partial derivative of  $f$  with respect to  $x$  is

$$\frac{\partial f}{\partial x} = 2x + 2y^3.$$

The partial derivative of  $f$  with respect to  $y$  is

$$\frac{\partial f}{\partial y} = 6xy^2 + \frac{1}{2\sqrt{y}}.$$

**KEY TERMS AND CONCEPTS**

The **partial derivative of  $f$  with respect to  $y$**  is defined as

$$\frac{\partial f}{\partial y} = \lim_{h \rightarrow 0} \frac{f(x, y + h) - f(x, y)}{h}.$$

The variable  $x$  is treated as a constant during the differentiation steps.

Other common notations for partial derivatives are  $f_x$  for the partial derivative of  $f$  with respect to  $x$  and  $f_y$  for the partial derivative of  $f$  with respect to  $y$ .

The partial derivative  $\partial f / \partial x$  is interpreted as the slope of the tangent line at a point  $(x, y, z)$  on the surface representing the graph of  $f$  in the positive  $x$ -direction. Similarly,  $\partial f / \partial y$  is interpreted as the slope of the tangent line at a point  $(x, y, z)$  on the surface in the positive  $y$ -direction.

For functions of many variables, the partial derivative with respect to one of the variables is found by treating all the other variables as constants and differentiating using normal techniques.

Let  $f$  be a function of two variables,  $x$  and  $y$ . Its **second-order partial derivatives** are

$$f_{xx} = \frac{\partial^2 f}{\partial x^2}, \quad f_{xy} = \frac{\partial^2 f}{\partial y \partial x},$$

$$f_{yx} = \frac{\partial^2 f}{\partial x \partial y}, \quad \text{and} \quad f_{yy} = \frac{\partial^2 f}{\partial y^2}.$$

Often,  $f_{xy} = f_{yx}$ .

**EXAMPLES**

When  $x = 2$  and  $y = 1$ , the slope of the tangent line at  $(2, 1, 13)$  on the surface representing the graph of  $f$  in the positive  $x$ -direction is

$$\left. \frac{\partial f}{\partial x} \right|_{(2,1)} = 2(2) + 2(1)^3 = 6.$$

The slope of the tangent line at that point on the surface in the positive  $y$ -direction is

$$\left. \frac{\partial f}{\partial y} \right|_{(2,1)} = 6(2)(1)^2 + \frac{1}{2\sqrt{1}} = 12.5.$$

Let  $w(x, y, z) = 3x^2y^3z^7$ . The partial derivatives of  $w$  are

$$w_x = 6xy^3z^7,$$

$$w_y = 9x^2y^2z^7,$$

$$w_z = 21x^2y^3z^6.$$

Let  $f(x, y) = x^2 + 2xy^3 + \sqrt{y}$ . Its first partial derivatives are

$$f_x = \frac{\partial f}{\partial x} = 2x + 2y^3 \quad \text{and} \quad f_y = \frac{\partial f}{\partial y} = 6xy^2 + \frac{1}{2\sqrt{y}}.$$

Its second-order partial derivatives are

$$f_{xx} = 2, \quad f_{xy} = 6y^2, \quad f_{yx} = 6y^2, \quad \text{and} \quad f_{yy} = 12xy - \frac{1}{4\sqrt{y^3}}.$$

**SECTION 6.3**

If  $f$  is a function of two variables,  $x$  and  $y$ , it has a **relative maximum** at  $(a, b)$  if

$$f(x, y) \leq f(a, b)$$

for all points  $(x, y)$  in a region containing  $(a, b)$ . Similarly,  $f$  has a **relative minimum** at  $(a, b)$  if

$$f(x, y) \geq f(a, b)$$

for all points  $(x, y)$  in a region containing  $(a, b)$ .

A **critical point** occurs at  $(a, b)$  if both partial derivatives of  $f$  at  $(a, b)$  are 0. That is,  $f_x(a, b) = 0$  and  $f_y(a, b) = 0$ .

Let  $f(x, y) = x^3 + y^3 - 3x - 27y - 2$ .

The first partial derivatives are  $f_x(x, y) = 3x^2 - 3$  and  $f_y(x, y) = 3y^2 - 27$ . When  $f_x = 0$ , we have  $x = \pm 1$ . Similarly, when  $f_y = 0$ , we have  $y = \pm 3$ . There are four critical points:

$$(1, 3, -58), \text{ where } f(1, 3) = -58,$$

$$(1, -3, 50), \text{ where } f(1, -3) = 50,$$

$$(-1, 3, -54), \text{ where } f(-1, 3) = -54,$$

$$\text{and } (-1, -3, 54), \text{ where } f(-1, -3) = 54.$$

The four second-order partial derivatives are  $f_{xx} = 6x$ ,  $f_{yy} = 6y$ , and  $f_{xy} = f_{yx} = 0$ . Therefore,  $D = (6x)(6y) - 0^2 = 36xy$ .

(continued)



## KEY TERMS AND CONCEPTS

## SECTION 6.3 (continued)

The  $D$ -test is used to determine whether critical points are relative maxima or minima. If  $(a, b)$  is a critical point, then

$$D = f_{xx}(a, b) \cdot f_{yy}(a, b) - [f_{xy}(a, b)]^2.$$

And:

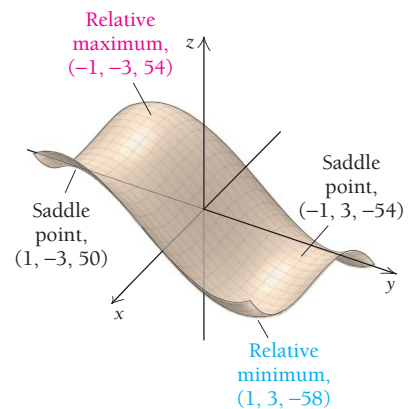
1. If  $D > 0$  and  $f_{xx}(a, b) < 0$ , then  $f$  has a **maximum** at  $(a, b)$ .
2. If  $D > 0$  and  $f_{xx}(a, b) > 0$ , then  $f$  has a **minimum** at  $(a, b)$ .
3. If  $D < 0$ , then  $f$  has a **saddle point** at  $(a, b)$ .
4. The  $D$ -test is not applicable if  $D = 0$ .

## EXAMPLES

At  $(1, 3)$ , we have  $D = 108 > 0$ , and  $f_{xx}(1, 3) = 6 > 0$ . Therefore,  $(1, 3, -58)$  is a relative minimum.

At  $(1, -3)$  and at  $(-1, 3)$ , we have  $D = -108 < 0$ . Therefore,  $(1, -3, 50)$  and  $(-1, 3, -54)$  are saddle points.

At  $(-1, -3)$ , we have  $D = 108 > 0$ , and  $f_{xx}(-1, -3) = -6 < 0$ . Therefore,  $(-1, -3, 54)$  is a relative maximum.



## SECTION 6.4

A line of best fit for a set of data points is called a **regression line**. The method of least squares uses partial derivatives to determine this line.

A researcher obtains the data points  $(1, 3)$ ,  $(4, 5)$ , and  $(6, 7)$ . Find the regression line.

Using the method of least squares, we must minimize

$$(y_1 - 3)^2 + (y_2 - 5)^2 + (y_3 - 7)^2,$$

$$\begin{aligned} \text{where } y_1 &= m(1) + b = m + b, \\ y_2 &= m(4) + b = 4m + b, \\ y_3 &= m(6) + b = 6m + b. \end{aligned}$$

After substitution, we have a two-variable function:

$$S(m, b) = (m + b - 3)^2 + (4m + b - 5)^2 + (6m + b - 7)^2.$$

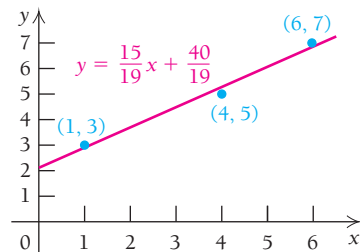
The partial derivatives are (after simplification):

$$\begin{aligned} S_m &= 106m + 22b - 130, \\ S_b &= 22m + 6b - 30. \end{aligned}$$

Setting the partial derivatives equal to 0 and solving the system, we get

$$m = \frac{15}{19}, \quad b = \frac{40}{19}.$$

Therefore, the regression line is  $y = \frac{15}{19}x + \frac{40}{19}$ .



## KEY TERMS AND CONCEPTS

## SECTION 6.5

If the input variables  $x$  and  $y$  of a two-variable function  $f(x, y)$  are themselves related by an equation  $g(x, y) = 0$ , then  $g(x, y) = 0$  is a **constraint**. The process of determining maximum and minimum values of  $f$  subject to the constraint  $g$  is called **constrained optimization**.

The method of **Lagrange multipliers** is one way to determine a maximum or minimum value of a function  $f$  subject to a constraint  $g$ .

## 1. Form the Lagrange function

$$F(x, y, \lambda) = f(x, y) - \lambda g(x, y).$$

The variable  $\lambda$  is a *Lagrange multiplier*.

2. Find the first partial derivatives  $F_x$ ,  $F_y$ , and  $F_\lambda$ .

## 3. Solve the system

$$F_x = 0, \quad F_y = 0, \quad \text{and} \quad F_\lambda = 0.$$

A suggested method of solution is to isolate  $\lambda$  in the equations  $F_x = 0$  and  $F_y = 0$ , substitute to cancel out  $\lambda$ , and simplify the resulting equation in terms of  $x$  and  $y$ . Make another substitution into  $F_\lambda = 0$ , and determine the values of  $x$  and  $y$ .

## EXAMPLES

Maximize  $f(x, y) = xy$ , subject to the constraint  $x + 2y = 1$ .

We can substitute  $x = 1 - 2y$  into  $f$ :

$$f(1 - 2y, y) = (1 - 2y)y = y - 2y^2.$$

Differentiating  $f$  with respect to  $y$ , we get  $f_y = 1 - 4y$ . Setting this equal to 0, we get  $y = \frac{1}{4}$ . Therefore,  $x = 1 - 2\left(\frac{1}{4}\right) = \frac{1}{2}$ . The function  $f$  has a maximum value of  $\frac{1}{8}$  at  $x = \frac{1}{2}$  and  $y = \frac{1}{4}$ , which lies on the line given by the constraint.

Maximize  $f(x, y) = xy$ , subject to the constraint  $x + 2y = 1$ .

We write the constraint as  $x + 2y - 1 = 0$  and form the Lagrange function:

$$F(x, y, \lambda) = xy - \lambda(x + 2y - 1).$$

Differentiating  $F$  with respect to its three input variables, we have

$$F_x = y - \lambda, \quad F_y = x - 2\lambda, \quad \text{and} \quad F_\lambda = -x - 2y + 1.$$

We set all three expressions equal to 0. From  $F_x = 0$  and  $F_y = 0$ , we isolate  $\lambda$ :

$$\lambda = y \quad \text{and} \quad \lambda = \frac{1}{2}x.$$

By substitution, we have  $y = \frac{1}{2}x$ . Substituting for  $y$  in  $F_\lambda$  and setting the expression equal to 0 gives

$$-x - 2\left(\frac{1}{2}x\right) + 1 = 0$$

Solving for  $x$ , we have  $x = \frac{1}{2}$ . Therefore,  $y = \frac{1}{2}\left(\frac{1}{2}\right) = \frac{1}{4}$ , and  $f$  has a constrained maximum value of  $\frac{1}{8}$  at  $\left(\frac{1}{2}, \frac{1}{4}\right)$ .

## SECTION 6.6

If  $f(x, y)$  is defined over a rectangular region  $R$  bounded by  $a \leq x \leq b$  and  $c \leq y \leq d$ , then the **double integral** of  $f(x, y)$  over  $R$  is

$$\int_c^d \int_a^b f(x, y) \, dx \, dy$$

or 
$$\int_a^b \int_c^d f(x, y) \, dy \, dx.$$

If the region is not rectangular, then the bounds of integration may contain variables.

Iterated integrals are evaluated by first integrating the inside integral, indicated by the innermost differential, and then integrating the outer integral.

If  $f(x, y)$  is continuous over a region of feasibility that is closed and bounded, then the **Extreme-Value Theorem** guarantees the existence of an absolute maximum value and an absolute minimum value of  $f$ .

Evaluate

$$\int_0^2 \int_1^3 x^2 y \, dy \, dx.$$

The inside integral is integrated first. We integrate with respect to  $y$ , treating  $x$  as a constant:

$$\int_1^3 x^2 y \, dy = x^2 \left[ \frac{1}{2} y^2 \right]_1^3 = x^2 \left( \frac{9}{2} - \frac{1}{2} \right) = 4x^2.$$

We integrate the result with respect to  $x$ :

$$\int_0^2 4x^2 \, dx = \left[ \frac{4}{3} x^3 \right]_0^2 = \frac{4}{3}(8 - 0) = \frac{32}{3}.$$

Find the absolute maximum and minimum values of  $f(x, y) = x^2 + y^2 - 2x - 2y$ , subject to the constraints  $0 \leq x \leq 2$  and  $0 \leq y \leq 3$ .

Since  $f$  is continuous on  $0 \leq x \leq 2$  and on  $0 \leq y \leq 3$ , we check for critical points at all vertices and boundaries and in the interior. We find that  $f$  has an absolute maximum at both  $(0, 3, 3)$  and  $(2, 3, 3)$  and an absolute minimum at  $(1, 1, -2)$ .

# CHAPTER 6

## REVIEW EXERCISES

These review exercises are for test preparation. They can also be used as a practice test. Answers are at the back of the book. The blue bracketed section references tell you what part(s) of the chapter to restudy if your answer is incorrect.

### CONCEPT REINFORCEMENT

Match each expression in column A with an equivalent expression in column B. Assume that  $z = f(x, y)$ . [6.2, 6.6]

Column A

Column B

- |   |                                  |
|---|----------------------------------|
| 1. $\frac{\partial z}{\partial x}$              | a) $\int_2^3 \frac{1}{2}x \, dx$ |
| 2. $\frac{\partial z}{\partial y}$              | b) $f_{yx}$                      |
| 3. $\frac{\partial}{\partial x}(5x^3y^7)$       | c) $f_{xy}$                      |
| 4. $\frac{\partial}{\partial y}(5x^3y^7)$       | d) $\int_2^3 y^3 \, dy$          |
| 5. $\frac{\partial^2 z}{\partial x \partial y}$ | e) $f_x$                         |
| 6. $\frac{\partial^2 z}{\partial y \partial x}$ | f) $15x^2y^7$                    |
| 7. $\int_2^3 \int_0^1 2xy^3 \, dx \, dy$        | g) $35x^3y^6$                    |
| 8. $\int_2^3 \int_0^1 2xy^3 \, dy \, dx$        | h) $f_y$                         |

### REVIEW EXERCISES

Given  $f(x, y) = e^y + 3xy^3 + 2y$ , find each of the following. [6.1, 6.2]

- |              |              |              |
|--------------|--------------|--------------|
| 9. $f(2, 0)$ | 10. $f_x$    | 11. $f_y$    |
| 12. $f_{xy}$ | 13. $f_{yx}$ | 14. $f_{xx}$ |
| 15. $f_{yy}$ |              |              |
16. State the domain of  $f(x, y) = \frac{2}{x-1} + \sqrt{y-2}$ . [6.1]

Given  $z = 2x^3 \ln y + xy^2$ , find each of the following. [6.2]

- |  |   |  |
|--|---|--|
| 17. $\frac{\partial z}{\partial x}$              | 18. $\frac{\partial z}{\partial y}$     | 19. $\frac{\partial^2 z}{\partial x \partial y}$ |
| 20. $\frac{\partial^2 z}{\partial y \partial x}$ | 21. $\frac{\partial^2 z}{\partial x^2}$ | 22. $\frac{\partial^2 z}{\partial y^2}$          |

Find the relative maximum and minimum values. [6.3]

23.  $f(x, y) = x^3 - 6xy + y^2 + 6x + 3y - \frac{1}{5}$

24.  $f(x, y) = x^2 - xy + y^2 - 2x + 4y$

25.  $f(x, y) = 3x - 6y - x^2 - y^2$

26.  $f(x, y) = x^4 + y^4 + 4x - 32y + 80$

27. Consider the data in the following table regarding enrollment in colleges and universities during a recent 3-year period. [6.4]

Year, $x$	Enrollment, y (in millions)
1	7.2
2	8.0
3	8.4

- a) Find the regression line,  $y = mx + b$ .  
 b) Use the regression line to predict enrollment in the fourth year.
28. Consider the data in the table below regarding workers' average monthly out-of-pocket premium for health insurance for a family. [6.4]
- a) Find the regression line,  $y = mx + b$ .  
 b) Use the regression line to predict workers' average monthly out-of-pocket premium for health insurance for a family in 2012.

Year, $x$	Workers' Average Monthly Out-of-Pocket Premium for Health Insurance for a Family
0 (1999)	\$129
2 (2001)	149
4 (2003)	201
5 (2004)	222
6 (2005)	226

(Source: Kaiser Family Foundation and *The New York Times*, 10/23/05.)

29. Find the minimum value of  $f(x, y) = x^2 - 2xy + 2y^2 + 20$  subject to the constraint  $2x - 6y = 15$ . [6.5]
30. Find the maximum value of  $f(x, y) = 6xy$  subject to the constraint  $2x + y = 20$ . [6.5]
31. Find the absolute maximum and minimum values of  $f(x, y) = x^2 - y^2$  subject to the constraints  $-1 \leq x \leq 3$  and  $-1 \leq y \leq 2$ . [6.5]

Evaluate. [6.6]

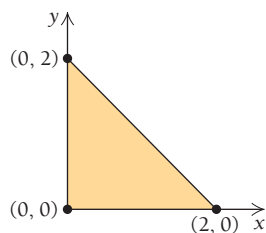
32.  $\int_0^1 \int_1^2 x^2 y^3 \, dy \, dx$

33.  $\int_0^1 \int_{x^2}^x (x - y) \, dy \, dx$

34. **Business: demographics.** The density of students living near a university is modeled by

$$p(x, y) = 9 - x^2 - y^2,$$

where  $x$  and  $y$  are in miles and  $p$  is the number of students per square mile, in hundreds. Assume the university is located at  $(0, 0)$ . Find the number of students who live in the shaded region shown below. [6.6]



## CHAPTER 6 TEST

Given  $f(x, y) = e^x + 2x^3y + y$ , find each of the following.

1.  $f(-1, 2)$
2.  $\frac{\partial f}{\partial x}$
3.  $\frac{\partial f}{\partial y}$
4.  $\frac{\partial^2 f}{\partial x^2}$
5.  $\frac{\partial^2 f}{\partial x \partial y}$
6.  $\frac{\partial^2 f}{\partial y \partial x}$
7.  $\frac{\partial^2 f}{\partial y^2}$

Find the relative maximum and minimum values.

8.  $f(x, y) = x^2 - xy + y^3 - x$
9.  $f(x, y) = 4y^2 - x^2$
10. **Business: predicting total sales.** Consider the data in the following table regarding the total sales of a company during the first three years of operation.

Year, $x$	Sales, $y$ (in millions)
1	\$10
2	15
3	19

- a) Find the regression line,  $y = mx + b$ .
- b) Use the regression line to predict sales in the fourth year.

### SYNTHESIS

35. Evaluate

$$\int_0^2 \int_{1-2x}^{1-x} \int_0^{\sqrt{2-x^2}} z \, dz \, dy \, dx. \quad [6.6]$$

36. **Business: minimizing surface area.** Suppose that beverages could be packaged in either a cylindrical container or a rectangular container with a square top and bottom. Each container is designed to have the minimum surface area for its shape. If we assume a volume of  $26 \text{ in}^3$ , which container would have the smaller surface area? [6.3, 6.5]

### TECHNOLOGY CONNECTION



37. Use a 3D graphics program to graph

$$f(x, y) = x^2 + 4y^2. \quad [6.1]$$

11. Find the maximum value of  
 $f(x, y) = 6xy - 4x^2 - 3y^2$   
 subject to the constraint  $x + 3y = 19$ .

12. Evaluate

$$\int_0^3 \int_1^3 4x^3y^2 \, dx \, dy.$$

### SYNTHESIS

13. **Business: maximizing production.** Southwest Appliances has the following Cobb–Douglas production function for a certain product:

$$p(x, y) = 50x^{2/3}y^{1/3},$$

where  $x$  is labor, measured in dollars, and  $y$  is capital, measured in dollars. Suppose that Southwest can make a total investment in labor and capital of \$600,000. How should it allocate the investment between labor and capital in order to maximize production?

14. Find  $f_x$  and  $f_t$ :

$$f(x, t) = \frac{x^2 - 2t}{x^3 + 2t}.$$

### TECHNOLOGY CONNECTION



15. Use a 3D graphics program to graph

$$f(x, y) = x - \frac{1}{2}y^2 - \frac{1}{3}x^3.$$

## Minimizing Employees' Travel Time in a Building

If employees spend considerable time moving between offices, designing a building to minimize travel time can reap enormous savings for a company.

For a multilevel building with a square base, one design concern is minimizing travel time between the most remote points. We will make use of Lagrange multipliers to help design such a building.

Let's assume that each floor has a square grid of hallways, as shown in the figure at the lower right. Suppose that you are standing at point  $P$  in the top northeast corner of the twelfth floor of this building. How long will it take to reach the most remote point at the southwest corner on the first floor—that is, point  $Q$ ?

Let's call the time  $t$ . We find a formula for  $t$  in two steps:

1. You are to go from the twelfth floor to the first floor. This is a move in a vertical direction.
2. You need to cross horizontally from one corner of the building to the other.

The vertical time is  $h$ , the height of point  $P$  from the ground, divided by  $a$ , the speed at which you can travel in a vertical direction (elevator speed). Thus, vertical time is given by  $h/a$ .

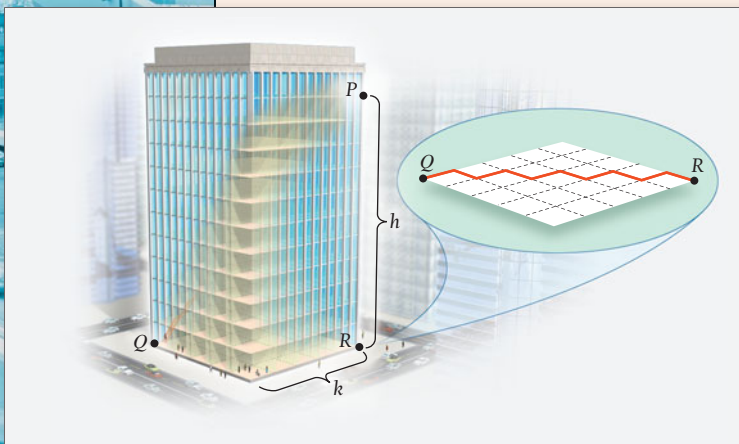
The horizontal time is the time it takes to go across one level, by way of the square grid of hallways (from  $R$  to  $Q$  in the figure). If each floor is a square with side of length  $k$ , then the distance from  $R$  to  $Q$  is  $2k$ . If the walking speed is  $b$ , then the horizontal time is given by  $2k/b$ .

Thus, the time it will take to go from  $P$  to  $Q$  is a function of two variables,  $h$  and  $k$ , given by

$$t(h, k) = \text{vertical time} + \text{horizontal time} \\ = \frac{h}{a} + \frac{2k}{b},$$

where  $a$  and  $b$ , the elevator speed and walking speed, are constants.

What happens if we must choose between two (or more) building plans with the same floor area, but with different dimensions?



Will the travel time be the same? Or will it be different for the two buildings? First, what is the total floor area of a given building? Suppose that the building has  $n$  floors, each a square of side  $k$ . Then the total floor area is given by

$$A = nk^2.$$

Note that the area of the roof is not included.

If  $h$  is the height of point  $P$  and  $c$  is the height of each floor—that is, the distance from the carpeting on one floor to the carpeting on the floor above—then  $n = 1 + h/c$ , with

$$A = (1 + h/c)k^2.$$

Let's return to the problem of two buildings with the same total floor area, but with different dimensions, and see what happens to  $t(h, k)$ .

## EXERCISES

- Use the TABLE feature on your calculator or spreadsheet software to complete the table below. For each case in the table, let the elevator speed  $a = 10$  ft/sec, the walking speed  $b = 4$  ft/sec, and the height of each floor  $c = 15$  ft. Each case in the table covers two situations, though the floor area stays essentially the same for a particular case.

- Do different dimensions, with a fixed floor area, yield different travel times?

In Exercises 3–5, assume that you are finding the dimensions of a multilevel building with a square base that will minimize travel time  $t$  between the most remote points in the building. Each floor has a square grid of hallways. The height of point  $P$  is  $h$ , and the length of a side of each floor is  $k$ . The elevator speed is 10 ft/sec and the average speed of a person walking is 4 ft/sec. The total floor area of the building is 40,000 ft<sup>2</sup>. The height of each floor is 12 ft.

- Use the information given to find a formula for the function  $t(h, k)$ .
- Find a formula for the constraint.
- Use the method of Lagrange multipliers to find the dimensions of the building that will minimize travel time  $t$  between the most remote points in the building.
- Use a 3D graphics program to graph both equations in Exercises 3 and 4. Then visually check the results you found analytically.

CASE	BUILDING	$n$	$k$	$A$	$h$	$t(h, k)$
1	B1	2	40	3200	15	21.5
	B2	3	32.66	3200	30	19.4
2	B1	2	60	7200		
	B2	3	48.99			
3	B1	4	40			
	B2	5	35.777			
4	B1	5	60			
	B2	10	42.426			
5	B1	5	150			
	B2	10	106.066			
6	B1	10	40			
	B2	17	30.679			
7	B1	10	80			
	B2	17	61.357			
8	B1	17	40			
	B2	26	32.344			
9	B1	17	50			
	B2	26	40.43			
10	B1	26	77			
	B2	50	55.525			

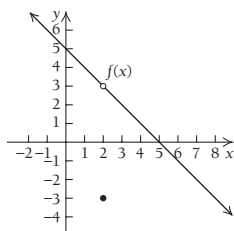
# Cumulative Review

1. Write an equation of the line with slope  $-4$  and containing the point  $(-7, 1)$ .

2. For  $f(x) = x^2 - 5$ , find  $f(x + h)$ .

3. a) Graph:

$$f(x) = \begin{cases} 5 - x, & \text{for } x \neq 2, \\ -3, & \text{for } x = 2. \end{cases}$$



b) Find  $\lim_{x \rightarrow 2} f(x)$ .

c) Find  $f(2)$ .

d) Is  $f$  continuous at 2?

Find each limit, if it exists. If a limit does not exist, state that fact.

4.  $\lim_{x \rightarrow -4} \frac{x^2 - 16}{x + 4}$

5.  $\lim_{x \rightarrow 1} \sqrt{x^3 + 8}$

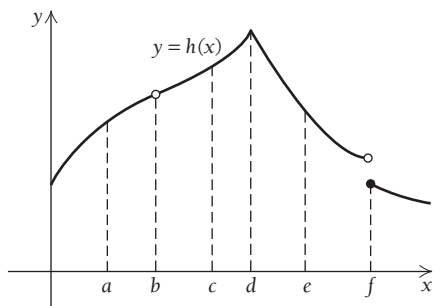
6.  $\lim_{x \rightarrow 3} \frac{4}{x - 3}$

7.  $\lim_{x \rightarrow \infty} \frac{12x - 7}{3x + 2}$

8.  $\lim_{x \rightarrow \infty} \frac{2x^3 - x}{8x^5 - x^2 + 1}$

9. If  $f(x) = x^2 + 3$ , find  $f'(x)$  by determining  $\lim_{h \rightarrow 0} \frac{f(x+h) - f(x)}{h}$ .

For exercises 10–12, refer to the following graph of  $y = h(x)$ .



- Identify the input values for which  $h$  has no limit.
- Identify the input values for which  $h$  is discontinuous.
- Identify the input values for which the derivative of  $h$  does not exist.

Differentiate.

13.  $y = -9x + 3$

15.  $y = x^{1/4}$

17.  $f(x) = \sqrt[3]{2x^5 - 8}$

19.  $y = \ln(x^2 + 5)$

21.  $y = e^{3x} + x^2$

23.  $f(x) = \ln(e^x - 4)$

24. For  $y = x^2 - \frac{2}{x}$ , find  $d^2y/dx^2$ .

25. **Business: average cost.** Doubletake Clothing finds that the cost, in dollars, of producing  $x$  pairs of jeans is given by  $C(x) = 320 + 9\sqrt{x}$ . Find the rate at which the average cost is changing when 100 pairs of jeans have been produced.

26. Differentiate implicitly to find  $dy/dx$  if  $x^3 + x/y = 7$ .

27. Find an equation of the tangent line to the graph of  $y = e^x - x^2 - 3$  at the point  $(0, -2)$ .

28. Find the  $x$ -value(s) at which the tangent lines to  $f(x) = x^3 - 2x^2$  have a slope of  $-1$ .

Sketch the graph of each function. List and label the coordinates of any extrema and points of inflection. State where the function is increasing or decreasing, where it is concave up or concave down, and where any asymptotes occur.

29.  $f(x) = x^3 - 3x + 1$

30.  $f(x) = 2x^2 - x^4 - 3$

31.  $f(x) = \frac{8x}{x^2 + 1}$

32.  $f(x) = \frac{8}{x^2 - 4}$

Find the absolute maximum and minimum values, if they exist, over the indicated interval. If no interval is indicated, consider the entire real number line.

33.  $f(x) = 3x^2 - 6x - 4$

34.  $f(x) = -5x + 1$

35.  $f(x) = \frac{1}{3}x^3 - x^2 - 3x + 5$ ;  $[-2, 0]$

36. **Business: maximizing profit.** For custom sweatshirts, Detailed Clothing's total revenue and total cost, in dollars, are given by
- $$R(x) = 4x^2 + 11x + 110,$$
- $$C(x) = 4.2x^2 + 5x + 10.$$
- Find the number of sweatshirts,  $x$ , that must be produced and sold in order to maximize profit.
37. **Business: minimizing inventory costs.** An appliance store sells 450 MP3 players each year. It costs \$4 to store a player for a year. When placing an order, there is a fixed cost of \$1 plus \$0.75 for each player. How many times per year should the store reorder MP3 players, and in what lot size, in order to minimize inventory costs?
38. Let  $y = 3x^2 - 2x + 1$ . Use differentials to find the approximate change in  $y$  when  $x = 2$  and  $\Delta x = 0.05$ .
39. **Business: exponential growth.** A national frozen yogurt firm is experiencing growth of 10% per year in the number,  $N$ , of franchises that it owns; that is,
- $$\frac{dN}{dt} = 0.1N,$$
- where  $N$  is the number of franchises and  $t$  is the time, in years, from 2001.
- Given that there were 8000 franchises in 2001, find the solution of the equation, assuming that  $N_0 = 8000$  and  $k = 0.1$ .
  - How many franchises were there in 2009?
  - What is the doubling time of the number of franchises?
40. **Economics: elasticity of demand.** Consider the demand function
- $$q = D(x) = 240 - 20x,$$
- where  $q$  is the quantity of coffee mugs demanded at a price of  $x$  dollars.
- Find the elasticity.
  - Find the elasticity at  $x = \$2$ , and state whether the demand is elastic or inelastic.
  - Find the elasticity at  $x = \$9$ , and state whether the demand is elastic or inelastic.
  - At a price of \$2, will a small increase in price cause total revenue to increase or decrease?
  - Find the value of  $x$  for which the total revenue is a maximum.
41. **Business: approximating cost coverage.** A large square plot of ground measures 75 ft by 75 ft, with a tolerance of  $\pm 4$  in. Landscapers are going to cover the plot with grass sod. Each square of sod costs \$8 and measures 3 ft by 3 ft.
- Use differentials to estimate the change in area when the measurement tolerance is taken into account.
  - How many extra squares of sod should the landscapers bring to the job, and how much extra will this cost?
42.  $\int 3x^5 dx$
43.  $\int_{-1}^0 (2e^x + 1) dx$
44.  $\int \frac{x}{(7 - 3x)^2} dx$  (Use Table 1 on pp. 454–455.)
45.  $\int x^3 e^{x^4} dx$  (Do not use Table 1.)
46.  $\int (x + 3) \ln x dx$
47.  $\int \frac{75}{x} dx$
48.  $\int_0^1 3\sqrt{x} dx$
49. Find the area under the graph of  $y = x^2 + 3x$  over the interval  $[1, 5]$ .
50. **Business: present value.** Find the present value of \$250,000 due in 30 yr at 6%, compounded continuously.
51. **Business: value of a fund.** Leigh Ann wants to have \$50,000 saved in 10 yr.
- She could make a one-time deposit at an APR of 5.45%, compounded continuously. Find the amount she should deposit.
  - She could instead make an investment that would yield a constant revenue stream of  $R(t)$  dollars per year, at 5.45% compounded continuously. Find  $R(t)$ .
  - Calculate the interest earned in part (a) and in part (b).
52. **Business: contract buyout.** An executive works under an 8-yr contract that pays him \$200,000 per year. He invests the money at an APR of 4.85%, compounded continuously. After 5 yr, the company offers him a buyout of the contract. What is the lowest amount he should accept, if the continuously compounded APR is the same?
53. Determine whether the following improper integral is convergent or divergent, and calculate its value if it is convergent:
- $$\int_3^{\infty} \frac{1}{x^7} dx.$$
54. Given the probability density function
- $$f(x) = \frac{3}{2x^2} \quad \text{over } [1, 3],$$
- find  $E(x)$ .
55. Let  $x$  be a continuous random variable that is normally distributed with mean  $\mu = 3$  and standard deviation  $\sigma = 5$ . Using Table A (p. 621), find  $P(-2 \leq x \leq 8)$ .
56. **Business: distribution of salaries.** The salaries paid by a large corporation are normally distributed with a mean  $\mu = \$45,000$  and a standard deviation  $\sigma = \$6,000$ .
- Find the probability that a randomly chosen employee earns between \$42,000 and \$55,000 per year.
  - An executive of the corporation earns \$60,000 per year. In what percentile of the salaries does this salary place him?
  - A new employee insists on a salary that is in the top 2% of salaries. What is the minimum salary that this employee would accept?

Evaluate.

42.  $\int 3x^5 dx$

43.  $\int_{-1}^0 (2e^x + 1) dx$



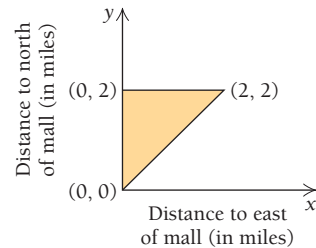
57. **Economics: supply and demand.** Demand and supply functions are given by
- $$p = D(x) = (x - 20)^2$$
- and
- $$p = S(x) = x^2 + 10x + 50,$$
- where  $p$  is the price per unit, in dollars, when  $x$  units are sold. Find the equilibrium point and the consumer's surplus.
58. Find the volume of the solid of revolution generated by rotating the region under the graph of
- $$y = e^{-x}, \quad \text{from } x = 0 \text{ to } x = 5,$$
- about the  $x$ -axis.
59. Solve the differential equation  $dy/dx = xy$ .
60. Let  $f(x, y) = \sqrt{16 - x^2 - y^2}$ .
- Evaluate  $f(3, 1)$ .
  - State the domain of  $f$ .
61. Consider the data in the following table.

Age of business (in years)	1	3	5
Profit (in tens of thousands of dollars)	4	7	9

- Find the regression line,  $y = mx + b$ .
- Use the regression line to predict the profit when the business is 10 years old.

Given  $f(x, y) = e^y + 4x^2y^3 + 3x$ , find each of the following.

- $f_x$
- $f_{yy}$
- Find the relative maximum and minimum values of  $f(x, y) = 8x^2 - y^2$ .
- Maximize  $f(x, y) = 4x + 2y - x^2 - y^2 + 4$ , subject to the constraint  $x + 2y = 9$ .
- Evaluate  $\int_0^3 \int_{-1}^2 e^x dy dx$ .
- Business: demographics.** The number of shoppers, in hundreds per square mile, who frequent a mall is modeled by the two-variable function  $f(x, y) = 10 - x - y^2$ , where  $x$  is miles from the mall toward the east and  $y$  is miles from the mall toward the north. The graph below shows a shaded region to the northeast of the mall, which is at  $(0, 0)$ . Find the total number of frequent mall shoppers in the region.



# Review of Basic Algebra

## OBJECTIVES

- Manipulate exponential expressions.
- Multiply and factor algebraic expressions.
- Solve equations, inequalities, and applied problems.

This appendix covers most of the algebraic topics essential to a study of calculus. It might be used in conjunction with Chapter R or as the need for certain skills arises throughout the book.

## Exponential Notation

Let's review the meaning of an expression

$$a^n,$$

where  $a$  is any real number and  $n$  is an integer; that is,  $n$  is a number in the set  $\{\dots, -3, -2, -1, 0, 1, 2, 3, \dots\}$ . The number  $a$  is called the **base** and  $n$  is called the **exponent**. If  $n$  is greater than 1, then

$$a^n = \underbrace{a \cdot a \cdot a \cdots a}_{n \text{ factors}}$$

In other words,  $a^n$  is the product of  $n$  **factors**, each of which is  $a$ .

■ **EXAMPLE 1** Express each of the following without exponents:

a)  $4^3$       b)  $(-2)^5$       c)  $(-2)^4$       d)  $-2^4$       e)  $(1.08)^2$       f)  $\left(\frac{1}{2}\right)^3$

### Solution

a)  $4^3 = 4 \cdot 4 \cdot 4 = 64$

b)  $(-2)^5 = (-2)(-2)(-2)(-2)(-2) = -32$

c)  $(-2)^4 = (-2)(-2)(-2)(-2) = 16$

d)  $-2^4 = -(2^4) = -(2)(2)(2)(2) = -16$       The base is 2, not  $-2$ .

e)  $(1.08)^2 = 1.08 \times 1.08 = 1.1664$

f)  $\left(\frac{1}{2}\right)^3 = \frac{1}{2} \cdot \frac{1}{2} \cdot \frac{1}{2} = \frac{1}{8}$

We define an exponent of 1 as follows:

$$a^1 = a, \text{ for any real number } a.$$

In other words, any real number to the first power is that number itself.

We define an exponent of 0 as follows:

$$a^0 = 1, \text{ for any nonzero real number } a.$$

That is, any nonzero real number  $a$  to the zero power is 1.

■ **EXAMPLE 2** Express without exponents:

a)  $(-2x)^0$       b)  $(-2x)^1$       c)  $\left(\frac{1}{2}\right)^0$       d)  $e^0$       e)  $e^1$       f)  $\left(\frac{1}{2}\right)^1$

**Solution**

a)  $(-2x)^0 = 1$       b)  $(-2x)^1 = -2x$       c)  $\left(\frac{1}{2}\right)^0 = 1$   
 d)  $e^0 = 1$       e)  $e^1 = e$       f)  $\left(\frac{1}{2}\right)^1 = \frac{1}{2}$

The meaning of a negative integer as an exponent is as follows:

$$a^{-n} = \frac{1}{a^n} = \left(\frac{1}{a}\right)^n, \quad \text{for any nonzero real number } a.$$

That is, any nonzero real number  $a$  to the  $-n$  power is the reciprocal of  $a^n$ , or equivalently, (the reciprocal of  $a$ ) <sup>$n$</sup> .

■ **EXAMPLE 3** Express without negative exponents:

a)  $2^{-5}$       b)  $10^{-3}$       c)  $\left(\frac{1}{4}\right)^{-2}$       d)  $x^{-5}$       e)  $e^{-k}$       f)  $t^{-1}$

**Solution**

a)  $2^{-5} = \frac{1}{2^5} = \frac{1}{2 \cdot 2 \cdot 2 \cdot 2 \cdot 2} = \frac{1}{32}$       b)  $10^{-3} = \frac{1}{10^3} = \frac{1}{10 \cdot 10 \cdot 10} = \frac{1}{1000}$ , or 0.001  
 c)  $\left(\frac{1}{4}\right)^{-2} = \left(\frac{4}{1}\right)^2 = 4^2 = 16$       d)  $x^{-5} = \frac{1}{x^5}$   
 e)  $e^{-k} = \frac{1}{e^k}$       f)  $t^{-1} = \frac{1}{t^1} = \frac{1}{t}$

## Properties of Exponents

Note the following:

$$\begin{aligned} b^5 \cdot b^{-3} &= (b \cdot b \cdot b \cdot b \cdot b) \cdot \frac{1}{b \cdot b \cdot b} \\ &= \frac{b \cdot b \cdot b}{b \cdot b \cdot b} \cdot b \cdot b \\ &= 1 \cdot b \cdot b = b^2. \end{aligned}$$

We can obtain the same result by adding the exponents. This is true in general.

### THEOREM 1

For any nonzero real number  $a$  and any integers  $n$  and  $m$ ,

$$a^n \cdot a^m = a^{n+m}.$$

(To multiply when the bases are the same, add the exponents.)

■ **EXAMPLE 4** Multiply:

a)  $x^5 \cdot x^6$       b)  $x^{-5} \cdot x^6$       c)  $2x^{-3} \cdot 5x^{-4}$       d)  $r^2 \cdot r$

**Solution**

a)  $x^5 \cdot x^6 = x^{5+6} = x^{11}$       b)  $x^{-5} \cdot x^6 = x^{-5+6} = x$   
 c)  $2x^{-3} \cdot 5x^{-4} = 10x^{-3+(-4)} = 10x^{-7}$ , or  $\frac{10}{x^7}$       d)  $r^2 \cdot r = r^{2+1} = r^3$

Note the following:

$$\begin{aligned} b^5 \div b^2 &= \frac{b^5}{b^2} = \frac{b \cdot b \cdot b \cdot b \cdot b}{b \cdot b} \\ &= \frac{b \cdot b}{b \cdot b} \cdot b \cdot b \cdot b \\ &= 1 \cdot b \cdot b \cdot b = b^3. \end{aligned}$$

We can obtain the same result by subtracting the exponents. This is true in general.

### THEOREM 2

For any nonzero real number  $a$  and any integers  $n$  and  $m$ ,

$$\frac{a^n}{a^m} = a^{n-m}.$$

(To divide when the bases are the same, subtract the exponent in the denominator from the exponent in the numerator.)

■ **EXAMPLE 5** Divide:

a)  $\frac{a^3}{a^2}$       b)  $\frac{x^7}{x^7}$       c)  $\frac{e^3}{e^{-4}}$       d)  $\frac{e^{-4}}{e^{-1}}$

**Solution**

a)  $\frac{a^3}{a^2} = a^{3-2} = a^1 = a$       b)  $\frac{x^7}{x^7} = x^{7-7} = x^0 = 1$   
 c)  $\frac{e^3}{e^{-4}} = e^{3-(-4)} = e^{3+4} = e^7$       d)  $\frac{e^{-4}}{e^{-1}} = e^{-4-(-1)} = e^{-4+1} = e^{-3}$ , or  $\frac{1}{e^3}$

Note the following:

$$(b^2)^3 = b^2 \cdot b^2 \cdot b^2 = b^{2+2+2} = b^6.$$

We can obtain the same result by multiplying the exponents. The other results in Theorem 3 can be similarly motivated.

### THEOREM 3

For any nonzero real numbers  $a$  and  $b$ , and any integers  $n$  and  $m$ ,

$$(a^n)^m = a^{nm}, \quad (ab)^n = a^n b^n, \quad \text{and} \quad \left(\frac{a}{b}\right)^n = \frac{a^n}{b^n}.$$

■ **EXAMPLE 6** Simplify:

a)  $(x^{-2})^3$       b)  $(e^x)^2$       c)  $(2x^4y^{-5}z^3)^{-3}$       d)  $\left(\frac{x^2}{p^4q^5}\right)^3$

**Solution**

a)  $(x^{-2})^3 = x^{-2 \cdot 3} = x^{-6}$ , or  $\frac{1}{x^6}$

b)  $(e^x)^2 = e^{2x}$

c)  $(2x^4y^{-5}z^3)^{-3} = 2^{-3}(x^4)^{-3}(y^{-5})^{-3}(z^3)^{-3}$   
 $= \frac{1}{2^3}x^{-12}y^{15}z^{-9}$ , or  $\frac{y^{15}}{8x^{12}z^9}$

d)  $\left(\frac{x^2}{p^4q^5}\right)^3 = \frac{(x^2)^3}{(p^4q^5)^3} = \frac{x^6}{(p^4)^3(q^5)^3}$   
 $= \frac{x^6}{p^{12}q^{15}}$

## Multiplication

The distributive law is important when multiplying. This law is as follows.

### The Distributive Law

For any numbers  $A$ ,  $B$ , and  $C$ ,

$$A(B + C) = AB + AC.$$

Because subtraction can be regarded as addition of an additive inverse, it follows that

$$A(B - C) = AB - AC.$$

■ **EXAMPLE 7** Multiply:

a)  $3(x - 5)$       b)  $P(1 + i)$       c)  $(x - 5)(x + 3)$       d)  $(a + b)(a + b)$

**Solution**

a)  $3(x - 5) = 3 \cdot x - 3 \cdot 5 = 3x - 15$

b)  $P(1 + i) = P \cdot 1 + P \cdot i = P + Pi$

c)  $(x - 5)(x + 3) = (x - 5)x + (x - 5)3$   
 $= x \cdot x - 5x + 3x - 5 \cdot 3$   
 $= x^2 - 2x - 15$

d)  $(a + b)(a + b) = (a + b)a + (a + b)b$   
 $= a \cdot a + ba + ab + b \cdot b$   
 $= a^2 + 2ab + b^2$

The following formulas, which are obtained using the distributive law, are also useful when multiplying. All three are used in Example 8, which follows.

$$(A + B)^2 = A^2 + 2AB + B^2$$

$$(A - B)^2 = A^2 - 2AB + B^2$$

$$(A - B)(A + B) = A^2 - B^2$$

■ **EXAMPLE 8** Multiply:

a)  $(x + h)^2$       b)  $(2x - t)^2$       c)  $(3c + d)(3c - d)$

**Solution**

a)  $(x + h)^2 = x^2 + 2xh + h^2$

b)  $(2x - t)^2 = (2x)^2 - 2(2x)t + t^2 = 4x^2 - 4xt + t^2$

c)  $(3c + d)(3c - d) = (3c)^2 - d^2 = 9c^2 - d^2$

## Factoring

Factoring is the reverse of multiplication. That is, to factor an expression, we find an equivalent expression that is a product. Always remember to look first for a common factor.

### EXAMPLE 9 Factor:

a)  $P + Pi$

b)  $2xh + h^2$

c)  $x^2 - 6xy + 9y^2$

d)  $x^2 - 5x - 14$

e)  $6x^2 + 7x - 5$

f)  $x^2 - 9t^2$

#### Solution

a)  $P + Pi = P \cdot 1 + P \cdot i = P(1 + i)$

We used the distributive law.

b)  $2xh + h^2 = h(2x + h)$

c)  $x^2 - 6xy + 9y^2 = (x - 3y)^2$

d)  $x^2 - 5x - 14 = (x - 7)(x + 2)$

We looked for factors of  $-14$  whose sum is  $-5$ .

e)  $6x^2 + 7x - 5 = (2x - 1)(3x + 5)$

We first considered ways of factoring the first coefficient—for example,  $(2x - 1)(3x + 5)$ . Then we looked for factors of  $-5$  such that when we multiply, we obtain the given expression.

f)  $x^2 - 9t^2 = (x - 3t)(x + 3t)$

We used the formula  $(A - B)(A + B) = A^2 - B^2$ .

Some expressions with four terms can be factored by first looking for a common binomial factor. This is called **factoring by grouping**.

### EXAMPLE 10 Factor:

a)  $t^3 + 6t^2 - 2t - 12$

b)  $x^3 - 7x^2 - 4x + 28$

#### Solution

$$\begin{aligned} \text{a) } t^3 + 6t^2 - 2t - 12 &= t^2(t + 6) - 2(t + 6) \\ &= (t^2 - 2)(t + 6) \end{aligned}$$

Factoring the first two terms and then the second two terms  
Factoring out the common binomial factor,  $t + 6$

$$\begin{aligned} \text{b) } x^3 - 7x^2 - 4x + 28 &= x^2(x - 7) - 4(x - 7) \\ &= (x - 7)(x^2 - 4) \\ &= (x - 7)(x - 2)(x + 2) \end{aligned}$$

Factoring the first two terms and then the second two terms  
Factoring out the common binomial factor,  $x - 7$   
Using  $(A - B)(A + B) = A^2 - B^2$

## Solving Equations

Basic to the solution of many equations are the *Addition Principle* and the *Multiplication Principle*. We can add (or subtract) the same number on both sides of an equation and obtain an equivalent equation, that is, a new equation that has the same solutions as the original equation. We can also multiply (or divide) by a nonzero number on both sides of an equation and obtain an equivalent equation.

### The Addition Principle

For any real numbers  $a$ ,  $b$ , and  $c$ ,  
 $a = b$  is equivalent to  $a + c = b + c$ .

### The Multiplication Principle

For any real numbers  $a$ ,  $b$ , and  $c$ , with  $c \neq 0$ ,  
 $a = b$  is equivalent to  $a \cdot c = b \cdot c$ .

When solving a linear equation, we use these principles and other properties of real numbers to get the variable alone on one side. Then it is easy to determine the solution.

■ **EXAMPLE 11** Solve:  $-\frac{5}{6}x + 10 = \frac{1}{2}x + 2$ .

**Solution** We first multiply by 6 on both sides to clear the fractions:

$$\begin{aligned} 6\left(-\frac{5}{6}x + 10\right) &= 6\left(\frac{1}{2}x + 2\right) && \text{Using the Multiplication Principle} \\ 6\left(-\frac{5}{6}x\right) + 6 \cdot 10 &= 6\left(\frac{1}{2}x\right) + 6 \cdot 2 && \text{Using the distributive law} \\ -5x + 60 &= 3x + 12 && \text{Simplifying} \\ 60 &= 8x + 12 && \text{Using the Addition Principle: We add } 5x \text{ on both sides.} \\ 48 &= 8x && \text{Adding } -12 \text{ on both sides} \\ \frac{1}{8} \cdot 48 &= \frac{1}{8} \cdot 8x && \text{Multiplying by } \frac{1}{8} \text{ on both sides} \\ 6 &= x. \end{aligned}$$

The variable is now alone on one side, and we see that 6 is the solution. We can check by substituting 6 into the original equation.

The third principle for solving equations is the *Principle of Zero Products*.

### The Principle of Zero Products

For any numbers  $a$  and  $b$ , if  $ab = 0$ , then  $a = 0$  or  $b = 0$ ; and if  $a = 0$  or  $b = 0$ , then  $ab = 0$ .

To solve an equation using this principle, we must have a 0 on one side and a product on the other. The solutions are then obtained by setting each factor equal to 0 and solving the resulting equations.

■ **EXAMPLE 12** Solve:  $3x(x - 2)(5x + 4) = 0$ .

**Solution** We have

$$\begin{aligned} 3x(x - 2)(5x + 4) &= 0 \\ 3x = 0 \quad \text{or} \quad x - 2 = 0 \quad \text{or} \quad 5x + 4 = 0 &&& \text{Using the Principle of Zero Products} \\ \frac{1}{3} \cdot 3x = \frac{1}{3} \cdot 0 \quad \text{or} \quad x = 2 \quad \text{or} \quad 5x = -4 &&& \text{Solving each separately} \\ x = 0 \quad \text{or} \quad x = 2 \quad \text{or} \quad x = -\frac{4}{5}. \end{aligned}$$

The solutions are 0, 2, and  $-\frac{4}{5}$ .

Note that the Principle of Zero Products applies *only* when a product is 0. For example, although we may know that  $ab = 8$ , we *do not* know that  $a = 8$  or  $b = 8$ .

■ **EXAMPLE 13** Solve:  $4x^3 = x$ .

**Solution** We have

$$\begin{aligned} 4x^3 &= x \\ 4x^3 - x &= 0 && \text{Adding } -x \text{ to both sides} \\ x(4x^2 - 1) &= 0 \\ x(2x - 1)(2x + 1) &= 0 && \text{Factoring} \\ x = 0 \quad \text{or} \quad 2x - 1 = 0 \quad \text{or} \quad 2x + 1 = 0 &&& \text{Using the Principle of Zero Products} \\ x = 0 \quad \text{or} \quad 2x = 1 \quad \text{or} \quad 2x = -1 \\ x = 0 \quad \text{or} \quad x = \frac{1}{2} \quad \text{or} \quad x = -\frac{1}{2}. \end{aligned}$$

The solutions are 0,  $\frac{1}{2}$ , and  $-\frac{1}{2}$ .

## Rational Equations

Expressions like the following are polynomials in one variable:

$$x^2 - 4, \quad x^3 + 7x^2 - 8x + 9, \quad t - 19.$$

The **least common multiple, LCM**, of two polynomials is found by factoring and using each factor the greatest number of times that it occurs in any one factorization.

■ **EXAMPLE 14** Find the LCM:  $x^2 + 2x + 1$ ,  $5x^2 - 5x$ , and  $x^2 - 1$ .

**Solution**

$$\left. \begin{aligned} x^2 + 2x + 1 &= (x + 1)(x + 1); \\ 5x^2 - 5x &= 5x(x - 1); \\ x^2 - 1 &= (x + 1)(x - 1) \end{aligned} \right\} \text{Factoring}$$

$$\text{LCM} = 5x(x + 1)(x + 1)(x - 1)$$

A **rational expression** is a ratio of polynomials. Each of the following is a rational expression:

$$\frac{x^2 - 6x + 9}{x^2 - 4}, \quad \frac{x - 2}{x - 3}, \quad \frac{a + 7}{a^2 - 16}, \quad \frac{5}{5t - 15}.$$

A **rational equation** is an equation containing one or more rational expressions. Here are some examples:

$$\frac{2}{3} - \frac{5}{6} = \frac{1}{x}, \quad x + \frac{6}{x} = 5, \quad \frac{2x}{x - 3} - \frac{6}{x} = \frac{18}{x^2 - 3x}.$$

To solve a rational equation, we first clear the equation of fractions by multiplying on both sides by the LCM of all the denominators. The resulting equation might have solutions that are *not* solutions of the original equation. Thus, we must check all possible solutions in the original equation.

■ **EXAMPLE 15** Solve:  $\frac{2x}{x - 3} - \frac{6}{x} = \frac{18}{x^2 - 3x}$ .

**Solution** Note that  $x^2 - 3x = x(x - 3)$ . The LCM of the denominators is  $x(x - 3)$ . We multiply by  $x(x - 3)$ .

$$\begin{aligned} x(x - 3)\left(\frac{2x}{x - 3} - \frac{6}{x}\right) &= x(x - 3)\left(\frac{18}{x^2 - 3x}\right) && \text{Multiplying by the LCM on both sides} \\ x(x - 3) \cdot \frac{2x}{x - 3} - x(x - 3) \cdot \frac{6}{x} &= x(x - 3)\left(\frac{18}{x^2 - 3x}\right) && \text{Using the distributive law} \\ 2x^2 - 6(x - 3) &= 18 && \text{Simplifying} \\ 2x^2 - 6x + 18 &= 18 \\ 2x^2 - 6x &= 0 \\ 2x(x - 3) &= 0 \\ 2x = 0 \text{ or } x - 3 &= 0 \\ x = 0 \text{ or } x &= 3 \end{aligned}$$

The numbers 0 and 3 are possible solutions. We look at the original equation and see that each makes a denominator 0. We can also carry out a check, as follows.

**Check**

<p>For 0: <math>\frac{2x}{x - 3} - \frac{6}{x} = \frac{18}{x^2 - 3x}</math></p> $\frac{2(0)}{0 - 3} - \frac{6}{0} \stackrel{?}{=} \frac{18}{0^2 - 3(0)}$ $0 - \frac{6}{0} \stackrel{?}{=} \frac{18}{0} \quad \text{UNDEFINED; FALSE}$	<p>For 3: <math>\frac{2x}{x - 3} - \frac{6}{x} = \frac{18}{x^2 - 3x}</math></p> $\frac{2(3)}{3 - 3} - \frac{6}{3} \stackrel{?}{=} \frac{18}{3^2 - 3(3)}$ $\frac{6}{0} - 2 \stackrel{?}{=} \frac{18}{0} \quad \text{UNDEFINED; FALSE}$
---	---

The equation has *no solution*.



■ **EXAMPLE 16** Solve:  $\frac{x^2}{x-2} = \frac{4}{x-2}$ .

**Solution** The LCM of the denominators is  $x - 2$ . We multiply by  $x - 2$ .

$$(x-2) \cdot \frac{x^2}{x-2} = (x-2) \cdot \frac{4}{x-2}$$

$$x^2 = 4 \quad \text{Simplifying}$$

$$x^2 - 4 = 0$$

$$(x+2)(x-2) = 0$$

$$x = -2 \quad \text{or} \quad x = 2 \quad \text{Using the Principle of Zero Products}$$

**Check**

For 2:

$$\frac{x^2}{x-2} = \frac{4}{x-2}$$

$$\frac{2^2}{2-2} \quad ? \quad \frac{4}{2-2}$$

$$\frac{4}{0} \quad ? \quad \frac{4}{0} \quad \text{UNDEFINED; FALSE}$$

For  $-2$ :

$$\frac{x^2}{x-2} = \frac{4}{x-2}$$

$$\frac{(-2)^2}{-2-2} \quad ? \quad \frac{4}{-2-2}$$

$$\frac{4}{-4} \quad ? \quad \frac{4}{-4}$$

$$-1 \quad ? \quad -1 \quad \text{TRUE}$$

The number  $-2$  is a solution, but  $2$  is not (it results in division by 0).

## Solving Inequalities

Two inequalities are **equivalent** if they have the same solutions. For example, the inequalities  $x > 4$  and  $4 < x$  are equivalent. Principles for solving inequalities are similar to those for solving equations. We can add the same number to both sides of an inequality. We can also multiply on both sides by the same nonzero number, but if that number is negative, we must reverse the inequality sign. The following are the inequality-solving principles.

### The Inequality-Solving Principles

For any real numbers  $a$ ,  $b$ , and  $c$ ,

$$a < b \quad \text{is equivalent to} \quad a + c < b + c.$$

For any real numbers  $a$ ,  $b$ , and any *positive* number  $c$ ,

$$a < b \quad \text{is equivalent to} \quad ac < bc.$$

For any real numbers  $a$ ,  $b$ , and any *negative* number  $c$ ,

$$a < b \quad \text{is equivalent to} \quad ac > bc.$$

Similar statements hold for  $\leq$  and  $\geq$ .

■ **EXAMPLE 17** Solve:  $17 - 8x \geq 5x - 4$ .

**Solution** We have

$$\begin{aligned}
 17 - 8x &\geq 5x - 4 \\
 -8x &\geq 5x - 21 && \text{Adding } -17 \text{ to both sides} \\
 -13x &\geq -21 && \text{Adding } -5x \text{ to both sides} \\
 -\frac{1}{13}(-13x) &\leq -\frac{1}{13}(-21) && \text{Multiplying both sides by } -\frac{1}{13} \text{ and} \\
 &&& \text{reversing the inequality sign} \\
 x &\leq \frac{21}{13}.
 \end{aligned}$$

Any number less than or equal to  $\frac{21}{13}$  is a solution.

## Applications

To solve applied problems, we first translate to mathematical language, usually an equation. Then we solve the equation and check to see whether the solution to the equation is a solution to the problem.

■ **EXAMPLE 18** **Life Science: Weight Gain.** After a 5% gain in weight, a grizzly bear weighs 693 lb. What was its original weight?

**Solution** We first translate to an equation:

$$\begin{aligned}
 \underbrace{(\text{Original weight})}_w + 5\% \underbrace{(\text{Original weight})}_w &= 693 \\
 w + 5\%w &= 693.
 \end{aligned}$$

Now we solve the equation:

$$\begin{aligned}
 w + 5\%w &= 693 \\
 1 \cdot w + 0.05w &= 693 \\
 (1 + 0.05)w &= 693 \\
 1.05w &= 693 \\
 w &= \frac{693}{1.05} = 660.
 \end{aligned}$$

*Check:*  $660 + 5\% \cdot 660 = 660 + 0.05 \cdot 660 = 660 + 33 = 693$ .

The original weight of the bear was 660 lb.

■ **EXAMPLE 19** **Business: Total Sales.** Raggs, Ltd., a clothing firm, determines that its total revenue, in dollars, from the sale of  $x$  suits is given by

$$200x + 50.$$

Determine the number of suits that the firm must sell to ensure that its total revenue will be more than \$70,050.

**Solution** We translate to an inequality and solve:

$$\begin{aligned}
 200x + 50 &> 70,050 \\
 200x &> 70,000 && \text{Adding } -50 \text{ to both sides} \\
 x &> 350. && \text{Multiplying both sides by } \frac{1}{200}
 \end{aligned}$$

Thus the company's total revenue will exceed \$70,050 when it sells more than 350 suits.

## EXERCISE SET

## A

Express as an equivalent expression without exponents.

- |                                  |                                  |               |
|----------------------------------|----------------------------------|---------------|
| 1. $5^3$                         | 2. $7^2$                         | 3. $(-7)^2$   |
| 4. $(-5)^3$                      | 5. $(1.01)^2$                    | 6. $(1.01)^3$ |
| 7. $\left(\frac{1}{2}\right)^4$  | 8. $\left(\frac{1}{4}\right)^3$  | 9. $(6x)^0$   |
| 10. $(6x)^1$                     | 11. $t^1$                        | 12. $t^0$     |
| 13. $\left(\frac{1}{3}\right)^0$ | 14. $\left(\frac{1}{3}\right)^1$ |               |

Express as an equivalent expression without negative exponents.

- |                                     |                                     |              |
|-------------------------------------|-------------------------------------|--------------|
| 15. $3^{-2}$                        | 16. $4^{-2}$                        |              |
| 17. $\left(\frac{1}{2}\right)^{-3}$ | 18. $\left(\frac{1}{2}\right)^{-2}$ |              |
| 19. $10^{-1}$                       | 20. $10^{-4}$                       | 21. $e^{-b}$ |
| 22. $t^{-k}$                        | 23. $b^{-1}$                        | 24. $h^{-1}$ |

Multiply.

- |                                |                                |                        |
|--------------------------------|--------------------------------|------------------------|
| 25. $x^2 \cdot x^3$            | 26. $t^3 \cdot t^4$            | 27. $x^{-7} \cdot x$   |
| 28. $x^5 \cdot x$              | 29. $5x^2 \cdot 7x^3$          | 30. $4t^3 \cdot 2t^4$  |
| 31. $x^{-4} \cdot x^7 \cdot x$ | 32. $x^{-3} \cdot x \cdot x^3$ | 33. $e^{-t} \cdot e^t$ |
| 34. $e^k \cdot e^{-k}$         |                                |                        |

Divide.

- |                                  |  |                              |
|----------------------------------|--|------------------------------|
| 35. $\frac{x^5}{x^2}$            | 36. $\frac{x^7}{x^3}$                  | 37. $\frac{x^2}{x^5}$        |
| 38. $\frac{x^3}{x^7}$            | 39. $\frac{e^k}{e^k}$                  | 40. $\frac{t^k}{t^k}$        |
| 41. $\frac{e^t}{e^4}$            | 42. $\frac{e^k}{e^3}$                  | 43. $\frac{t^6}{t^{-8}}$     |
| 44. $\frac{t^5}{t^{-7}}$         | 45. $\frac{t^{-9}}{t^{-11}}$           | 46. $\frac{t^{-11}}{t^{-7}}$ |
| 47. $\frac{ab(a^2b)^3}{ab^{-1}}$ | 48. $\frac{x^2y^3(xy^3)^2}{x^{-3}y^2}$ |                              |

Simplify.

- |  |   |                   |
|--|---|-------------------|
| 49. $(t^{-2})^3$                       | 50. $(t^{-3})^4$                          | 51. $(e^x)^4$     |
| 52. $(e^x)^5$                          | 53. $(2x^2y^4)^3$                         | 54. $(2x^2y^4)^5$ |
| 55. $(3x^{-2}y^{-5}z^4)^{-4}$          | 56. $(5x^3y^{-7}z^{-5})^{-3}$             |                   |
| 57. $(-3x^{-8}y^7z^2)^2$               | 58. $(-5x^4y^{-5}z^{-3})^4$               |                   |
| 59. $\left(\frac{cd^3}{2a^2}\right)^4$ | 60. $\left(\frac{4x^2y}{a^3b^3}\right)^3$ |                   |

Multiply.

- |                               |                        |
|-------------------------------|------------------------|
| 61. $5(x - 7)$                | 62. $x(1 + t)$         |
| 63. $(x - 5)(x - 2)$          | 64. $(x - 4)(x - 3)$   |
| 65. $(a - b)(a^2 + ab + b^2)$ |                        |
| 66. $(x^2 - xy + y^2)(x + y)$ |                        |
| 67. $(2x + 5)(x - 1)$         | 68. $(3x + 4)(x - 1)$  |
| 69. $(a - 2)(a + 2)$          | 70. $(3x - 1)(3x + 1)$ |
| 71. $(5x + 2)(5x - 2)$        | 72. $(t - 1)(t + 1)$   |
| 73. $(a - h)^2$               | 74. $(a + h)^2$        |
| 75. $(5x + t)^2$              | 76. $(7a - c)^2$       |
| 77. $5x(x^2 + 3)^2$           |                        |
| 78. $-3x^2(x^2 - 4)(x^2 + 4)$ |                        |

Use the following equation for Exercises 79–82.

$$\begin{aligned}(x + h)^3 &= (x + h)(x + h)^2 \\ &= (x + h)(x^2 + 2xh + h^2) \\ &= (x + h)x^2 + (x + h)2xh + (x + h)h^2 \\ &= x^3 + x^2h + 2x^2h + 2xh^2 + xh^2 + h^3 \\ &= x^3 + 3x^2h + 3xh^2 + h^3\end{aligned}$$

- |                 |                  |
|-----------------|------------------|
| 79. $(a + b)^3$ | 80. $(a - b)^3$  |
| 81. $(x - 5)^3$ | 82. $(2x + 3)^3$ |

Factor.

- |  |                          |
|--|--------------------------|
| 83. $x - xt$                             | 84. $x + xh$             |
| 85. $x^2 + 6xy + 9y^2$                   | 86. $x^2 - 10xy + 25y^2$ |
| 87. $x^2 - 2x - 15$                      | 88. $x^2 + 8x + 15$      |
| 89. $x^2 - x - 20$                       | 90. $x^2 - 9x - 10$      |
| 91. $49x^2 - t^2$                        | 92. $9x^2 - b^2$         |
| 93. $36t^2 - 16m^2$                      | 94. $25y^2 - 9z^2$       |
| 95. $a^3b - 16ab^3$                      | 96. $2x^4 - 32$          |
| 97. $a^8 - b^8$                          | 98. $36y^2 + 12y - 35$   |
| 99. $10a^2x - 40b^2x$                    | 100. $x^3y - 25xy^3$     |
| 101. $2 - 32x^4$                         | 102. $2xy^2 - 50x$       |
| 103. $9x^2 + 17x - 2$                    | 104. $6x^2 - 23x + 20$   |
| 105. $x^3 + 8$ (Hint: See Exercise 66.)  |                          |
| 106. $a^3 - 27$ (Hint: See Exercise 65.) |                          |
| 107. $y^3 - 64t^3$                       | 108. $m^3 + 1000p^3$     |
| 109. $3x^3 - 6x^2 - x + 2$               |                          |
| 110. $5y^3 + 2y^2 - 10y - 4$             |                          |

$$111. x^3 - 5x^2 - 9x + 45 \quad 112. t^3 + 3t^2 - 25t - 75$$

Solve.

$$113. -7x + 10 = 5x - 11 \quad 114. -8x + 9 = 4x - 70$$

$$115. 5x - 17 - 2x = 6x - 1 - x$$

$$116. 5x - 2 + 3x = 2x + 6 - 4x$$

$$117. x + 0.8x = 216 \quad 118. x + 0.5x = 210$$

$$119. x + 0.08x = 216 \quad 120. x + 0.05x = 210$$

$$121. 2x(x + 3)(5x - 4) = 0$$

$$122. 7x(x - 2)(2x + 3) = 0$$

$$123. x^2 + 1 = 2x + 1 \quad 124. 2t^2 = 9 + t^2$$

$$125. t^2 - 2t = t \quad 126. 6x - x^2 = x$$

$$127. 6x - x^2 = -x \quad 128. 2x - x^2 = -x$$

$$129. 9x^3 = x \quad 130. 16x^3 = x$$

$$131. (x - 3)^2 = x^2 + 2x + 1 \quad 132. (x - 5)^2 = x^2 + x + 3$$

$$133. \frac{4x}{x + 5} + \frac{20}{x} = \frac{100}{x^2 + 5x}$$

$$134. \frac{x}{x + 1} + \frac{3x + 5}{x^2 + 4x + 3} = \frac{2}{x + 3}$$

$$135. \frac{50}{x} - \frac{50}{x - 2} = \frac{4}{x} \quad 136. \frac{60}{x} = \frac{60}{x - 5} + \frac{2}{x}$$

$$137. 0 = 2x - \frac{250}{x^2} \quad 138. 5 - \frac{35}{x^2} = 0$$

$$139. 3 - x \leq 4x + 7 \quad 140. x + 6 \leq 5x - 6$$

$$141. 5x - 5 + x > 2 - 6x - 8$$

$$142. 3x - 3 + 3x > 1 - 7x - 9$$

$$143. -7x < 4 \quad 144. -5x \geq 6$$

$$145. 5x + 2x \leq -21 \quad 146. 9x + 3x \geq -24$$

$$147. 2x - 7 < 5x - 9 \quad 148. 10x - 3 \geq 13x - 8$$

$$149. 8x - 9 < 3x - 11 \quad 150. 11x - 2 \geq 15x - 7$$

$$151. 8 < 3x + 2 < 14 \quad 152. 2 < 5x - 8 \leq 12$$

$$153. 3 \leq 4x - 3 \leq 19 \quad 154. 9 \leq 5x + 3 < 19$$

$$155. -7 \leq 5x - 2 \leq 21 \quad 156. -11 \leq 2x - 1 < -5$$

## APPLICATIONS

### Business and Economics

**157. Investment increase.** An investment is made at  $8\frac{1}{2}\%$ , compounded annually. It grows to \$705.25 at the end of 1 yr. How much was invested originally?

**158. Investment increase.** An investment is made at 7%, compounded annually. It grows to \$856 at the end of 1 yr. How much was invested originally?

**159. Total revenue.** Sunshine Products determines that the total revenue, in dollars, from the sale of  $x$  flowerpots is  $3x + 1000$ .

Determine the number of flowerpots that must be sold so that the total revenue will be more than \$22,000.

**160. Total revenue.** Beeswax Inc. determines that the total revenue, in dollars, from the sale of  $x$  candles is  $5x + 1000$ .

Determine the number of candles that must be sold so that the total revenue will be more than \$22,000.

### Life and Physical Sciences

**161. Weight gain.** After a 6% gain in weight, an elk weighs 508.8 lb. What was its original weight?

**162. Weight gain.** After a 7% gain in weight, a deer weighs 363.8 lb. What was its original weight?

### Social Sciences

**163. Population increase.** After a 2% increase, the population of a city is 826,200. What was the former population?

**164. Population increase.** After a 3% increase, the population of a city is 741,600. What was the former population?

### General Interest

**165. Grade average.** To get a B in a course, a student's average must be greater than or equal to 80% (at least 80%) and less than 90%. On the first three tests, Claudia scores 78%, 90%, and 92%. Determine the scores on the fourth test that will guarantee her a B.

**166. Grade average.** To get a C in a course, a student's average must be greater than or equal to 70% and less than 80%. On the first three tests, Horace scores 65%, 83%, and 82%. Determine the scores on the fourth test that will guarantee him a C.

# Regression and Microsoft Excel

## OBJECTIVE

- Use Microsoft Excel to perform regression

## Using Excel 2007

We can use Microsoft Excel to enter and plot data and to find lines of best fit using regression. Suppose we are given the following data:

x	0	2	4	5	6
y	3	4.7	6	6.8	8

Step 1: We enter the data into two columns, as shown in Fig. 1.

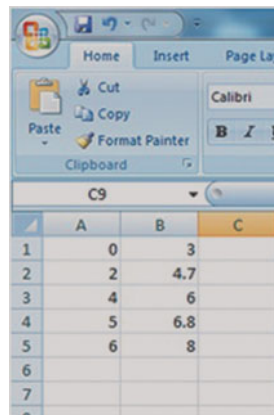


FIGURE 1

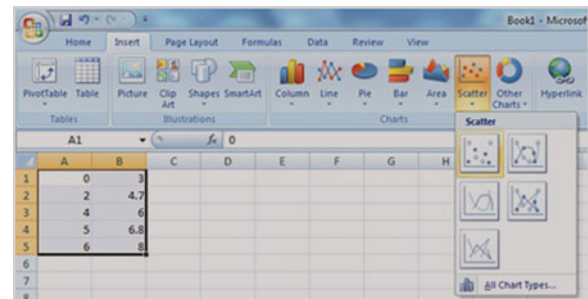


FIGURE 2

Step 2: We highlight the columns of data (see Fig. 2). Then we go to the Insert tab and select Scatter. Next, we choose the first option, with the markers shown as distinct points.

Step 3: A graph of the data points appears, as shown in Fig. 3. Under the Layout tab, we select Trendline and then choose More Trendline Options.

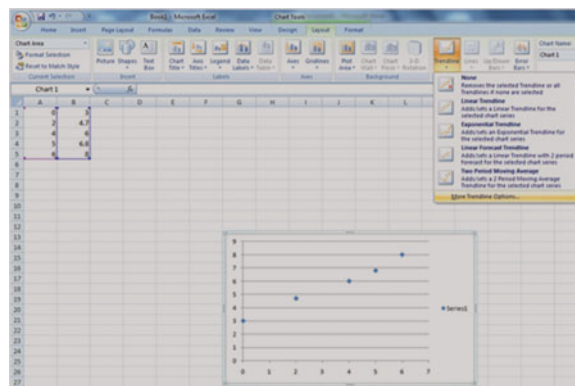


FIGURE 3

**Step 4:** A box opens, with Linear preselected as the type of regression to be used; see Fig. 4. At the bottom, we check the box next to Display Equation on chart. As an option, we can also check the box next to Display R-squared value on chart.

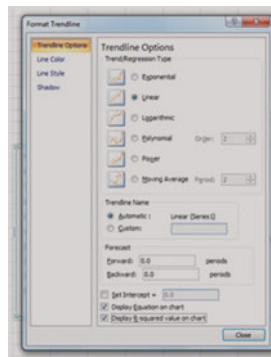


FIGURE 4

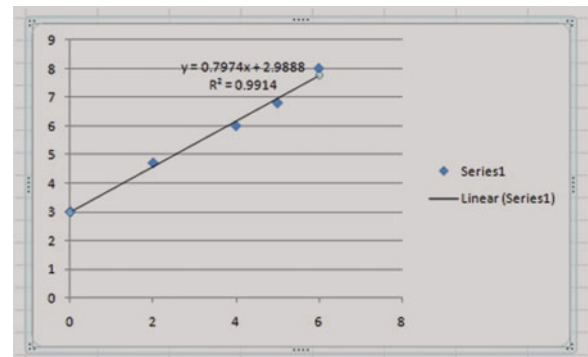


FIGURE 5

**Step 5:** The line of best fit is now displayed on the graph, along with the  $R^2$  value, as shown in Fig. 5. We can visually inspect how closely the line models the data. The  $R^2$  value is called the *squared correlation coefficient*: an  $R^2$  value close to 1 indicates that the line fits the data well, or, equivalently, that the data have a strong linear trend.

In this book, regression is also used to fit exponential and polynomial functions to data. The student is invited to experiment with the various regression options in Excel.

## Using Excel for Mac 2008

The steps for finding the line of best fit using Excel for Mac 2008 are given below. (*Note:* there are three toolbar levels in Excel for Mac, the primary toolbar along the top of the screen, the secondary set of options directly below the primary toolbar, and a tertiary toolbar that is connected to the spreadsheet cells directly, along the top.)

**Step 1:** We enter the data into two columns.

**Step 2:** Under the Charts option (tertiary toolbar), we select X Y (Scatter), then click on the first choice. A scatterplot appears on the screen.

**Step 3:** To add a trendline, we click on one of the points on the scatterplot to “activate” them (they will appear as X shapes).

**Step 4:** We go to the Chart option on the primary toolbar, and select Add Trendline from the drop-down menu. A Format Trendline window appears. We click on Options.

**Step 5:** We check the boxes next to Display equation on chart and Display R-squared value on chart. These will appear on the scatterplot, along with the trendline. Other types of regression can be viewed by clicking on Type in the Format Trendline window.

## EXERCISE SET

### B

1. Use Excel to find the line of best fit for the following data.

x	4	6	8	10	12
y	15	22	27	33	44

2. Use Excel to find the line of best fit for the following data.

x	-5	-1	3	8
y	2	10	19	35

3. Use Excel to find a quadratic function (polynomial of power 2) that best fits the data in Exercise 2.

# MathPrint Operating System for TI-84 and TI-84 Plus Silver Edition

## OBJECTIVE

- Upgrade a TI calculator with MathPrint

The graphing calculator screens in this text display math in the format of the TI MathPrint operating system. With MathPrint, the math looks more like that seen in a printed book. You can obtain MathPrint and install it by following the instructions given below. Only the TI-84 family of graphing calculators can be updated with the MathPrint operating system. If you own a TI-83 graphing calculator, you can use this brief appendix to help you “translate” what you see in the Classic mode shown on your calculator.

## How to Get MathPrint Mode on a TI Graphing Calculator

Before you upgrade your operating system, you must **archive all items** (programs, lists etc.) stored in random access memory (RAM); otherwise, they will be lost. Follow these steps to accomplish this task:

1. Press **2ND** and Mem. Select 2:Mem Mgmt/Del and then 1:All on the next screen.
2. Press **ENTER** with the cursor next to any item you wish to archive (it will be marked with an asterisk).
3. Upgrade the operating system (see method 1 or method 2 below).
4. After you upgrade the operating system, repeat steps 1 and 2 to move items out of the archive back into RAM. Unarchived items no longer have an asterisk next to them.

There are several ways to upgrade a TI-84 calculator to the latest operating system, which includes MathPrint mode. Two of these methods are presented here.

### Method 1: Using TI-Connect

You can install the latest operating system by following these steps:

1. Launch TI-Connect software.
2. Connect your calculator to your computer using the Silver USB cable.
3. On a PC, click the Update button on the TI-Connect main menu page. On a Macintosh, double-click the TI Software Update button and wait for the software to recognize the device. Click  to reveal the contents of your calculator, scroll down and check the box next to TI-84 Plus family Operating System, and click the Update button at the top of the window.
4. Follow the prompts to upgrade the operating system. Make sure that your calculator's batteries are fresh.

### Method 2: Transferring the MathPrint Operating System from Another Graphing Calculator

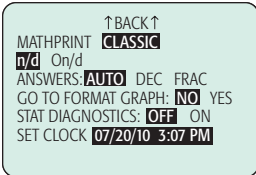
Press **2ND** and Mem and then **ENTER** on the sending calculator and check that the latest version of the operating system (2.53 MP or higher) is installed. Then follow these steps:

1. Connect the two graphing calculators with a unit-to-unit link cable.
2. On the receiving calculator, press **2ND** and LINK, followed by  and **ENTER**. The screen will display Waiting....

- On the sending calculator, press **2ND** and LINK, scroll down and highlight G:SendOS, and then press **ENTER**.
- Follow the prompts to upgrade the operating system.

You must also install version 1.1 of the application CatalogHelp on your graphing calculator. This application can be downloaded at no charge from education.ti.com and transferred from a computer to your calculator using TI-Connect software or from another calculator using the preceding steps.

### Switching between MathPrint Mode and Classic Mode



A TI-84 graphing calculator with MathPrint can be switched from MathPrint to Classic mode by changing the mode settings. To do this, press the **MODE** key and scroll to the second page, shown at the left. Use the arrow keys to highlight MATHPRINT or CLASSIC and press **ENTER**.

A TI-84 graphing calculator loaded with the MathPrint operating system and running in Classic mode will show many of the MathPrint features. Below are two examples

Feature	MathPrint	MathPrint in Classic Mode
Improper fractions	$\frac{2}{5} - \frac{1}{3}$ 1/15	2/5 - 1/3 1/15
Logarithms	$\log_2(32)$ 5	logBASE(32,2) 5


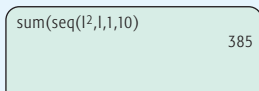
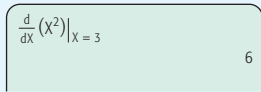
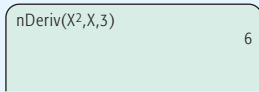

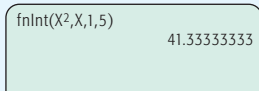


### Translating between MathPrint Mode and Classic Mode

The following table compares displays of several types in MathPrint mode and Classic mode (on a calculator without MathPrint installed).

Feature	MathPrint	Classic (MathPrint not installed)
Improper fractions	$\frac{2}{5} - \frac{1}{3}$ 1/15	2/5-1/3*Frac 1/15  Enter an expression and press <b>MATH</b> and select 1:Frac.
Mixed fractions	$2\frac{1}{5} * (3\frac{2}{3})$ 121/15	Not Supported
Absolute values	$ 10 - 15 $ 5  Press <b>ALPHA</b> and F2 and select 1:abs(.	abs(10-15) 5  Press <b>MATH</b> and <b>▸</b> and select 1:abs(.

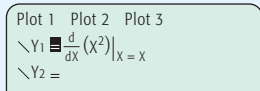
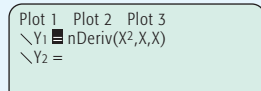
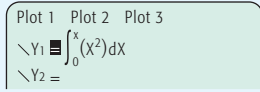
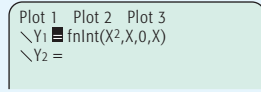
(continued)



Feature	MathPrint	Classic (MathPrint not installed)
Summation	 <p>Press <b>ALPHA</b> and F2 and select 2:Σ(.).</p>	 <p>Press <b>2ND</b> and LIST and then <b>▸</b> and select 5:seq( for seq and press <b>2ND</b> and LIST and then <b>▸</b> twice and select 5:sum( for sum.</p>
Numerical derivatives	 <p>Press <b>ALPHA</b> and F2 and select 3:nDeriv(.</p>	 <p>Press <b>MATH</b> and select 8:nDeriv(.</p>
Numerical values of integrals	 <p>Press <b>ALPHA</b> and F2 and select 4:fnInt(.</p>	 <p>Press <b>MATH</b> and select 9:fnInt(.</p>
Logarithms	 <p>Press <b>ALPHA</b> and F2 and select 5:logBASE(.</p>	<p>Evaluating logs with bases other than 10 or <math>e</math> cannot be done on a graphing calculator if the MathPrint operating system is not installed. To evaluate <math>\log_2 32</math>, use the change-of-base formula:</p> 

### The $\boxed{Y=}$ Editor

MathPrint features can be accessed from the  $\boxed{Y=}$  editor as well as from the home screen. The following table shows examples that illustrate differences between MathPrint in the  $\boxed{Y=}$  editor and Classic mode.

Feature	MathPrint	Classic Mode (MathPrint not installed)
Graphing the derivative of $y = x^2$		
Graphing an antiderivative of $y = x^2$		

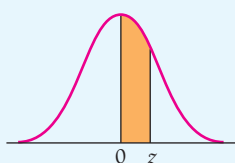
# Areas for a Standard Normal Distribution

Entries in the table represent area under the curve between  $z = 0$  and a positive value of  $z$ . Because of the symmetry of the curve, area under the curve between  $z = 0$  and a negative value of  $z$  are found in a similar manner.

Area = Probability

$$= P(0 \leq x \leq z)$$

$$= \int_0^z \frac{1}{\sqrt{2\pi}} e^{-x^2/2} dx$$



$z$	0.00	0.01	0.02	0.03	0.04	0.05	0.06	0.07	0.08	0.09
0.0	.0000	.0040	.0080	.0120	.0160	.0199	.0239	.0279	.0319	.0359
0.1	.0398	.0438	.0478	.0517	.0557	.0596	.0636	.0675	.0714	.0753
0.2	.0793	.0832	.0871	.0910	.0948	.0987	.1026	.1064	.1103	.1141
0.3	.1179	.1217	.1255	.1293	.1331	.1368	.1406	.1443	.1480	.1517
0.4	.1554	.1591	.1628	.1664	.1700	.1736	.1772	.1808	.1844	.1879
0.5	.1915	.1950	.1985	.2019	.2054	.2088	.2123	.2157	.2190	.2224
0.6	.2257	.2291	.2324	.2357	.2389	.2422	.2454	.2486	.2517	.2549
0.7	.2580	.2611	.2642	.2673	.2704	.2734	.2764	.2794	.2823	.2852
0.8	.2881	.2910	.2939	.2967	.2995	.3023	.3051	.3078	.3106	.3133
0.9	.3159	.3186	.3212	.3238	.3264	.3289	.3315	.3340	.3365	.3389
1.0	.3413	.3438	.3461	.3485	.3508	.3531	.3554	.3577	.3599	.3621
1.1	.3643	.3665	.3686	.3708	.3729	.3749	.3770	.3790	.3810	.3830
1.2	.3849	.3869	.3888	.3907	.3925	.3944	.3962	.3980	.3997	.4015
1.3	.4032	.4049	.4066	.4082	.4099	.4115	.4131	.4147	.4162	.4177
1.4	.4192	.4207	.4222	.4236	.4251	.4265	.4279	.4292	.4306	.4319
1.5	.4332	.4345	.4357	.4370	.4382	.4394	.4406	.4418	.4429	.4441
1.6	.4452	.4463	.4474	.4484	.4495	.4505	.4515	.4525	.4535	.4545
1.7	.4554	.4564	.4573	.4582	.4591	.4599	.4608	.4616	.4625	.4633
1.8	.4641	.4649	.4656	.4664	.4671	.4678	.4686	.4693	.4699	.4706
1.9	.4713	.4719	.4726	.4732	.4738	.4744	.4750	.4756	.4761	.4767
2.0	.4772	.4778	.4783	.4788	.4793	.4798	.4803	.4808	.4812	.4817
2.1	.4821	.4826	.4830	.4834	.4838	.4842	.4846	.4850	.4854	.4857
2.2	.4861	.4864	.4868	.4871	.4875	.4878	.4881	.4884	.4887	.4890
2.3	.4893	.4896	.4898	.4901	.4904	.4906	.4909	.4911	.4913	.4916
2.4	.4918	.4920	.4922	.4925	.4927	.4929	.4931	.4932	.4934	.4936
2.5	.4938	.4940	.4941	.4943	.4945	.4946	.4948	.4949	.4951	.4952
2.6	.4953	.4955	.4956	.4957	.4959	.4960	.4961	.4962	.4963	.4964
2.7	.4965	.4966	.4967	.4968	.4969	.4970	.4971	.4972	.4973	.4974
2.8	.4974	.4975	.4976	.4977	.4977	.4978	.4979	.4979	.4980	.4981
2.9	.4981	.4982	.4982	.4983	.4984	.4984	.4985	.4985	.4986	.4986
3.0	.4987	.4987	.4987	.4988	.4988	.4989	.4989	.4989	.4990	.4990

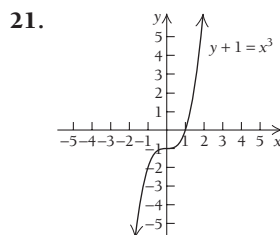
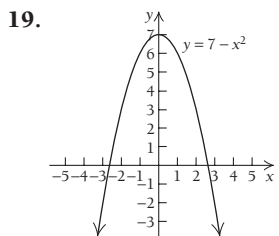
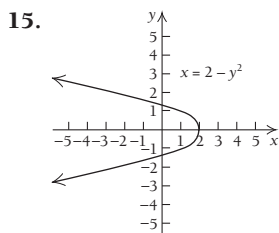
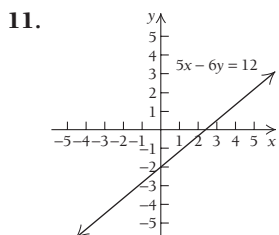
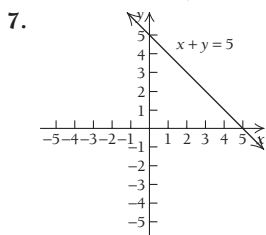
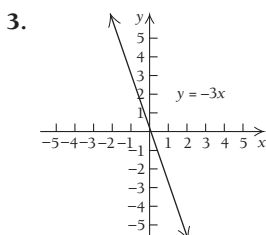
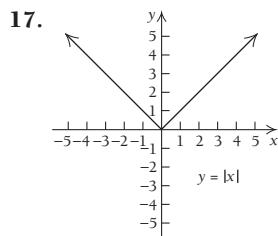
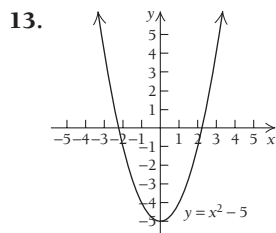
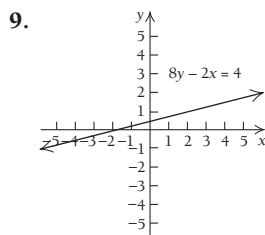
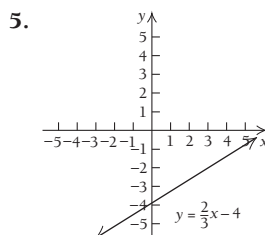
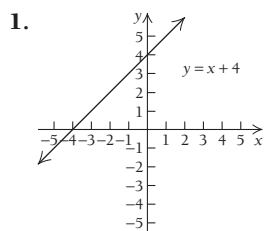
# Answers

## Chapter R

### Technology Connection, p. 6

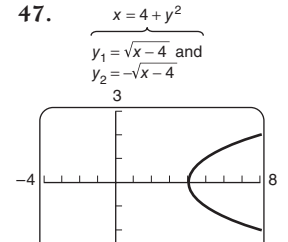
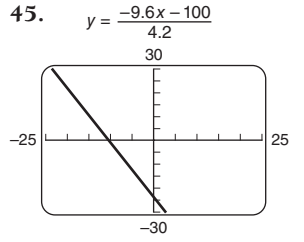
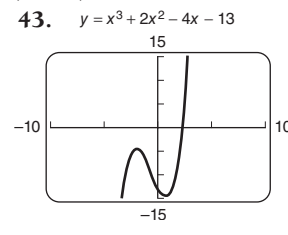
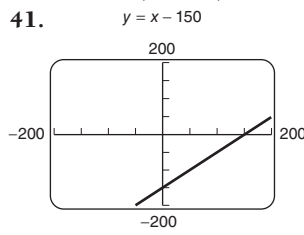
1–20. Left to the student

### Exercise Set R.1, p. 10



23. 3.98 min (1954), 3.66 min (2008), 3.64 min (2012)  
 25. About 27.25 mi/hr, or mph  
 27. (a) 1.8 million, 3.7 million, 4.4 million, 4.5 million;  
 (b) 44 and 70; (c) about 58;  
 (d)

29. (a) \$102,800.00; (b) \$102,819.60; (c) \$102,829.54;  
 (d) \$102,839.46; (e) \$102,839.56    31. (a) \$31,200.00;  
 (b) \$31,212.00; (c) \$31,218.12; (d) \$31,224.25; (e) \$31,224.32  
 33. \$550.86    35. \$97,881.97    37. (a) 1996–2000, 2002;  
 (b) 1987, 1990; (c) 1999; (d) 1987, 1990  
 39. (a) \$206,780.16; (b) \$42,000; \$164,780.16



### Technology Connection, p. 16

1. 951; 42,701    2. 21.813

### Technology Connection, p. 17

1. 6; 3.99; 150;  $-1.5\bar{5}$ , or  $-\frac{14}{9}$     2.  $-21.3$ ;  $-18.39$ ;  $-117.3$ ;  
 $3.25\bar{5}$ , or  $\frac{293}{90}$     3.  $-75$ ;  $-65.466$ ;  $-420.6$ ;  $1.68\bar{8}$ , or  $\frac{76}{45}$

### Technology Connection, p. 20

1–3. Left to the student

### Exercise Set R.2, p. 21

1. Yes    3. Yes    5. Yes    7. Yes    9. Yes    11. Yes

13. Yes    15. No    17. Yes

19. (a)

$x$	5.1	5.01	5.001	5
$f(x)$	17.4	17.04	17.004	17

A indicates that the exercise asks for a written interpretation or explanation; answers will vary.



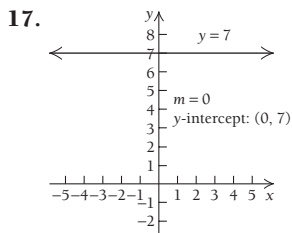
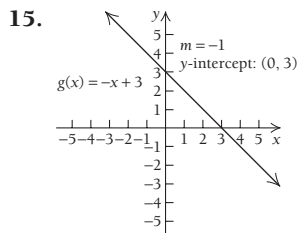
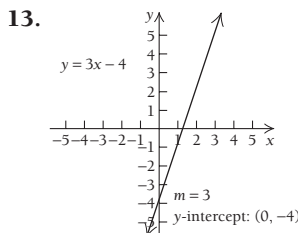
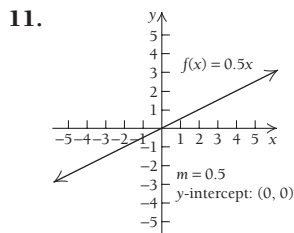
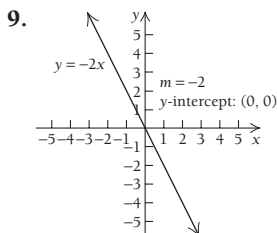
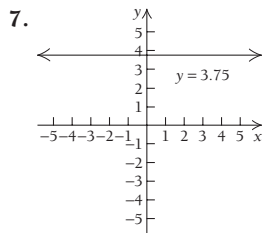
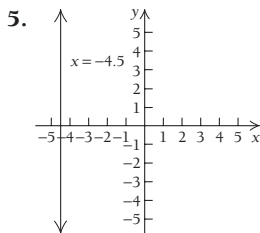
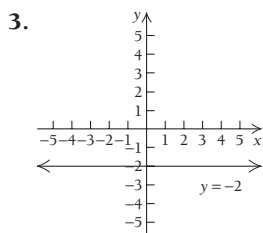
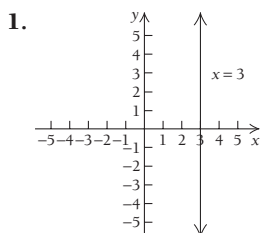
**Technology Connection, p. 34**

1. The line will slant up from left to right, will intersect the  $y$ -axis at  $(0, 1)$ , and will be steeper than  $y = 10x + 1$ . 2. The line will slant up from left to right, will pass through the origin, and will be less steep than  $y = \frac{2}{31}x$ . 3. The line will slant down from left to right, will pass through the origin, and will be steeper than  $y = -10x$ . 4. The line will slant down from left to right, will intersect the  $y$ -axis at  $(0, -1)$ , and will be less steep than  $y = -\frac{5}{32}x - 1$ .

**Technology Connection, p. 37**

1. The graph of  $y_2$  is a shift 3 units up of the graph of  $y_1$ , and  $y_2$  has  $y$ -intercept  $(0, 3)$ . The graph of  $y_3$  is a shift 4 units down of the graph of  $y_1$ , and  $y_3$  has  $y$ -intercept  $(0, -4)$ . The graph of  $y = x - 5$  is a shift 5 units down of the graph of  $y = x$ , and  $y = x - 5$  has  $y$ -intercept  $(0, -5)$ . All lines are parallel. 2. For any  $x$ -value, the  $y_2$ -value is 3 more than the  $y_1$ -value and the  $y_3$ -value is 4 less than the  $y_1$ -value.

**Exercise Set R.4, p. 45**



19.  $m = 3$ ,  $y$ -intercept:  $(0, 6)$   
 21.  $m = -2$ ,  $y$ -intercept:  $(0, 3)$   
 23.  $m = -1$ ,  $y$ -intercept:  $(0, -4)$   
 25.  $m = \frac{1}{3}$ ,  $y$ -intercept:  $(0, -\frac{7}{3})$   
 27.  $y + 3 = -5(x + 2)$ ,  
 or  $y = -5x - 13$   
 29.  $y - 3 = -2(x - 2)$ , or  
 $y = -2x + 7$

31.  $y - 0 = 2(x - 3)$ , or  $y = 2x - 6$  33.  $y + 6 = \frac{1}{2}(x - 0)$ ,  
 or  $y = \frac{1}{2}x - 6$  35.  $y - 3 = 0 \cdot (x - 2)$ , or  $y = 3$  37.  $-\frac{4}{7}$

39.  $\frac{1}{3}$  41. Undefined slope 43.  $-\frac{34}{3}$  45. 0 47. 3  
 49. 2 51.  $y = -\frac{4}{7}x - \frac{1}{7}$  53.  $y = \frac{1}{3}x - \frac{11}{3}$  55.  $x = 3$   
 57.  $y = -\frac{34}{3}x + \frac{91}{15}$  59.  $y = 3$  61.  $\frac{2}{5}$  63. 3.5%

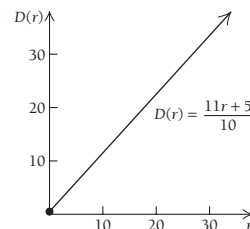
65. About \$623.75 per year 67. \$90.25 per year  
 69. (a)  $R = 4.17T$ ; (b)  $R \approx 25$  71. (a)  $M = 0.4W$ ;  
 (b)  $0.4 = 40\%$ , so we have  $M = 40\%W$ . The weight of the  
 muscles is 40% of the body weight. (c)  $M = 48$  lb  
 73. (a)  $T(w) = 0.000806w$ ; (b) \$2.98

75.   
 (a)  $C(x) = 20x + 100,000$ ;  
 (b)  $R(x) = 45x$ ;  
 (c)  $P(x) = R(x) - C(x) = 25x - 100,000$ ;  
 (d) a profit of \$3,650,000;  
 (e) 4000 calculators

77. (a)  $V(t) = 5200 - 512.5t$ ; (b)  $V(0) = \$5200$ ,  
 $V(1) = \$4687.50$ ,  $V(2) = \$4175$ ,  $V(3) = \$3662.50$ ,  
 $V(4) = \$3150$ ,  $V(7) = \$1612.50$ ,  $V(8) = \$1100$

79. About \$743,590 81. (a) The number  $-700$  indicates that  
 the value of the copier decreases by \$700 per year, and the  
 number 3500 indicates that the original value of the copier was  
 \$3500. (b) 5 years; (c)

83. (a)  $D(5) = 6$  ft, (b)   
 $D(10) = 11.5$  ft,  
 $D(20) = 22.5$  ft,  
 $D(50) = 55.5$  ft,  
 $D(65) = 72$  ft



85. (a) Approximately  $y = \frac{20}{9}x - 4372.44$ ; (b) approximately  
 94.7%; (c) 2012; (d) 87. (a)  $N = 1.02P$ ; (b)  $N = 204,000$   
 people; (c)  $P = 360,000$  people 89. 91. (a) Graph III;  
 (b) graph IV; (c) graph I; (d) graph II 93. Answers may vary.

**Technology Connection, p. 51**

1-2. Left to the student

**Technology Connection, p. 53**

1. (a) 2 and 4; (b) 2 and -5; (c) and (d) left to the student

**Technology Connection, p. 54**

1. -5 and 2 2. -4 and 6 3. -2 and 1  
 4. 0, -1.414, and 1.414 (approx.) 5. 0 and 700  
 6. -2.079, 0.463, and 3.116 (approx.) 7. -3.096, -0.646,  
 0.646, and 3.096 (approx.) 8. -1 and 1 9. -0.387 and  
 1.721 10. 6.133 11. -2, -1.414, 1, and 1.414  
 12. -3, -1, 2, and 3

**Technology Connection, p. 55**

Left to the student

**Technology Connection, p. 58**

1. Left to the student 2. For  $x = 3$ ,  $y_1$  is ERR and  $y_2$  is 6.

**Technology Connection, p. 59**

1. 1-8. Left to the student

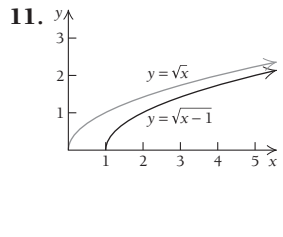
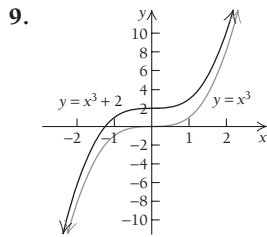
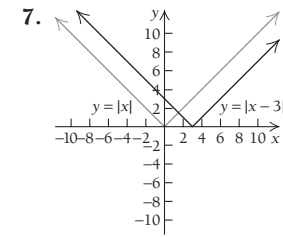
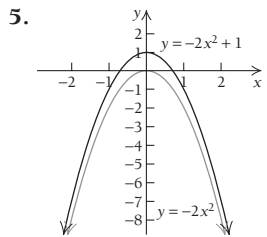
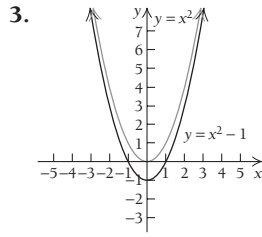
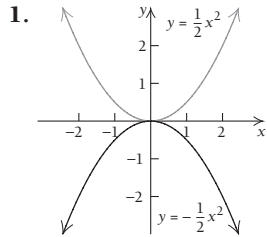
Technology Connection, p. 60

1–2. Left to the student

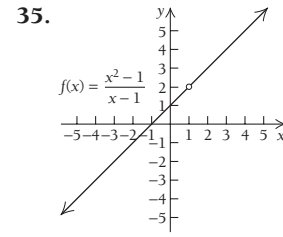
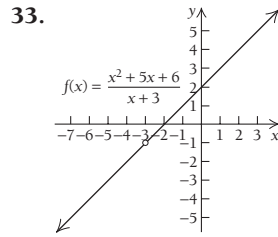
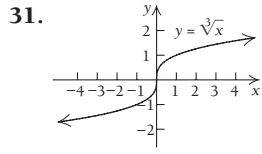
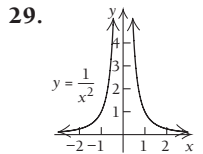
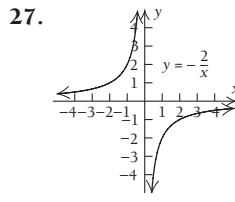
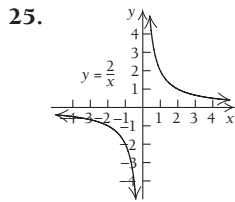
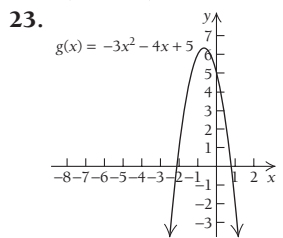
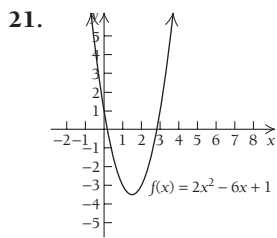
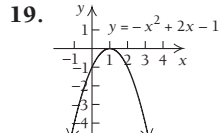
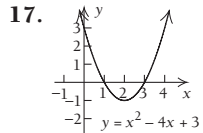
Technology Connection, p. 64

1. Approximately (14, 266)

Exercise Set R.5, p. 65



13. Parabola with vertex at  $(-2, -11)$     15. Not a parabola



37.  $1 \pm \sqrt{3}$ , or  $-0.732, 2.732$     39.  $-3 \pm \sqrt{10}$ , or  $-6.162, 0.162$     41.  $\frac{1 \pm \sqrt{2}}{2}$ , or  $-0.207, 1.207$     43.  $\frac{-4 \pm \sqrt{10}}{3}$ , or

$-2.387, -0.279$     45.  $\frac{-7 \pm \sqrt{13}}{2}$ , or  $-5.303, -1.697$

47.  $x^{3/2}$     49.  $a^{3/5}$     51.  $t^{1/7}$     53.  $x^3$     55.  $t^{-5/2}$

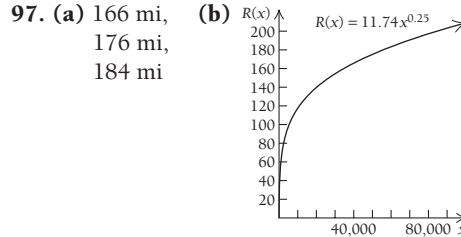
57.  $(x^2 + 7)^{-1/2}$     59.  $\sqrt[5]{x}$     61.  $\sqrt[3]{y^2}$     63.  $\frac{1}{\sqrt[5]{t^2}}$     65.  $\frac{1}{\sqrt[3]{b}}$

67.  $\frac{1}{\sqrt[6]{e^{17}}}$     69.  $\frac{1}{\sqrt{x^2 - 3}}$     71.  $\frac{1}{\sqrt[3]{t^2}}$     73. 27    75. 16

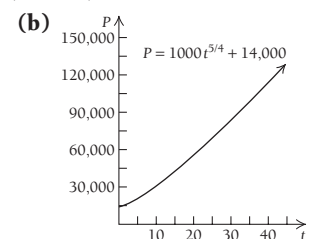
77. 8    79.  $\{x|x \neq 5\}$     81.  $\{x|x \neq 2, x \neq 3\}$

83.  $\{x|x \geq -\frac{4}{5}\}$     85.  $\{x|x \leq 7\}$     87. (50, 500);  $x = 50$ ,  $q = 500$  items    89. (5, 1); price is \$500, and quantity is 1000.

91. (1, 4); price is \$1, and quantity is 400.    93. (2, 3); price is \$2000, and quantity is 3000.    95. \$140.90 per share



99. (a) 99,130 particles/cm<sup>3</sup>, 108,347 particles/cm<sup>3</sup>, 127,322 particles/cm<sup>3</sup>

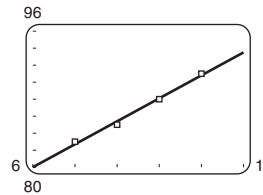


101. 16 cities; 30 cities    103.    105.  $-1.831, -0.856, 3.188$     107. 1.489, 5.673    109.  $-2, 3$     111.  $[-1, 2]$

113. Approximately (75.11, 7893); produce 7893 units at a price of \$75.11 each.

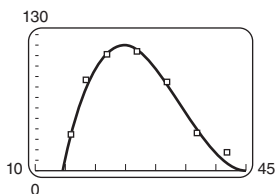
Technology Connection, p. 72

1. (a)  $y = 2.7x + 63.8$     (b) 93.5; (c)

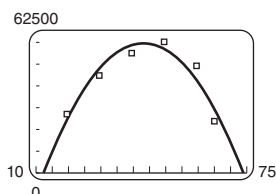


Technology Connection, p. 74

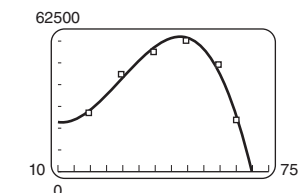
1. (a)  $y = -0.00005368295x^4 + 0.037566680x^3 - 3.4791715x^2 + 105.81080x - 916.68952$  (b)



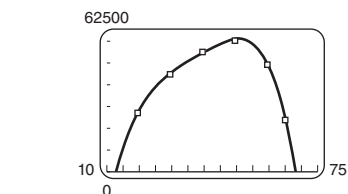
2. (a)  $y = -62.8327x^2 + 5417.8404x - 57264.7856$



(b)  $y = -1.6519x^3 + 145.6606x^2 - 2658.3088x + 36491.7730$

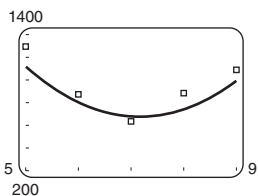


(c)  $y = -0.0771x^4 + 11.3952x^3 - 639.2276x^2 + 17037.1915x - 135483.9938$



(d) quartic function; (e) \$38,853, \$58,887

3.  $y = 93.2857x^2 - 1336x + 5460.8286$



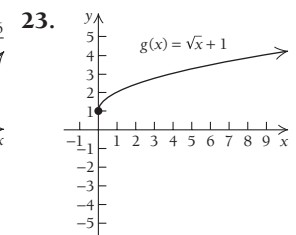
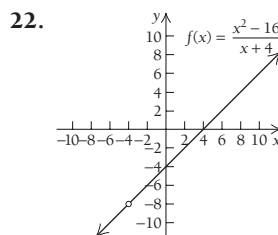
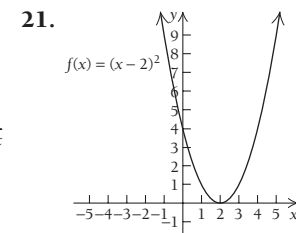
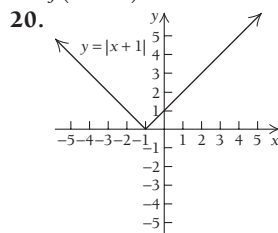
Exercise Set R.6, p. 76

1. Linear 3. Quadratic,  $a < 0$  5. Linear  
 7. Polynomial, neither linear nor quadratic 9. Linear  
 11. (a)  $y = \frac{2}{9}x + 3.6$ ; (b) \$6.3 million; \$8.0 million; (c) 2024  
 13. (a)  $y = 0.144x^2 - 4.63x + 60$ ; (b) 188.5 ft; (c)  
 15. Answers will vary. 17. 19.  
 21. (a)  $y = -0.224x + 6.5414$ ; (b) 2.51% (c) The regression answer seems more plausible; it uses all the data.  
 (d)  $y = -0.009856x^3 + 0.1993x^2 - 1.3563x + 8.103$ ; -9.217%. (e)

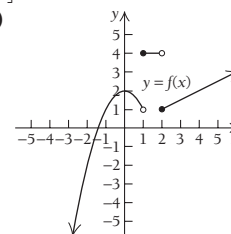
Chapter Review Exercises, p. 85

1. (d) 2. (b) 3. (f) 4. (a) 5. (e) 6. (c) 7. True  
 8. False 9. True 10. True 11. False 12. False  
 13. True 14. True 15. (a) About 56 per 1000 women;

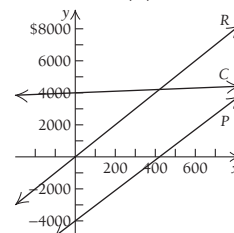
- (b) 18, 30; (c) [15, 45]; this interval covers typical human child-bearing ages. 16. \$1340.24 17. \$5017.60  
 18. Not a function. One input, Richard, has three outputs.  
 19. (a)  $f(3) = -6$ ; (b)  $f(-5) = -30$ ; (c)  $f(a) = -a^2 + a$ ;  
 (d)  $f(x + h) = -x^2 - 2xh - h^2 + x + h$



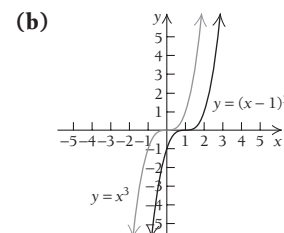
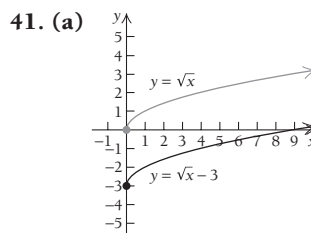
24. Not a function 25. Function 26. Function  
 27. Not a function 28. (a)  $f(2) = 1$ ; (b)  $[-4, 4]$ ;  
 (c)  $x = -3$ ; (d)  $[-1, 3]$   
 29. (a)  $f(-1) = 1$ , (b)  $f(1.5) = 4$ ,  $f(6) = 3$



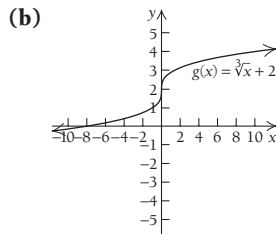
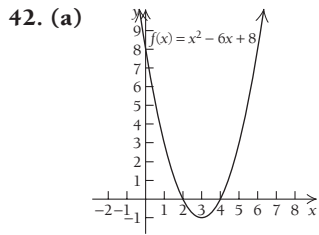
30. (a)  $[-2, 5]$ ; (b)  $(-1, 3]$ ; (c)  $(-\infty, a)$   
 31. (a)  $[-4, 5)$ ; (b)  $(2, \infty)$ ; (c)  $\{-3, -2, -1, 0, 1, 2, 3\}$ ; (d)  $\{-2, 1, 2, 3, 4\}$   
 32. (a)  $f(-3) = -2$ ;  
 (b)  $\{-3, -2, -1, 0, 1, 2, 3\}$ ; (c)  $-1, 3$ ; (d)  $\{-2, 1, 2, 3, 4\}$   
 33. (a)  $(-\infty, 5) \cup (5, \infty)$ ; (b)  $[-6, \infty)$  34. Slope, -3;  
 y-intercept, 2 35.  $y + 5 = \frac{1}{4}(x - 8)$ , or  $y = \frac{1}{4}x - 7$  36. -3  
 37. -\$350 per year 38. 75 pages per day 39.  $A = \frac{7}{200}V$   
 40. (a)  $C(x) = 0.50x + 4000$ ; (b)  $R(x) = 10x$ ;  
 (c)  $P(x) = 9.5x - 4000$



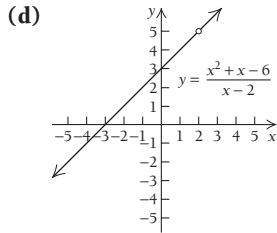
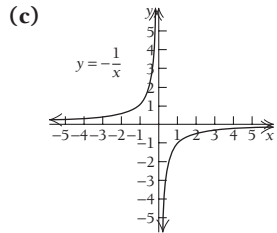
(d) 422 CDs



**A-6 ANSWERS**



Vertex at (3, -1)

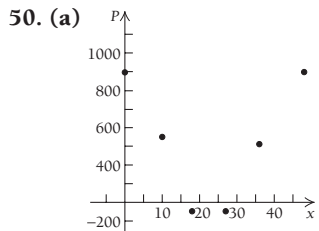
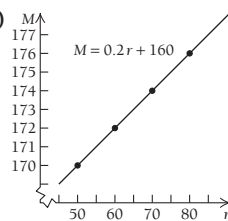


**43. (a)**  $x = 1, x = 3$ ; **(b)**  $x = \frac{2 \pm \sqrt{10}}{2}$  **44. (a)**  $x^{4/5}$ ; **(b)**  $t^4$ ;

**(c)**  $m^{-2/3}$ ; **(d)**  $(x^2 - 9)^{-1/2}$  **45. (a)**  $\sqrt[5]{x^2}$  **(b)**  $\frac{1}{\sqrt[5]{m^3}}$ ;

**(c)**  $\sqrt{x^2 - 5}$ ; **(d)**  $\sqrt[3]{t}$  **46.**  $[\frac{9}{2}, \infty)$  **47.** (3, 16); price = \$3, quantity = 1600 units **48.** About 3.3 hr

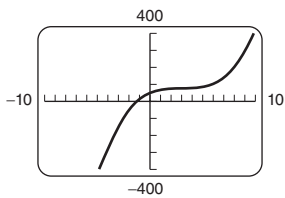
**49. (a)**  $y = 0.2x + 160$  **(b)**



**(b)** Data fit a quadratic function.  
**(c)**  $y = 2.0x^2 - 89.84x + 870$ ;  
**(d)** About -\$25.33; **(e)**

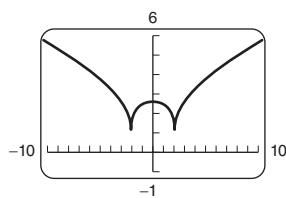
**51. (a)** 525,375 lb; **(b)** \$4.31/lb

**52.**  $f(x) = x^3 - 9x^2 + 27x + 50$



Zero:  $x = -1.25$ ;  
 domain:  $\mathbb{R}$ ; range:  $\mathbb{R}$

**53.**  $y = \sqrt[3]{|4 - x^2|} + 1$



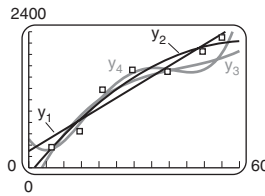
Zero: none; domain:  $\mathbb{R}$ ;  
 range:  $[1, \infty)$

**54.** (-1.21, 2.36) **55. (a)**  $y = 0.2x + 160$ ;

**(b)** 173.4 beats/min; **(c)** **56. (a)**  $y = 1.86x^2 - 84.18x + 943.86$ ; **(b)** \$95.46; **(c)** **57. (a)**  $y = 37.58x + 294.48$ ;  
 $y = -0.59x^2 + 74.61x - 117.72$ ;  $y = 0.02x^3 - 2.60x^2 + 125.71x - 439.65$ ;  
 $y = 0.003x^4 - 0.324x^3 + 11.46x^2 - 88.51x + 507.84$

**(b)**  $y_1 = 37.58x + 294.48$   
 $y_2 = -0.59x^2 + 74.61x - 117.72$   
 $y_3 = 0.02x^3 - 2.60x^2 + 125.71x - 439.65$   
 $y_4 = 0.0028x^4 - 0.324x^3 + 11.46x^2 - 88.51x + 507.84$

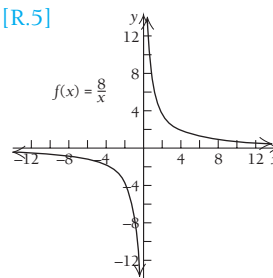
**(c)**



**Chapter R Test, p. 88**

- 1.** [R.1] \$750 **2.** [R.2] **(a)**  $f(-3) = -4$ ;  
**(b)**  $f(a + h) = -a^2 - 2ah - h^2 + 5$  **3.** [R.4] Slope,  $\frac{4}{5}$ ;  
 y-intercept,  $-\frac{2}{3}$  **4.** [R.4]  $y - 7 = \frac{1}{4}(x + 3)$ , or  $y = \frac{1}{4}x + \frac{31}{4}$   
**5.** [R.4]  $-\frac{1}{2}$  **6.** [R.4] -\$700/yr **7.** [R.4]  $\frac{1}{2}$  lb/bag  
**8.** [R.4]  $F = \frac{2}{3}W$  **9.** [R.4] **(a)**  $C(x) = 0.08x + 8000$ ;  
**(b)**  $R(x) = 0.50x$ ; **(c)**  $P(x) = 0.42x - 8000$ ; **(d)** 19,048 cards  
**10.** [R.5] (3, 25);  $x = \$3$ ,  $q = 25$  thousand units  
**11.** [R.2] Yes **12.** [R.2] No **13.** [R.3] **(a)**  $f(1) = -4$ ; **(b)**  $\mathbb{R}$   
**(c)**  $x = \pm 3$ ; **(d)**  $[-5, \infty)$

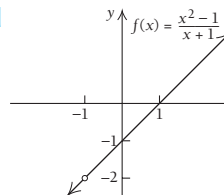
**14.** [R.5]



**15.** [R.5]  $t^{-1/2}$

**16.** [R.5]  $\frac{1}{\sqrt[5]{t^3}}$

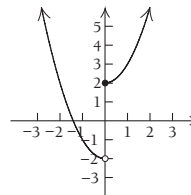
**17.** [R.5]



**18.** [R.5]  $(-\infty, -7) \cup (-7, 2) \cup (2, \infty)$  **19.** [R.5]  $(-2, \infty)$

**20.** [R.3]  $[c, d]$

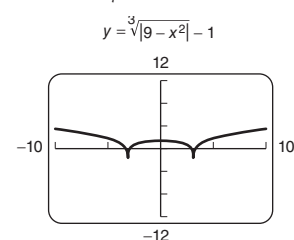
**21.** [R.2]  $f(x) = \begin{cases} x^2 + 2, & \text{for } x \geq 0 \\ x^2 - 2, & \text{for } x < 0 \end{cases}$




**22.** [R.6] **(a)**

**(b)** yes; **(c)**  $y = -1.94x^2 + 102.74x + 1253.49$ ; **(d)** 2589.9 calories; **(e)** **23.** [R.5]  $\frac{1}{16}$  **24.** [R.5] Domain:  $(-\infty, \frac{5}{3}]$ ;  
 zero:  $x = -798\frac{2}{3}$  **25.** [R.5] Answers will vary. One possibility is  $(x + 3)(x - 1)(x - 4) = 0$ . **26.** [R.4]  $\frac{51}{7}$

**27.** [R.5] Zeros:  $\pm\sqrt[3]{8} \approx \pm 2.828$ ,  
 $\pm\sqrt[3]{10} \approx \pm 3.162$ ;  
 domain:  $\mathbb{R}$ ; range:  $[-1, \infty)$

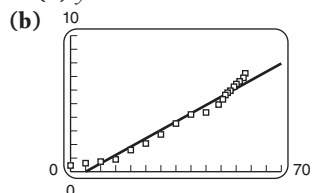




28. [R.6] (a)  $y = -1.51x^2 + 79.98x + 1436.93$ ;  
 (b) 2480.4 calories; (c) 

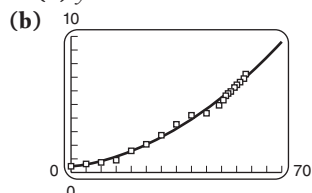
**Extended Technology Application, p. 90**

1. (a)  $y = 0.1205093525x - 0.4578553957$



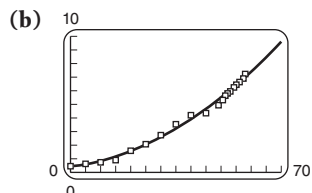
- (c) \$7.01, \$7.98. Not reasonable estimates. The data are increasing, but these prices seem lower than the trend of the curve indicates.  
 (d) 2120; seems too far in the future.

2. (a)  $y = 0.0014052879x^2 + 0.0323240014x + 0.3756147625$



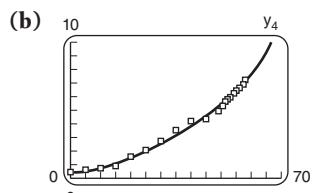
- (c) \$7.78, \$9.52. Yes, the curve seems to better follow the trend in the data.  
 (d) 2057; seems more reasonable.

3. (a)  $y = 0.000000758225x^3 + 0.0013427851x^2 + 0.0337649942x + 0.3698599855$



- (c) \$7.79, \$9.55. Yes, the curve seems to follow the trend in the data, but the resulting ticket prices are virtually the same as those found with the quadratic function;  
 (d) 2056; seems reasonable.

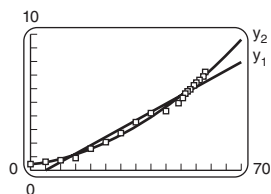
4. (a)  $y = 0.0000015883525x^4 - 0.0001885529x^3 + 0.0084799832x^2 - 0.0537491459x + 0.539914429$



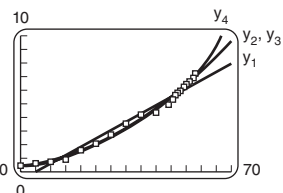
- (c) \$8.33, \$11.79. Yes, but the estimates are higher than those found using the quadratic or cubic function.  
 (d) 2031; seems too soon.

5. (a) If the scatterplot and the linear function are graphed on the same axes, the predicted prices seem lower than the trend of the curve indicates.

(b) Graphing the scatterplot, the linear function, and the quadratic function, we see that the quadratic function seems to better follow the trend of the data.



(c) Look at the leading coefficient of the cubic function. Note that it is virtually 0, so the term can be deleted, making a quadratic. Plus, the graphs of the quadratic and cubic functions are virtually identical. Using a higher-order polynomial such as a quartic allows results to show very erratic increases, and since the quadratic does just as good a job as the cubic, the researcher might reject the quartic.



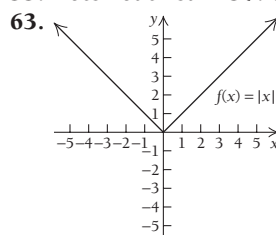
**Chapter 1**

**Technology Connection, p. 96**

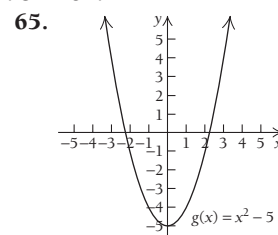
1. 5    2. -4    3.  $g(x) = 327, 456.95, 475.24, 492.1, 493.81, 494.19, 495.9, 513.24, 573.9, 685.17$     4. 494    5. -1

**Exercise Set 1.1, p. 106**

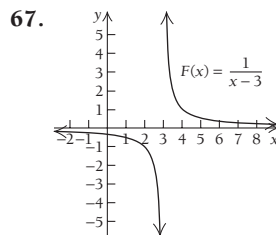
1. 11    3. -2    5. The limit, as  $x$  approaches 4, of  $f(x)$   
 7. The limit, as  $x$  approaches 5 from the left, of  $F(x)$   
 9.  $\lim_{x \rightarrow 2^+}$     11. 2    13. -3    15. Does not exist    17. 3  
 19. 4    21. -1    23. -1    25. 0    27. 5    29. Does not exist  
 31. 2    33. 2    35. 1    37. 4    39. Does not exist    41. 0  
 43. 0    45. 1    47. 4    49. Does not exist    51. 1    53. 1  
 55. Does not exist    57. 0    59. 3    61. 1



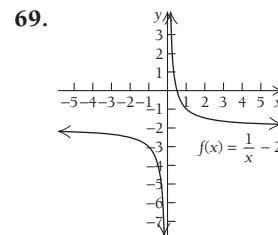
$\lim_{x \rightarrow 0} f(x) = 0$ ;  
 $\lim_{x \rightarrow -2^-} f(x) = 2$



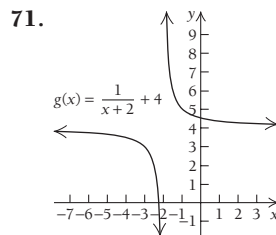
$\lim_{x \rightarrow 0} g(x) = -5$ ;  
 $\lim_{x \rightarrow -1} g(x) = -4$



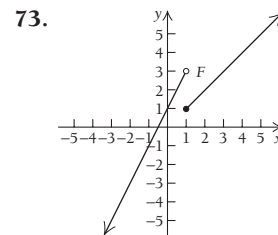
$\lim_{x \rightarrow 3} F(x)$  does not exist;  
 $\lim_{x \rightarrow 4} F(x) = 1$



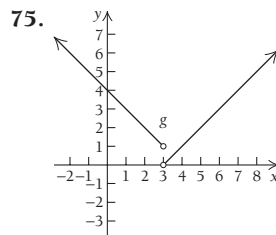
$\lim_{x \rightarrow \infty} f(x) = -2$ ;  
 $\lim_{x \rightarrow 0} f(x)$  does not exist



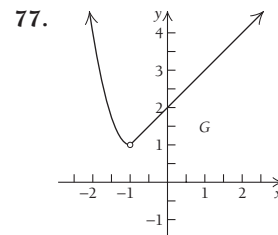
$\lim_{x \rightarrow \infty} g(x) = 4$ ;  
 $\lim_{x \rightarrow -2} g(x)$  does not exist



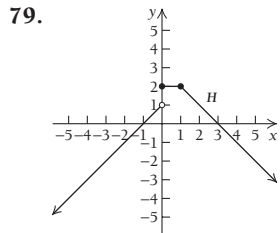
$\lim_{x \rightarrow 1^-} F(x) = 3$ ;  $\lim_{x \rightarrow 1^+} F(x) = 1$ ;  
 $\lim_{x \rightarrow 1} F(x)$  does not exist



$\lim_{x \rightarrow 3^-} g(x) = 1$ ;  $\lim_{x \rightarrow 3^+} g(x) = 0$ ;  
 $\lim_{x \rightarrow 3} g(x)$  does not exist



$\lim_{x \rightarrow -1} G(x) = 1$



$\lim_{x \rightarrow 0} H(x)$  does not exist;  
 $\lim_{x \rightarrow 1} H(x) = 2$

81. \$3.30; \$3.30; \$3.30    83. \$3.70; \$4.10; limit does not exist  
 85. \$1.05; \$1.22; limit does not exist    87. Limit does not exist.  
 89. 1100 deer; 1200 deer; limit does not exist    91.  $\frac{1}{2}$   
 93. 35 bears; 34 bears; limit does not exist    95. 3    97. -1  
 99. Limit does not exist; 2    101. Limit does not exist;  
 limit does not exist.

**Technology Connection, p. 113**

1. 53    2. 2.8284    3. 0.25    4. 0.16667

**Exercise Set 1.2, p. 117**

1. True    3. False    5. True    7. False    9. 5    11. -3  
 13. 4    15. 15    17. 1    19. 6    21.  $\frac{7}{2}$     23.  $\frac{13}{4}$   
 25. 3    27.  $\frac{1}{10}$     29. Limit does not exist.  
 31.  $\sqrt{7}$     33. Limit does not exist.    35. 0  
 37. Not continuous    39. Not continuous  
 41. Not continuous    43. (a) -2, -2, -2; (b) -2  
 (c) yes,  $\lim_{x \rightarrow 1} g(x) = g(1)$ ; (d) limit does not exist; (e) -3  
 (f) no, the limit does not exist    45. (a) 2; (b) 2;  
 (c) yes,  $\lim_{x \rightarrow 1} h(x) = h(1)$ ; (d) 0; (e) 0;  
 (f) yes,  $\lim_{x \rightarrow -2} h(x) = h(-2)$     47. (a) 3; (b) 1; (c) limit does  
 not exist; (d) 1; (e) no,  $\lim_{x \rightarrow 3} G(x)$  does not exist; (f) yes,  
 $\lim_{x \rightarrow 0} G(x) = G(0)$ ; (g) yes,  $\lim_{x \rightarrow 2.9} G(x) = G(2.9)$   
 49. Yes;  $\lim_{x \rightarrow 5} f(x) = f(5)$     51. No;  $\lim_{x \rightarrow 0} G(x)$  does not exist and  
 $G(0)$  does not exist.    53. Yes;  $\lim_{x \rightarrow 3} g(x) = g(3)$   
 55. No;  $\lim_{x \rightarrow 3} F(x)$  does not exist.    57. Yes;  $\lim_{x \rightarrow 3} f(x) = f(3)$   
 59. No;  $\lim_{x \rightarrow 2} G(x)$  does not equal  $G(2)$ .    61. Yes;  $\lim_{x \rightarrow 5} f(x) = f(5)$   
 63. No;  $g(5)$  does not exist and  $\lim_{x \rightarrow 5} g(x)$  does not exist.  
 65. Yes;  $\lim_{x \rightarrow 4} F(x) = F(4)$     67. Yes;  $g(x)$  is continuous at each  
 point on  $(-4, 4)$ .    69. No;  $f(x)$  is not continuous at  $x = 0$ .  
 71. Yes, since  $g(x)$  is not continuous at each real number  
 73. (a)  $k = 5$ ; (b) so that the Candy Factory does not lose revenue  
 75. Limit does not exist.    77. 6    79. -0.2887, or  $-\frac{1}{2\sqrt{3}}$

81. 0.75    83. 0.25

**Technology Connection, p. 125**

- 1-2. Left to the student

**Exercise Set 1.3, p. 128**

1. (a)  $8x + 4h$ ; (b) 48, 44, 40.4, 40.04    3. (a)  $-8x - 4h$ ;  
 (b) -48, -44, -40.4, -40.04    5. (a)  $2x + h + 1$ ;  
 (b) 13, 12, 11.1, 11.01    7. (a)  $\frac{-2}{x \cdot (x + h)}$ ;  
 (b)  $-\frac{2}{35}$ ,  $-\frac{1}{15}$ ,  $-\frac{4}{51}$ ,  $-\frac{40}{501}$     9. (a) -2; (b) -2, -2, -2, -2  
 11. (a)  $-3x^2 - 3xh - h^2$ ; (b) -109, -91, -76.51, 75.1501  
 13. (a)  $2x + h - 3$ ; (b) 9, 8, 7.1, 7.01    15. (a)  $2x + h + 4$ ;  
 (b) 16, 15, 14.1, 14.01    17. About 0.3% per yr; about -0.5%  
 per yr; about -0.07% per yr    19. About 0.35% per yr; about  
 -0.56% per yr; about -0.05% per yr    21. About 3.7% per yr;

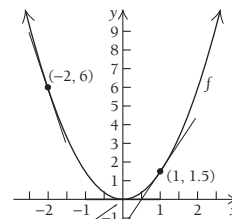
- about 2.6% per yr; about 3.25% per yr    23. About 0.97% per  
 yr; about 3% per yr; about 1.9% per yr    25. 1.045 quadrillion  
 BTUs/yr; 0.638 quadrillion BTUs/yr; -0.337 quadrillion BTUs/yr;  
 27. (a) 70 pleasure units/unit of product, 39 pleasure units/unit  
 of product, 29 pleasure units/unit of product, 23 pleasure units/  
 unit of product; (b)  $\frac{1}{2}$     29. (a) \$11.35; (b) \$26.82;  
 (c) \$15.47; (d) \$1.19, the average price of a ticket increases by  
 \$1.19/yr.    31. \$909.72 is the annual increase in the debt from  
 the 2nd to the 3rd year.    33. \$19.95 is the cost to produce the  
 301st unit.    35. (a) 1.0 lb/month; (b) 0.54 lb/month; (c)  
 0.77 lb/month; (d) 0.67 lb/month; (e) growth rate is greatest in  
 the first 3 months.    37. (a) Approximately 1.49 hectares/g;  
 (b) 1.09 represents the average growth rate, in hectares/g,  
 of home range with respect to body weight when the mammal  
 grows from 200 to 300 g    39. (a) 1.25 words/min,  
 1.25 words/min, 0.625 words/min, 0 words/min, 0 words/min;  
 (b)  $\frac{1}{2}$     41. (a) 256 ft; (b) 128 ft/sec    43. (a) 125 million  
 people/yr for both countries; (b)  $\frac{1}{2}$  (c) A: 290 million people/  
 yr, -40 million people/yr, -50 million people/yr, 300 million  
 people/yr, B: 125 million people/yr in all intervals; (d)  $\frac{1}{2}$   
 45. (a) 1985-86; (b) 1975-76, 2003-04, and 2004-05;  
 (c) about \$2472 for public and about \$5356 for private  
 47.  $2ax + b + ah$     49.  $4x^3 + 6x^2h + 4xh^2 + h^3$   
 51.  $5ax^4 + 10ax^3h + 10ax^2h^2 + 5axh^3 + ah^4 + 4bx^3 + 6bx^2h +$   
 $4bxh^2 + bh^3$     53.  $\frac{1}{(1-x-h)(1-x)}$   
 55.  $\frac{2}{\sqrt{2x+2h+1} + \sqrt{2x+1}}$

**Technology Connection, p. 138**

1.  $f'(x) = -\frac{3}{x^2}$ ;  $f'(-2) = -\frac{3}{4}$ ;  $f'(-\frac{1}{2}) = -12$   
 2.  $y = -\frac{3}{4}x - 3$ ;  $y = -12x - 12$     3. Left to the student

**Exercise Set 1.4, p. 141**

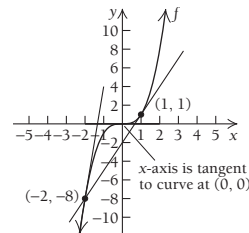
1. (a) and (b)



x-axis is tangent to curve at (0, 0).

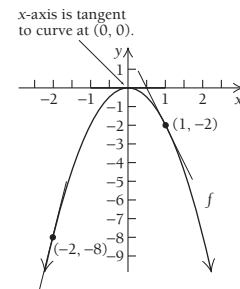
- (c)  $f'(x) = 3x$ ;  
 (d) -6, 0, 3

5. (a) and (b)



- (c)  $f'(x) = 3x^2$ ;  
 (d) 12, 0, 3

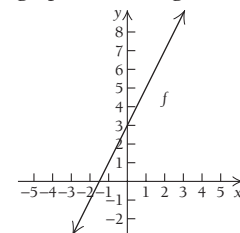
3. (a) and (b)



- (c)  $f'(x) = -4x$ ;  
 (d) 8, 0, -4

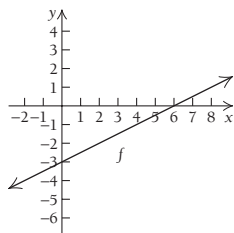
7. (a) and (b) All tangent

lines are identical to the graph of the original function.



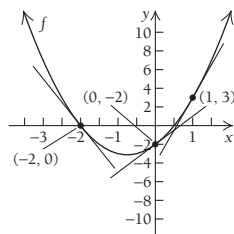
- (c)  $f'(x) = 2$ ; (d) 2, 2, 2

9. (a) and (b) All tangent lines are identical to the graph of the original function.



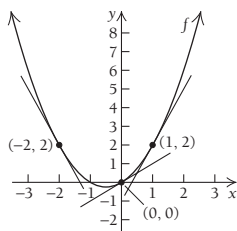
(c)  $f'(x) = \frac{1}{2}$ ; (d)  $\frac{1}{2}, \frac{1}{2}, \frac{1}{2}$

13. (a) and (b)



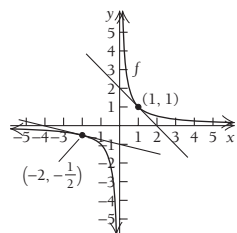
(c)  $f'(x) = 4x + 3$ ;  
(d)  $-5, 3, 7$

11. (a) and (b)



(c)  $f'(x) = 2x + 1$ ;  
(d)  $-3, 1, 3$

15. (a) and (b) There is no tangent line for  $x = 0$ .



(c)  $f'(x) = -\frac{1}{x^2}$ ;  
(d)  $-\frac{1}{4}$ , does not exist,  $-1$

17. (a)  $y = 6x - 9$ ; (b)  $y = -2x - 1$ ; (c)  $y = 20x - 100$

19. (a)  $y = -2x + 4$ ; (b)  $y = -2x - 4$ ;

(c)  $y = -0.0002x + 0.04$  21. (a)  $y = 2x + 5$ ;

(b)  $y = 4$ ; (c)  $y = -10x + 29$  23.  $f'(x) = m$

25.  $x_0, x_3, x_4, x_6, x_{12}$  27.  $x_1, x_2, x_3, x_4$  29–34. Answers will vary. 35.  $x = 1, 2, 3, 4, 5, 6, 7, 8, 9, 10, 11, 12$

37.  $x \leq 0$  39. No 41.  $f'(x) = \frac{1}{(1-x)^2}$

45.  $f'(x) = -\frac{2}{x^3}$  47.  $f'(x) = \frac{1}{\sqrt{2x+1}}$

49. (a)  $f'$  is not defined at  $x = -3$ ; (b)  $h'(0) = -1, h'(1) = -1, h'(4) = 1, h'(10) = 1$

53.  $f'(x)$  is not defined at  $x = -1$ . 55. (a)  $\lim_{x \rightarrow 2} F(x) = 5, F(2) = 5$ ; therefore,  $\lim_{x \rightarrow 2} F(x) = F(2)$  (b) no, the graph has a corner there

57.  $m = 11, b = -18$  58–63. Left to the student 65.  $f'(x)$  does not exist for  $x = 5$ .

**Technology Connection, p. 141**

1–8. Left to the student

**Technology Connection, p. 147**

1. 152,  $-76, -100, -180$  2. 36, 0, 12, 0, 43.47

3.  $-2.31, 3.69, 0.81$

**Technology Connection, p. 153**

1. Tangent line is horizontal at  $(2, \frac{8}{3})$ .

**Exercise Set 1.5, p. 154**

1.  $7x^6$  3.  $-3$  5. 0 7.  $30x^{14}$  9.  $-6x^{-7}$  11.  $-8x^{-3}$

13.  $3x^2 + 6x$  15.  $\frac{4}{\sqrt{x}}$  17.  $0.9x^{-0.1}$  19.  $\frac{2}{5}x^{-1/5}$

21.  $-\frac{21}{x^4}$  23.  $\frac{4}{5}$  25.  $\frac{1}{4\sqrt[4]{x^3}} + \frac{3}{x^2}$  27.  $\frac{1}{2\sqrt{x}} + \frac{1}{x\sqrt{x}}$

29.  $-\frac{10}{3}\sqrt[3]{x^2}$  31.  $10x - 7$  33.  $0.9x^{0.5}$  35.  $\frac{2}{3}$

37.  $-\frac{12}{7x^4}$  39.  $-\frac{5}{x^2} - \frac{2}{3}x^{-1/3}$  41. 4 43.  $\frac{1}{3}x^{1/3}$

45.  $-0.02x - 0.5$  47.  $-2x^{-5/3} + \frac{3}{4}x^{-1/4} + \frac{6}{5}x^{1/5} - \frac{24}{x^4}$

49.  $-\frac{2}{x^2} - \frac{1}{2}$  51. 24 53. 1 55. 14 57.  $\frac{4}{3}$

59. (a)  $y = 10x - 15$ ; (b)  $y = x + 3$ ; (c)  $y = -2x + 1$

61. (a)  $y = -2x + 3$ ; (b)  $y = -\frac{2}{27}x + \frac{1}{3}$ ; (c)  $y = \frac{1}{4}x + \frac{3}{4}$

63.  $(0, -3)$  65.  $(0, 1)$  67.  $(\frac{5}{6}, \frac{23}{12})$  69.  $(-25, 76.25)$

71. None 73. The tangent line is horizontal at all points of the graph. 75.  $(-1, -4), (\frac{3}{5}, 5\frac{13}{27})$  77.  $(\sqrt{3}, 2 - 2\sqrt{3})$ ,

or approximately  $(1.73, -1.46)$ ;  $(-\sqrt{3}, 2 + 2\sqrt{3})$ ,

or approximately  $(-1.73, 5.46)$  79.  $(0, -2), (-1, -\frac{11}{6})$

81.  $(9.5, 99.75)$  83.  $(60, 150)$  85.  $(-2 + \sqrt{3}, \frac{4}{3} - \sqrt{3})$ ,

or approximately  $(-0.27, -0.40)$ ;  $(-2 - \sqrt{3}, \frac{4}{3} + \sqrt{3})$ ,

or approximately  $(-3.73, 3.07)$  87. (a)  $A'(r) = 6.28r$ ; (b)

89. (a)  $w'(t) = 1.82 - 0.1192t + 0.002274t^2$ ; (b) about 21 lb;

(c) about 0.86 lb/month 91. (a)  $R'(v) = -\frac{6000}{v^2}$ ;

(b) 75 beats/min; (c)  $-0.94$  beat/min per mL

93. (a)  $\frac{dP}{dt} = 4000t$ ; (b) 300,000 people; (c) 40,000 people/yr;

(d) 95. (a)  $v' = \frac{0.61}{\sqrt{h}}$ ; (b) 244 mi; (c) 0.0031 mi/ft;

(d) 97.  $(2, \infty)$  99.  $(-\infty, -1)$  and  $(3, \infty)$

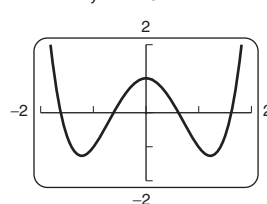
101.  $(0, -2), (\sqrt{\frac{1}{3}}, -\frac{55}{27}), (-\sqrt{\frac{1}{3}}, -\frac{55}{27})$

103. Always increasing 105. Always increasing on  $(0, \infty)$

107.  $2x + 1$  109.  $3x^2 - 1$  111.  $3x^2 - \frac{1}{x^2}$  113.  $-192x^2$

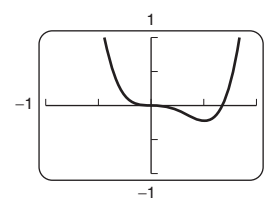
115.  $\frac{2}{3\sqrt[3]{x^2}}$  117.  $1 - \frac{1}{x^2}$  119.  $3x^2 + 6x + 3$  121.

123.  $y = x^4 - 3x^2 + 1$

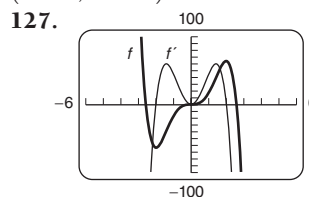


$(0, 1), (-1.225, -1.25), (1.225, -1.25)$

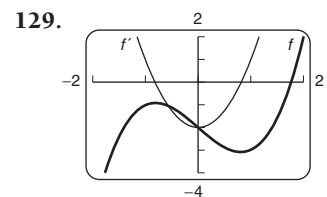
125.  $y = 10.2x^4 - 6.9x^3$



$(0, 0), (0.507, -0.225)$

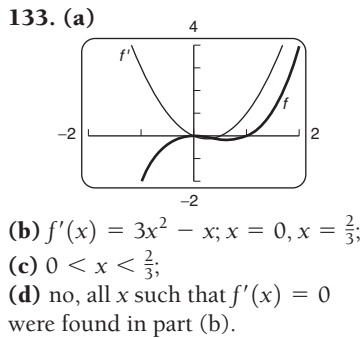
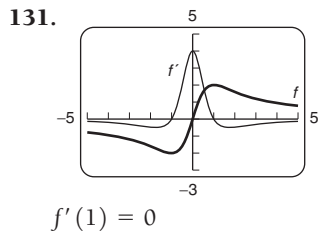


$f'(1) = 45$

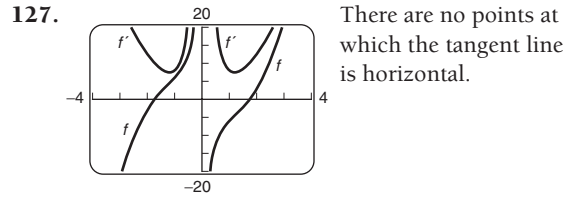


$f'(1) = 1$

**A-10 ANSWERS**



(d) factoring; (e) the limit of a product is the product of the limits and  $\lim_{h \rightarrow 0} f(x+h) = f(x)$ ; (f) definition of a derivative;  
 (g) using Leibniz notation **125.** \$2.58/jacket; \$0.014/jacket at  $x = 184$



**Technology Connection, p. 161**

1. (c)

**Exercise Set 1.6, p. 163**

1.  $11x^{10}$     3.  $12x + 7$     5.  $20x^4 + 60x^2$     7.  $\frac{15}{2}x^{3/2} + 4x$

9.  $24x^2 + 12x + 11$     11.  $\frac{9\sqrt{t}}{2} - \frac{1}{2\sqrt{t}} + 2$

13.  $4x^3$ , for  $x \neq 0$     15.  $8x^3 + 1$ , for  $x \neq 0$

17.  $8x + 2$ , for  $x \neq \frac{1}{2}$     19. 1, for  $t \neq -4$

21.  $48x^3 + 3x^2 + 22x + 17$     23.  $\frac{-2x(5x^3 - 3x - 15)}{(2x^3 + 3)^2}$

25.  $120x^2 + \frac{23}{2}x^{3/2} + \frac{3}{2}x^{-1/2} + 24$     27.  $\frac{3}{(3-t)^2} + 15t^2$

29.  $2x + 6$     31.  $2x(x^2 - 4)(3x^2 - 4)$

33.  $5 - 100x^{-3} + 30x^{-4}$     35.  $3t^2 - 1 + \frac{6}{t^2}$

37.  $\frac{-x^4 - 3x^2 - 2x}{(x^3 - 1)^2} - 10x$

39.  $\frac{(x^{1/2} + 3)(\frac{1}{3}x^{-2/3}) - (x^{1/3} - 7)(\frac{1}{2}x^{-1/2})}{(\sqrt{x} + 3)^2}$ , or

$\frac{6 - \sqrt{x} + 21x^{1/6}}{6x^{2/3}(\sqrt{x} + 3)^2}$     41.  $\frac{2x^{-1} + 1}{(x^{-1} + 1)^2}$ , or  $\frac{x(x+2)}{(x+1)^2}$ , for  $x \neq 0$

43.  $\frac{-1}{(t-4)^2}$     45.  $\frac{-2(x^2 - 3x - 1)}{(x^2 + 1)^2}$

47.  $\frac{(t^2 - 2t + 4)(-2t + 3) - (-t^2 + 3t + 5)(2t - 2)}{(t^2 - 2t + 4)^2}$ ,

or  $\frac{-t^2 - 18t + 22}{(t^2 - 2t + 4)^2}$     **49–96.** Left to the student

**97. (a)**  $y = 2$ ; **(b)**  $y = \frac{1}{2}x + 2$     **99. (a)**  $y = x + 5$ ;

**(b)**  $y = \frac{21}{4}x - \frac{21}{4}$     **101.**  $-\$0.006875/\text{jacket}$

**103.**  $-\$0.0053/\text{jacket}$     **105.** About  $\$0.0016/\text{jacket}$


**107.**  $\$1.64/\text{vase}$     **109. (a)**  $P'(t) = 57.6t^{0.6} - 104$ ;


**(b)**  $\$461.4$  billion/yr; **(c)**  **111. (a)**  $T'(t) = \frac{-4(t^2 - 1)}{(t^2 + 1)^2}$

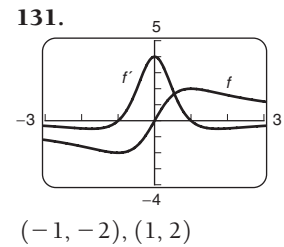
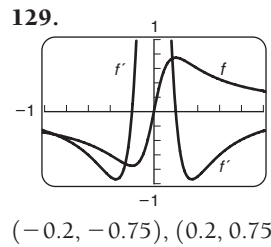
**(b)**  $100.2^\circ\text{F}$ ; **(c)**  $-0.48^\circ\text{F/hr}$     **113.**  $30t^2 + 10t - 15$

**115.**  $3x^2 \left( \frac{x^2 + 1}{x^2 - 1} \right) + \frac{-4x}{(x^2 - 1)^2} (x^3 - 8)$ , or

$\frac{3x^6 - 4x^4 - 3x^2 + 32x}{(x^2 - 1)^2}$     **117.**  $\frac{-x^6 + 4x^3 - 24x^2}{(x^4 - 3x^3 - 5)^2}$

**119. (a)**  $f'(x) = \frac{-2x}{(x^2 - 1)^2}$ ; **(b)**  $g'(x) = \frac{-2x}{(x^2 - 1)^2}$ ; **(c)** 

**121.**  **123. (a)** Definition of a derivative;  
**(b)** adding and subtracting the same quantity is the same as adding 0; **(c)** the limit of a sum is the sum of the limits;



**Exercise Set 1.7, p. 173**

1.  $8x + 4$     3.  $-55(7 - x)^{54}$     5.  $\frac{4}{\sqrt{1 + 8x}}$

7.  $\frac{3x}{\sqrt{3x^2 - 4}}$     9.  $-640x(8x^2 - 6)^{-41}$

11.  $4(x - 4)^7(2x + 3)^5(7x - 6)$     13.  $\frac{-6}{(3x + 8)^3}$

15.  $\frac{4x(5x + 14)}{(7 - 5x)^4}$     17.  $9x^2(1 + x^3)^2 - 32x^7(2 + x^8)^3$

19.  $4x - 400$     21.  $\frac{1}{2\sqrt{x}} + 3(x - 3)^2$

23.  $-5(2x - 3)^3(10x - 3)$     25.  $(3x - 1)^6(2x + 1)^4(72x + 11)$

27.  $\frac{2x(5x - 1)}{\sqrt{4x - 1}}$     29.  $\frac{5x^4 + 6}{3\sqrt[3]{(x^5 + 6x)^2}}$ , or  $\frac{5x^4 + 6}{3x^{2/3}(x^4 + 6)^{2/3}}$

31.  $\frac{44(3x - 1)^3}{(5x + 2)^5}$     33.  $\frac{-7}{2(x + 3)^{3/2}(4 - x)^{1/2}}$

35.  $200(2x^3 - 3x^2 + 4x + 1)^{99}(3x^2 - 3x + 2)$

37.  $\frac{68(5x - 1)^3}{(2x + 3)^5}$     39.  $\frac{-1}{(x - 1)^{3/2}(x + 1)^{1/2}}$

41.  $\frac{-(2x + 3)^3(6x + 61)}{(3x - 2)^6}$     43.  $\frac{(3x - 4)^{1/4}(138x - 19)}{(2x + 1)^{1/3}}$

45.  $\frac{1}{2\sqrt{u}}$ ,  $2x$ ,  $\frac{x}{\sqrt{x^2 - 1}}$

47.  $50u^{49}$ ,  $12x^2 - 4x$ ,  $50(4x^3 - 2x^2)^{49}(12x^2 - 4x)$

49.  $2u + 1$ ,  $3x^2 - 2$ ,  $(2x^3 - 4x + 1)(3x^2 - 2)$

51.  $3x^2(10x^3 + 13)$     53.  $\frac{2(2x - 1)}{3(2x^2 - 2x + 5)^{2/3}}$

55.  $\frac{3(-6t - 11)}{(5 + 3t)^2(6 + 3t)^2}$ , or  $\frac{-6t - 11}{3(t + 2)^2(3t + 5)^2}$

57.  $y = \frac{5}{4}x + \frac{3}{4}$     59.  $y = 4x - 3$     61. **(a)**  $\frac{2x - 3x^2}{(1 + x)^6}$ ;

**(b)**  $\frac{2x - 3x^2}{(1 + x)^6}$ ; **(c)** They are the same.    63.  $f(x) = x^5$ ,

$g(x) = 3x^2 - 7$     65.  $f(x) = \frac{x + 1}{x - 1}$ ,  $g(x) = x^3$     67.  $-216$

69.  $4(13)^{-2/3}$ , or about 0.72

71.  $f'(x) = 6[2x^3 + (4x - 5)^2]^5[6x^2 + 8(4x - 5)]$

73.  $f'(x) = \frac{1}{2\sqrt{x^2 + \sqrt{1-3x}}} \left( 2x - \frac{3}{2\sqrt{1-3x}} \right)$

75. \$1,000,000/item    77.  $P'(x) = \frac{500(2x - 0.1)}{\sqrt{x^2 - 0.1x}} - \frac{4000x}{3(x^2 + 2)^{2/3}}$

79. (a)  $0.84x^3 - 17.76x^2 + 101.06x - 18.92$ ; (b)  $\frac{1}{2}$

(c) \$336 billion/yr    81. (a)  $dA/di = 3000(1 + i)^2$ ; (b)  $\frac{1}{2}$

83. (a)  $D(t) = \frac{80,000}{1.6t + 9}$ ; (b)  $-4.482$  units/day

85. (a)  $D(c) = 4.25c + 106.25$ ,  $c(w) = \frac{95w}{43.2} \approx 2.199w$

(b) 4.25 mg/unit of creatine clearance; (c) 2.199 units of creatine clearance/kg; (d) 9.35 mg/kg; (e)  $\frac{1}{2}$

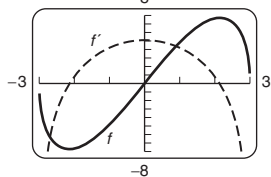
87.  $1 + \frac{1}{2\sqrt{x}} + \frac{1}{2\sqrt{x + \sqrt{x}}} \cdot \left( 1 + \frac{1}{2\sqrt{x}} \right)$     89.  $\frac{1}{27}x^{-26/27}$

91.  $\frac{6x^7 + 32x^5 + 5x^4}{(x^3 + 6x + 1)^{2/3}}$     93.  $\frac{3x^2(x - 2)}{2(x - 1)^{5/2}}$

95.  $\frac{1}{(1 - x)\sqrt{1 - x^2}}$     97.  $\frac{3(x^2 - x - 1)^2(x^2 + 4x - 1)}{(x^2 + 1)^4}$

99.  $\frac{6\sqrt{t + 1}}{4\sqrt{t}\sqrt{3t + \sqrt{t}}}$     101.  $\frac{1}{2}$

103.  $(-2.14476, -7.728)$ ,  $(2.14476, 7.728)$



105.  $\frac{4 - 2x^2}{\sqrt{4 - x^2}}$     107.  $\frac{5(\sqrt{2x - 1} + x^3)^4(3x^2\sqrt{2x - 1} + 1)}{\sqrt{2x - 1}}$

or  $5(\sqrt{2x - 1} + x^3)^4[(2x - 1)^{-1/2} + 3x^2]$

**Exercise Set 1.8, p. 182**

1.  $20x^3$     3.  $24x^2$     5. 8    7. 0    9.  $\frac{6}{x^4}$     11.  $\frac{-1}{4x^{3/2}}$

13.  $12x^2 + \frac{6}{x^3}$     15.  $\frac{-4}{25x^{9/5}}$     17.  $\frac{48}{x^5}$

19.  $14(x^2 + 3x)^5(13x^2 + 39x + 27)$

21.  $10(2x^2 - 3x + 1)^8(152x^2 - 228x + 85)$

23.  $\frac{3(x^2 + 2)}{4(x^2 + 1)^{5/4}}$     25.  $\frac{-2}{9x^{4/3}}$     27.  $\frac{45x^4 - 54x^2 - 3}{16(x^3 - x)^{5/4}}$

29.  $\frac{5}{8}x^{-3/4} - \frac{1}{4}x^{-3/2}$     31.  $24x^{-5} + 6x^{-4}$

33.  $24x - 2$     35.  $\frac{44}{(2x - 3)^3}$     37. 24    39.  $720x$

41.  $120x^{-6} + \frac{15}{16}x^{-7/2}$     43. 0    45. (a)  $v(t) = 3t^2 + 1$ ;

(b)  $a(t) = 6t$ ; (c)  $v(4) = 49$  ft/sec,  $a(4) = 24$  ft/sec<sup>2</sup>

47. (a)  $v(t) = 3$ ; (b)  $a(t) = 0$ ; (c)  $v(2) = 3$  mi/hr,

$a(2) = 0$  mi/hr<sup>2</sup>; (d)  $\frac{1}{2}$     49. (a) 144 ft; (b) 96 ft/sec;

(c) 32 ft/sec<sup>2</sup>    51.  $v(2) = 19.62$  m/sec,  $a(2) = 9.81$  m/sec<sup>2</sup>

53. (a) The velocity at  $t = 20$  sec is greater, since the slope of a tangent line is greater there. (b) The acceleration is positive, since the velocity (slope of a tangent line) is increasing over time.

55. (a) \$146,000/month, \$84,000/month, -\$4000/month;

(b) -\$68,000/month<sup>2</sup>, -\$56,000/month<sup>2</sup>, -\$32,000/month<sup>2</sup>;

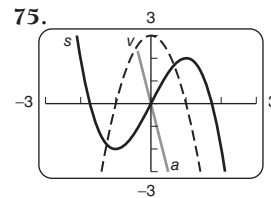
(c)  $\frac{1}{2}$     57. (a) 11.34, 1.98, 0.665; (b)  $-0.789, -0.0577, -0.0112$ ; (c)  $\frac{6}{(1 - x)^4}$     61.  $\frac{-15}{(2x - 1)^{7/2}}$

63.  $\frac{3x^{1/2} - 1}{2x^{3/2}(x^{1/2} - 1)^3}$     65.  $k(k - 1)(k - 2)(k - 3)(k - 4)x^{k-5}$

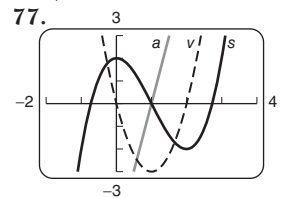
67.  $f'(x) = \frac{3}{(x + 2)^2}$ ,  $f''(x) = \frac{-6}{(x + 2)^3}$ ,  $f'''(x) = \frac{18}{(x + 2)^4}$ ,

$f^4(x) = \frac{-72}{(x + 2)^5}$     69. 2.29 sec    71. (a) 3.24 m;

(b) 3.24 m/sec; (c) 1.62 m/sec<sup>2</sup>; (d) It is the gravitational constant for the moon.    73. 42.33 ft/sec



$v(t)$  switches at  $t = 0$ .



$v(t)$  switches at  $t = 1$ .

**Chapter Review Exercises, p. 190**

1. False    2. False    3. True    4. False    5. True

6. True    7. False    8. True    9. (e)    10. (c)

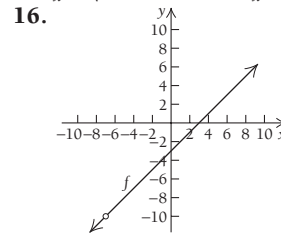
11. (a)    12. (f)    13. (b)    14. (d)

15. (a)

$x \rightarrow -7^-$	$f(x)$
-8	-11
-7.5	-10.5
-7.1	-10.1
-7.01	-10.01
-7.001	-10.001
-7.0001	-10.0001

$x \rightarrow -7^+$	$f(x)$
-6	-9
-6.5	-9.5
-6.9	-9.9
-6.99	-9.99
-6.999	-9.999
-6.9999	-9.9999

(b)  $\lim_{x \rightarrow -7^-} f(x) = -10$ ;  $\lim_{x \rightarrow -7^+} f(x) = -10$ ;  $\lim_{x \rightarrow -7} f(x) = -10$



17.  $\lim_{x \rightarrow -7} \frac{x^2 + 4x - 21}{x + 7} = \lim_{x \rightarrow -7} \frac{(x + 7)(x - 3)}{x + 7} =$

$\lim_{x \rightarrow -7} (x - 3) = -10$     18. -4    19. 10    20. -12

21. 3    22. Not continuous, since  $\lim_{x \rightarrow -2} g(x)$  does not exist

23. Continuous    24. -4    25. -4

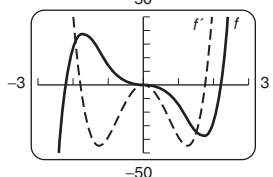
26. Continuous, since  $\lim_{x \rightarrow 1} g(x) = g(1)$     27. Does not exist

28. -2    29. Not continuous, since  $\lim_{x \rightarrow -2} g(x)$  does not exist

30. 2    31. -3    32.  $4x + 2h$     33.  $y = x - 1$     34. (4, 5)

**A-12 ANSWERS**

35.  $(5, -108)$  36.  $45x^4$  37.  $\frac{8}{3}x^{-2/3}$  38.  $\frac{24}{x^9}$  39.  $6x^{-3/5}$   
 40.  $0.7x^6 - 12x^3 - 3x^2$  41.  $\frac{5}{2}x^5 + 32x^3 - 2$  42.  $2x, x \neq 0$   
 43.  $\frac{-x^2 + 16x + 8}{(8-x)^2}$  44.  $2(5-x)(2x-1)^4(-7x+26)$   
 45.  $35x^4(x^5-3)^6$  46.  $\frac{x(11x+4)}{(4x+2)^{1/4}}$  47.  $-48x^{-5}$   
 48.  $3x^5 - 60x + 26$  49. (a)  $v(t) = 1 + 4t^3$ ; (b)  $a(t) = 12t^2$ ;  
 (c)  $v(2) = 33$  ft/sec,  $a(2) = 48$  ft/sec<sup>2</sup>  
 50. (a)  $A_C(x) = 5x^{-1/2} + 100x^{-1}$ ,  $A_R(x) = 40$ ,  
 $A_P(x) = 40 - 5x^{-1/2} - 100x^{-1}$ ; (b) average cost is dropping at  
 approximately \$1.33 per item. 51. (a)  $P'(t) = 100t$ ;  
 (b) 30,000; (c) 2000/yr 52.  $(f \circ g)(x) = 4x^2 - 4x + 6$ ;  
 $(g \circ f)(x) = -2x^2 - 9$  53.  $\frac{-9x^4 - 4x^3 + 9x + 2}{2\sqrt{1+3x(1+x^3)^2}}$   
 54.  $-0.25$  55.  $\frac{1}{6}$  56.



$(-1.7137, 37.445), (0, 0), (1.7137, -37.445)$

**Chapter 1 Test, p. 192**

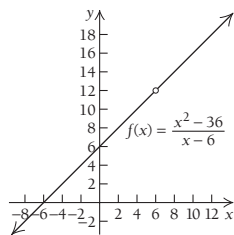
1. [1.1] (a)

$x \rightarrow 6^-$	$f(x)$
5	11
5.7	11.7
5.9	11.9
5.99	11.99
5.999	11.999
5.9999	11.9999

$x \rightarrow 6^+$	$f(x)$
7	13
6.5	12.5
6.1	12.1
6.01	12.01
6.001	12.001
6.0001	12.0001

(b)  $\lim_{x \rightarrow 6^-} f(x) = 12$ ;  $\lim_{x \rightarrow 6^+} f(x) = 12$ ;  $\lim_{x \rightarrow 6} f(x) = 12$

2. [1.1]



3. [1.2]  $\lim_{x \rightarrow 6} \frac{x^2 - 36}{x - 6} = \lim_{x \rightarrow 6} \frac{(x+6)(x-6)}{x-6} = \lim_{x \rightarrow 6} (x+6) = 12$

4. [1.1] Does not exist 5. [1.1] 0 6. [1.1] Does not exist

7. [1.1] 2 8. [1.1] 4 9. [1.1] 1 10. [1.1] 1

11. [1.1] 1 12. [1.2] Continuous 13. [1.2] Not continuous,  
 since  $\lim_{x \rightarrow 3} f(x)$  does not exist 14. [1.1, 1.2] Does not exist

15. [1.1, 1.2] 1 16. [1.1, 1.2] No 17. [1.1, 1.2] 3

18. [1.1, 1.2] 3 19. [1.1, 1.2] Yes 20. [1.1, 1.2] 6

21. [1.1, 1.2]  $\frac{1}{8}$  22. [1.1, 1.2] Does not exist, since

$\lim_{x \rightarrow 0^-} \frac{1}{x} \neq \lim_{x \rightarrow 0^+} \frac{1}{x}$  23. [1.3]  $4x + 3 + 2h$  24. [1.4]  $y = \frac{3}{4}x + 2$

25. [1.5]  $(0, 0), (2, -4)$  26. [1.5]  $23x^{22}$

27. [1.5]  $\frac{4}{3}x^{-2/3} + \frac{5}{2}x^{-1/2}$  28. [1.5]  $\frac{10}{x^2}$  29. [1.5]  $\frac{5}{4}x^{1/4}$

30. [1.5]  $-1.0x + 0.61$  31. [1.5]  $x^2 - 2x + 2$

32. [1.6]  $\frac{-6(x-2)}{x^4}$  33. [1.6]  $\frac{5}{(5-x)^2}$

34. [1.7]  $(x+3)^3(7-x)^4(-9x+13)$

35. [1.7]  $-5(x^5 - 4x^3 + x)^{-6}(5x^4 - 12x^2 + 1)$

36. [1.6, 1.7]  $\frac{2x^2 + 5}{\sqrt{x^2 + 5}}$  37. [1.8]  $24x$  38. [1.6] (a)  $A_R = 50$ ,

$A_C = x^{-1/3} + 750x^{-1}$ ,  $A_P = 50 - x^{-1/3} - 750x^{-1}$ ;

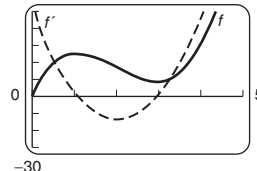
(b) average cost is dropping at approximately \$11.74 per item.

39. [1.5] (a)  $M'(t) = -0.003t^2 + 0.2t$ ; (b) 9;

(c) 1.7 words/min 40. [1.7]  $(f \circ g)(x) = 4x^6 - 2x^3$ ;

$(g \circ f)(x) = 2(x^2 - x)^3$  41. [1.6, 1.7]  $\frac{-1 - 9x}{2(1 - 3x)^{2/3}(1 + 3x)^{5/6}}$

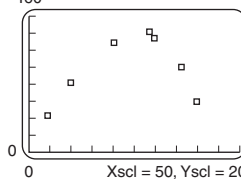
42. [1.2] 27 43. [1.5] 50



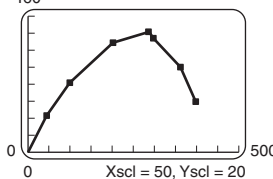
$(1.0836, 25.1029)$  and  $(2.9503, 8.6247)$  44. [1.5] 0.5

**Extended Technology Application p. 195**

1. 160



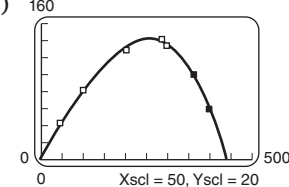
160



2. (a)  $y = -0.0000045x^3 + 0.000204x^2 + 0.7806x + 4.6048$ ;

(b) 160 (c) acceptable fit;

(d) about 441 ft;



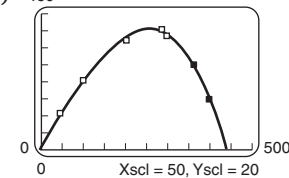
(e)  $dy/dx = -0.0000135x^2 + 0.000408x + 0.7806$ ;

(f) approximately  $(256, 142)$ ; at about 256 ft from home plate,  
 the ball reached its maximum height of approximately 142 ft.

3. (a)  $y = -0.0000000024x^4 - 0.0000026x^3 - 0.00026x^2$   
 $+ 0.8150x + 4.3026$ ;

(b) 160 (c) acceptable fit;

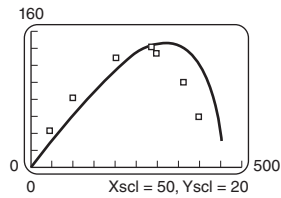
(d) about 440 ft;



(e)  $dy/dx = -0.0000000096x^3 - 0.0000078x^2 -$

$0.00053x + 0.815$ ; (f) approximately  $(257, 142)$ ; at about  
 257 ft from home plate, the ball reached its maximum height of  
 approximately 142 ft.

4. (a)



(b) 450 ft;

$$(c) \frac{dy}{dx} = \frac{303.75 - 0.003x^2}{\sqrt{202,500 - x^2}};$$

(d) approximately (318, 152); at about 318 ft from home plate, the ball reached its maximum height of approximately 152 ft.

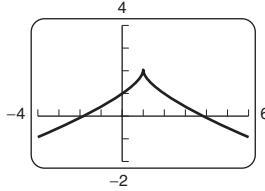
5. The two models are very similar. The main difference seems to be that the maximum height is reached further from home plate with the model in Exercise 4. 6. 466 ft, 442 ft, 430 ft

7. The estimate of the reporters is way off. Even with a low trajectory, the ball would at best have traveled a horizontal distance of about 526 ft. 8. (a) 523 ft; (b) 430 ft; (c) 464 ft (rounded)

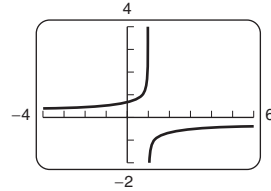
## Chapter 2

### Technology Connection, p. 208

1.  $f(x) = 2 - (x-1)^{2/3}$



2.  $f'(x) = -\frac{2}{3}(x-1)^{-1/3}$



The derivative is not defined at (1, 2).

### Technology Connection, p. 210

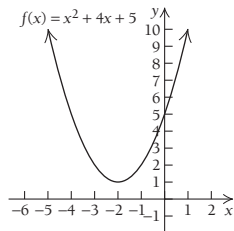
1. Relative maximum at (-1, 19); relative minimum at (2, -8)

### Technology Connection, p. 212

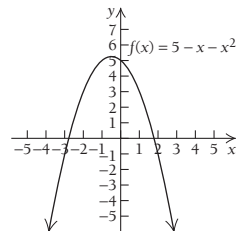
1-8. Left to the student

### Exercise Set 2.1, p. 212

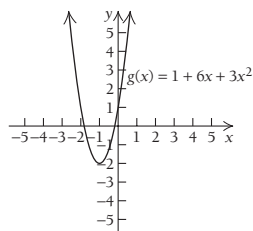
1. Relative minimum at (-2, 1)



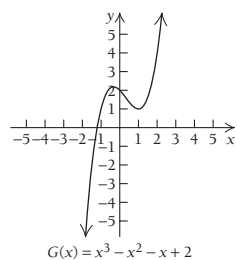
3. Relative maximum at (-1/2, 21/4)



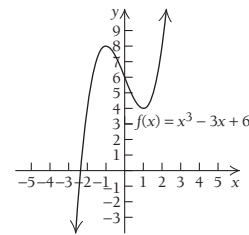
5. Relative minimum at (-1, -2)



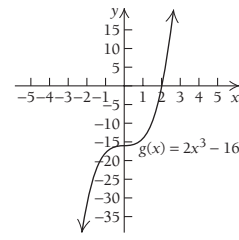
7. Relative minimum at (1, 1); relative maximum at (-1/3, 59/27)



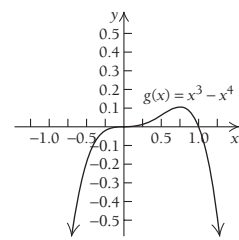
9. Relative minimum at (1, 4); relative maximum at (-1, 8)



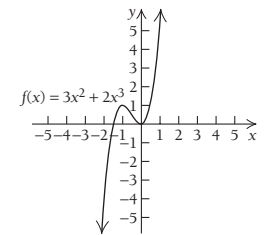
13. No relative extrema exist.



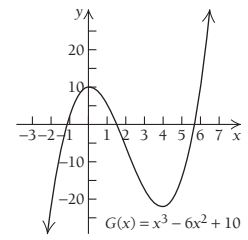
17. Relative maximum at (3/4, 27/256)



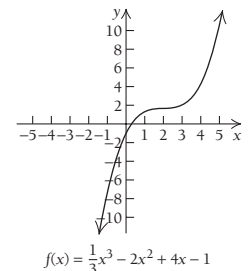
11. Relative minimum at (0, 0); relative maximum at (-1, 1)



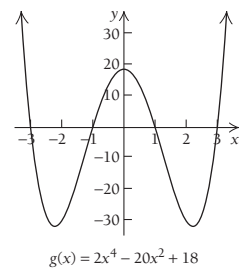
15. Relative minimum at (4, -22); relative maximum at (0, 10)



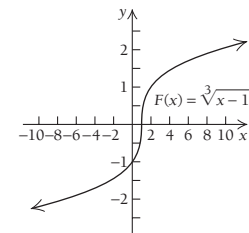
19. No relative extrema exist.



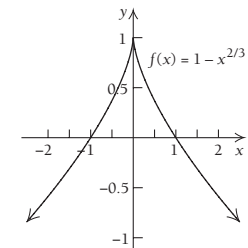
21. Relative minima at (-sqrt(5), -32) and (sqrt(5), -32); relative maximum at (0, 18)



23. No relative extrema exist.

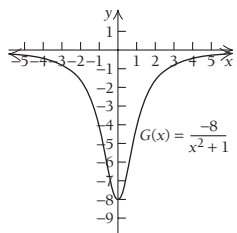


25. Relative maximum at (0, 1)

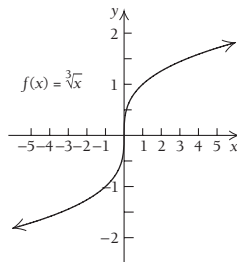


**A-14 ANSWERS**

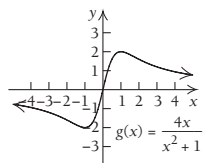
**27.** Relative minimum at  $(0, -8)$



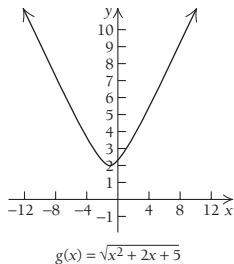
**31.** No relative extrema exist.



**29.** Relative minimum at  $(-1, -2)$ ; relative maximum at  $(1, 2)$

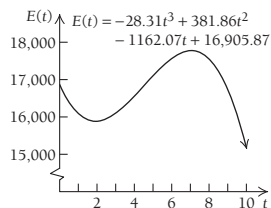


**33.** Relative minimum at  $(-1, 2)$



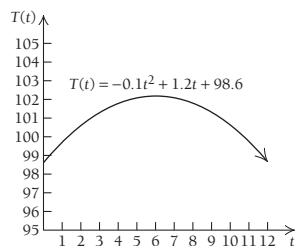
**35–83.** Left to the student.

**87.** Relative minimum at  $(1.94, 15,882)$ ; relative maximum at  $(7.05, 17,773)$



**85.**

**89.** Relative maximum at  $(6, 102.2)$

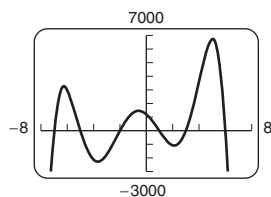


**91.** Increasing on  $(-1, \infty)$ , decreasing on  $(-\infty, -1)$ ; relative minimum at  $x = -1$ .

**93.** Increasing on  $(-\infty, 1)$ , decreasing on  $(1, \infty)$ ; relative maximum at  $x = 1$ .

**95.** Increasing on  $(-4, 2)$ , decreasing on  $(-\infty, -4)$  and  $(2, \infty)$ ; relative minimum at  $x = -4$ , relative maximum at  $x = 2$ .

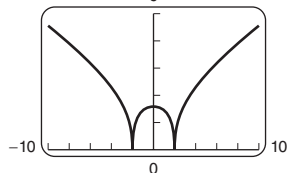
**97.**  $f(x) = -x^6 - 4x^5 + 54x^4 + 160x^3 - 641x^2 - 828x + 1200$



Relative minima at  $(-3.683, -2288.03)$  and  $(2.116, -1083.08)$ ; relative maxima at  $(-6.262, 3213.8)$  and  $(-0.559, 1440.06)$  and  $(5.054, 6674.12)$

**99.**

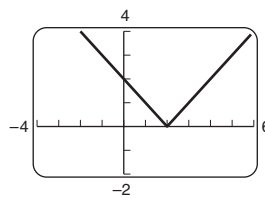
$$f(x) = \sqrt[3]{|4-x^2|} + 1$$



Relative minima at  $(-2, 1)$  and  $(2, 1)$ ; relative maximum at  $(0, 2.587)$

**101.**

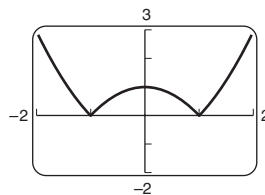
$$f(x) = |x-2|$$



Relative minimum at  $(2, 0)$ ; increasing on  $(2, \infty)$ ; decreasing on  $(-\infty, 2)$ ;  $f'$  does not exist at  $x = 2$

**103.**

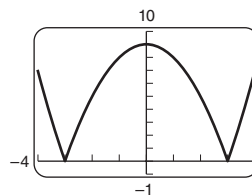
$$f(x) = |x^2 - 1|$$



Relative maximum at  $(0, 1)$ ; relative minima at  $(-1, 0)$  and  $(1, 0)$ ; increasing on  $(-1, 0)$  and  $(1, \infty)$ ; decreasing on  $(-\infty, -1)$  and  $(0, 1)$ ;  $f'$  does not exist at  $x = -1$  and  $x = 1$

**105.**

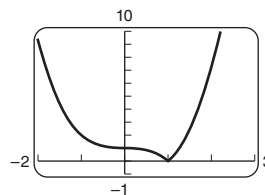
$$f(x) = |9 - x^2|$$



Relative maximum at  $(0, 9)$ ; relative minima at  $(-3, 0)$  and  $(3, 0)$ ; increasing on  $(-3, 0)$  and  $(3, \infty)$ ; decreasing on  $(-\infty, -3)$  and  $(0, 3)$ ;  $f'$  does not exist at  $x = -3$  and  $x = 3$

**107.**

$$f(x) = |x^3 - 1|$$



Relative minimum at  $(1, 0)$ ; increasing on  $(1, \infty)$ ; decreasing on  $(-\infty, 1)$ ;  $f'$  does not exist at  $x = 1$

**109.**

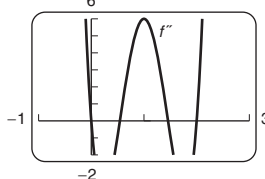
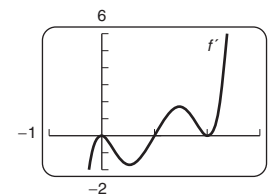
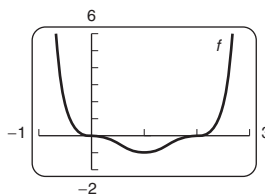
**111.**

**Technology Connection, p. 224**

Left to the student

**Technology Connection, p. 226**

**1.** Relative minimum at  $(1, -1)$ ; inflection points at  $(0, 0)$ ,  $(0.553, -0.512)$ ,  $(1.447, -0.512)$ , and  $(2, 0)$

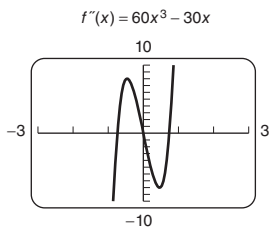
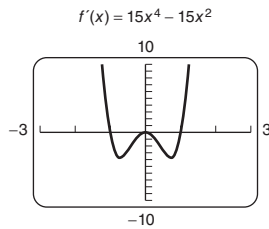
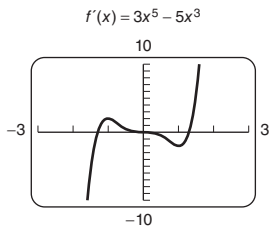


**Technology Connection, p. 230**

**1–8.** Left to the student



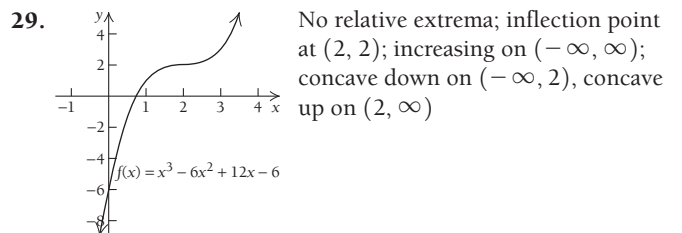
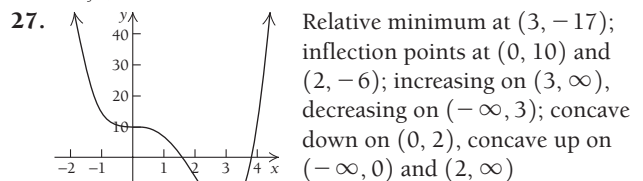
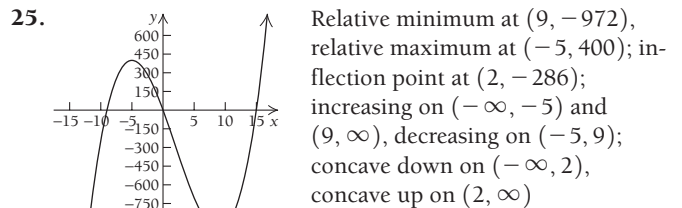
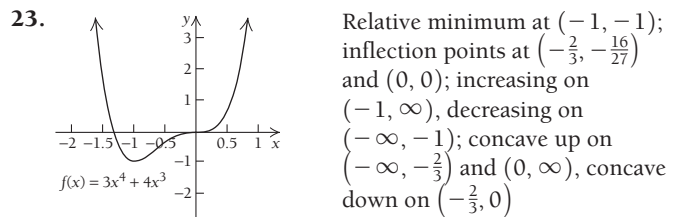
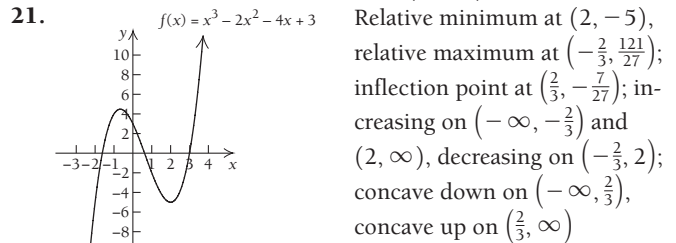
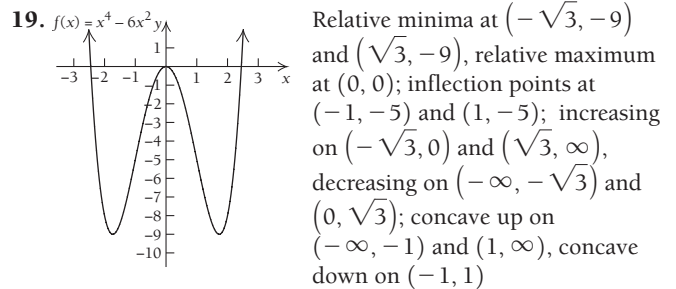
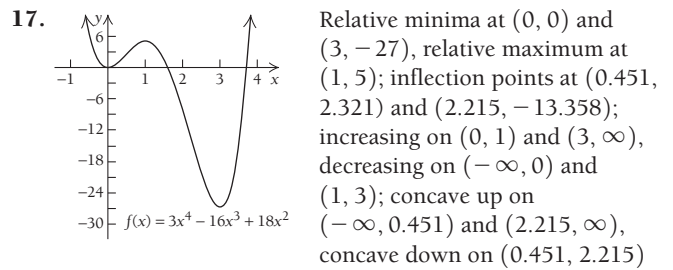
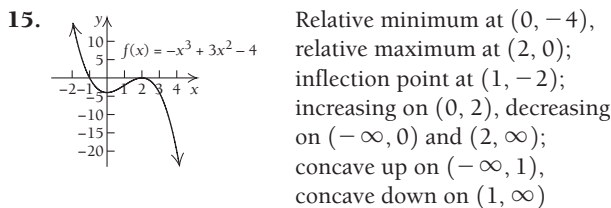
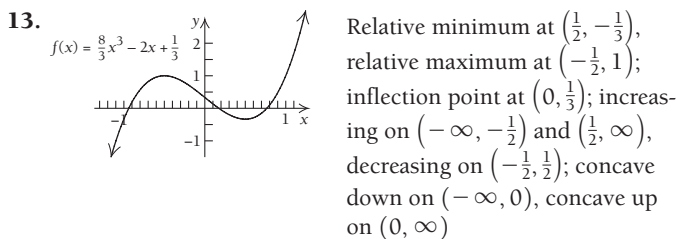
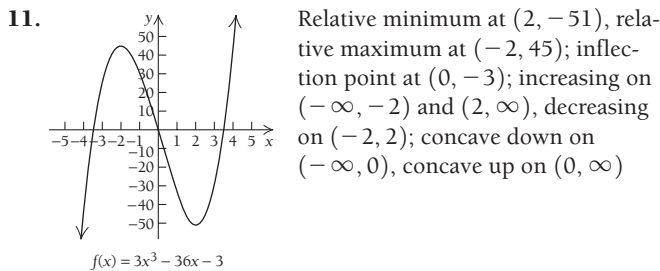
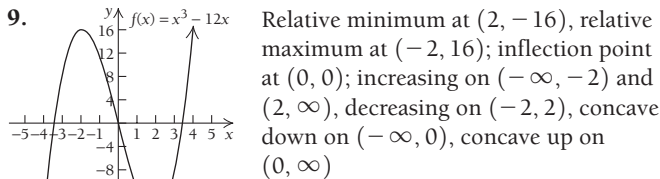
Technology Connection, p. 231



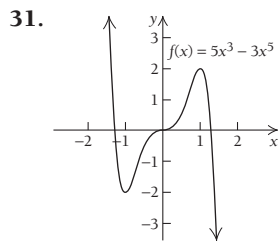
1. Critical values:  $-1, 0,$  and  $1$
2. Inflection points at  $-0.707, 0,$  and  $0.707$

Exercise Set 2.2, p. 231

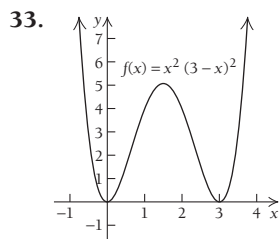
1. Relative maximum is  $f(0) = 5$ .
3. Relative minimum is  $f(\frac{1}{2}) = -\frac{1}{4}$ .
5. Relative maximum is  $f(\frac{4}{5}) = -\frac{19}{5}$ .
7. Relative minimum is  $f(\frac{1}{2}) = -1$ ; relative maximum is  $f(-\frac{1}{2}) = 3$ .



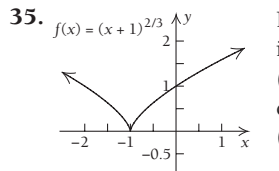
**A-16 ANSWERS**



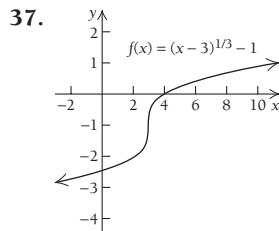
Relative minimum at  $(-1, -2)$ , relative maximum at  $(1, 2)$ ; inflection points at  $(-0.707, -1.237)$ ,  $(0, 0)$ , and  $(0.707, 1.237)$ ; increasing on  $(-1, 1)$ , decreasing on  $(-\infty, -1)$  and  $(1, \infty)$ ; concave down on  $(-0.707, 0)$  and  $(0, 0.707)$ , concave up on  $(-\infty, -0.707)$  and  $(0, 0.707)$



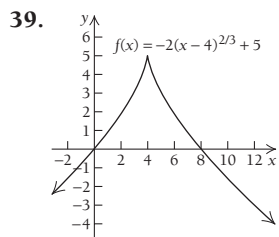
Relative minima at  $(0, 0)$  and  $(3, 0)$ , relative maximum at  $(\frac{3}{2}, \frac{16}{9})$ ; inflection points at  $(0.634, 2.25)$  and  $(2.366, 2.25)$ ; increasing on  $(0, \frac{3}{2})$  and  $(3, \infty)$ , decreasing on  $(-\infty, 0)$  and  $(\frac{3}{2}, 3)$ ; concave down on  $(0.634, 2.366)$ , concave up on  $(-\infty, 0.634)$  and  $(2.366, \infty)$



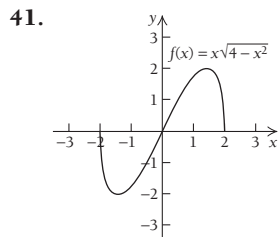
Relative minimum at  $(-1, 0)$ ; no inflection points; increasing on  $(-1, \infty)$ , decreasing on  $(-\infty, -1)$ ; concave down on  $(-\infty, -1)$  and  $(-1, \infty)$



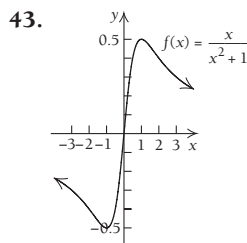
No relative extrema; inflection point at  $(3, -1)$ ; increasing on  $(-\infty, \infty)$ ; concave up on  $(-\infty, 3)$ , concave down on  $(3, \infty)$



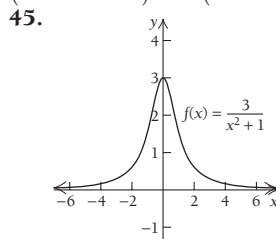
Relative maximum at  $(4, 5)$ ; no inflection points; increasing on  $(-\infty, 4)$ , decreasing on  $(4, \infty)$ ; concave up on  $(-\infty, 4)$  and  $(4, \infty)$



Relative minimum at  $(-\sqrt{2}, -2)$ , relative maximum at  $(\sqrt{2}, 2)$ ; inflection point at  $(0, 0)$ ; increasing on  $(-\sqrt{2}, \sqrt{2})$ , decreasing on  $(-2, -\sqrt{2})$  and  $(\sqrt{2}, 2)$ ; concave up on  $(-2, 0)$ , concave down on  $(0, 2)$

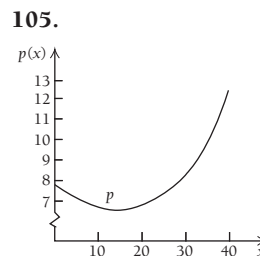
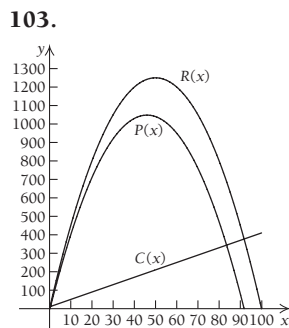


Relative minimum at  $(-1, -\frac{1}{2})$ , relative maximum at  $(1, \frac{1}{2})$ ; inflection points at  $(-\sqrt{3}, -\frac{\sqrt{3}}{4})$  and  $(0, 0)$  and  $(\sqrt{3}, \frac{\sqrt{3}}{4})$ ; increasing on  $(-1, 1)$ , decreasing on  $(-\infty, -1)$  and  $(1, \infty)$ ; concave up on  $(-\sqrt{3}, 0)$  and  $(\sqrt{3}, \infty)$ ; concave down on  $(-\infty, -\sqrt{3})$  and  $(0, \sqrt{3})$



Relative maximum at  $(0, 3)$ ; inflection points at  $(-\sqrt{\frac{1}{3}}, \frac{9}{4})$  and  $(\sqrt{\frac{1}{3}}, \frac{9}{4})$ ; increasing on  $(-\infty, 0)$ , decreasing on  $(0, \infty)$ ; concave up on  $(-\infty, -\sqrt{\frac{1}{3}})$  and  $(\sqrt{\frac{1}{3}}, \infty)$ , concave down on  $(-\sqrt{\frac{1}{3}}, \sqrt{\frac{1}{3}})$

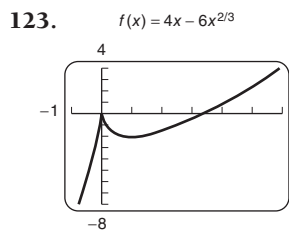
**47–101.** Left to the student



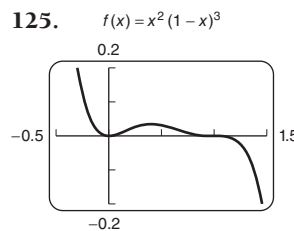
**107.** Radius =  $\frac{40}{3}$ , or  $13\frac{1}{3}$  mm **109.** **111.**

**113.** Left to the student **115.** False **117.** True

**119.** True **121.** True

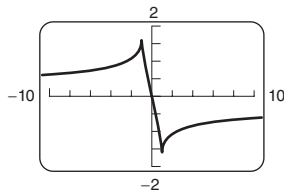


Relative maximum at  $(0, 0)$ ; relative minimum at  $(1, -2)$



Relative minimum at  $(0, 0)$ ; relative maximum at  $(0.4, 0.035)$

127.  $f(x) = (x-1)^{2/3} - (x+1)^{2/3}$



Relative maximum at  $(-1, 1.587)$ ;  
relative minimum at  $(1, -1.587)$

**Technology Connection, p. 237**

1. Vertical asymptotes:  $x = -7$  and  $x = 4$     2. Vertical asymptotes:  $x = 0$ ,  $x = 3$ , and  $x = -2$

**Technology Connection, p. 238**

1. and 2. Left to the student    3. 2    4. Left to the student

**Technology Connection, p. 239 (top)**

1. and 2. Left to the student

**Technology Connection, p. 239 (bottom)**

1. Horizontal asymptote:  $y = 0$     2. Horizontal asymptote:  $y = 3$     3. Horizontal asymptote:  $y = 0$     4. Horizontal asymptote:  $y = \frac{1}{2}$

**Technology Connection, p. 240 (top)**

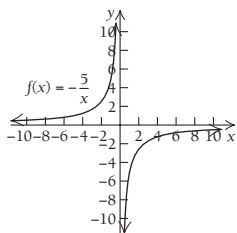
1.  $y = 3x - 1$     2.  $y = 5x$

**Technology Connection, p. 240 (bottom)**

1. x-intercepts:  $(0, 0)$ ,  $(3, 0)$ , and  $(-5, 0)$ ; y-intercept:  $(0, 0)$   
2. x-intercepts:  $(0, 0)$ ,  $(1, 0)$ , and  $(-3, 0)$ ; y-intercept:  $(0, 0)$

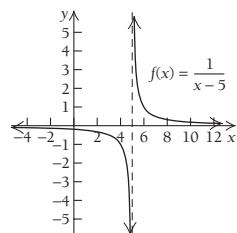
**Exercise Set 2.3, p. 247**

1.  $x = 5$     3.  $x = -3$  and  $x = 3$     5.  $x = 0$ ,  $x = 2$ , and  $x = 4$   
7.  $x = -1$     9. No vertical asymptotes    11.  $y = \frac{3}{4}$   
13.  $y = 0$     15.  $y = 5$     17. No horizontal asymptotes  
19.  $y = 0$     21.  $y = \frac{1}{2}$   
23.



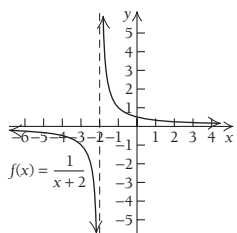
Increasing on  $(-\infty, 0)$  and  $(0, \infty)$   
No relative extrema  
Asymptotes:  $x = 0$  and  $y = 0$   
Concave up on  $(-\infty, 0)$ ;  
concave down on  $(0, \infty)$   
No intercepts

25.



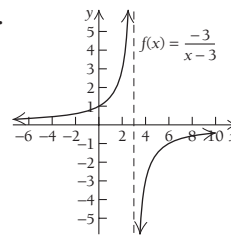
Decreasing on  $(-\infty, 5)$  and  $(5, \infty)$   
No relative extrema  
Asymptotes:  $x = 5$  and  $y = 0$   
Concave down on  $(-\infty, 5)$ ;  
concave up on  $(5, \infty)$   
y-intercept:  $(0, -\frac{1}{5})$

27.



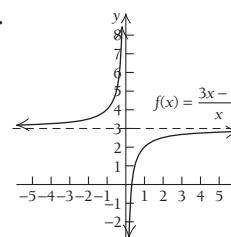
Decreasing on  $(-\infty, -2)$  and  $(-2, \infty)$   
No relative extrema  
Asymptotes:  $x = -2$  and  $y = 0$   
Concave down on  $(-\infty, -2)$ ;  
concave up on  $(-2, \infty)$   
y-intercept:  $(0, \frac{1}{2})$

29.



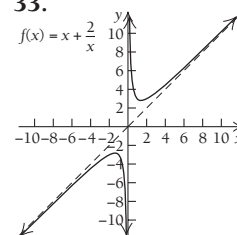
Increasing on  $(-\infty, 3)$  and  $(3, \infty)$   
No relative extrema  
Asymptotes:  $x = 3$  and  $y = 0$   
Concave up on  $(-\infty, 3)$ ; concave down on  $(3, \infty)$   
y-intercept:  $(0, 1)$

31.



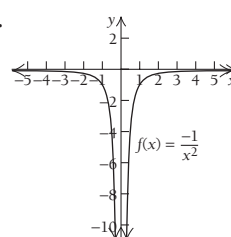
Increasing on  $(-\infty, 0)$  and  $(0, \infty)$   
No relative extrema  
Asymptotes:  $x = 0$  and  $y = 3$   
Concave up on  $(-\infty, 0)$ ; concave down on  $(0, \infty)$   
x-intercept:  $(\frac{1}{3}, 0)$

33.



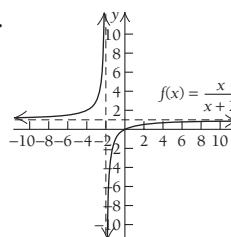
Increasing on  $(-\infty, -\sqrt{2})$  and  $(\sqrt{2}, \infty)$ ;  
decreasing on  $(-\sqrt{2}, 0)$  and  $(0, \sqrt{2})$   
Relative minimum at  $(\sqrt{2}, 2\sqrt{2})$ ;  
relative maximum at  $(-\sqrt{2}, -2\sqrt{2})$ ;  
Asymptotes:  $x = 0$  and  $y = x$   
Concave down on  $(-\infty, 0)$ ; concave up on  $(0, \infty)$   
No intercepts

35.



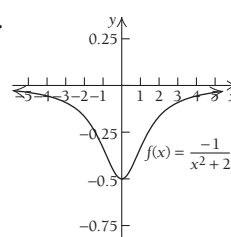
Decreasing on  $(-\infty, 0)$ ; increasing on  $(0, \infty)$   
No relative extrema  
Asymptotes:  $x = 0$  and  $y = 0$   
Concave down on  $(-\infty, 0)$  and  $(0, \infty)$   
No intercepts

37.



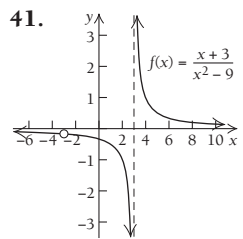
Increasing on  $(-\infty, -2)$  and  $(-2, \infty)$   
No relative extrema  
Asymptotes:  $x = -2$  and  $y = 1$   
Concave up on  $(-\infty, -2)$ ; concave down on  $(-2, \infty)$   
x- and y-intercept:  $(0, 0)$

39.

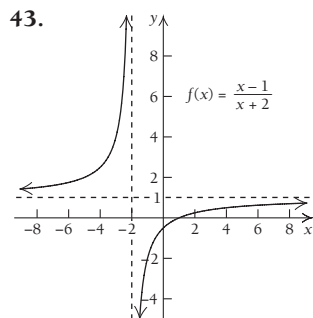


Decreasing on  $(-\infty, 0)$ ;  
increasing on  $(0, \infty)$   
Relative minimum at  $(0, -\frac{1}{2})$   
Asymptote:  $y = 0$   
Concave up on  $(-\sqrt{\frac{2}{3}}, \sqrt{\frac{2}{3}})$ ;  
concave down on  $(-\infty, -\sqrt{\frac{2}{3}})$   
and  $(\sqrt{\frac{2}{3}}, \infty)$   
Inflection points:  $(-\sqrt{\frac{2}{3}}, -\frac{3}{8})$   
and  $(\sqrt{\frac{2}{3}}, -\frac{3}{8})$   
y-intercept:  $(0, -\frac{1}{2})$

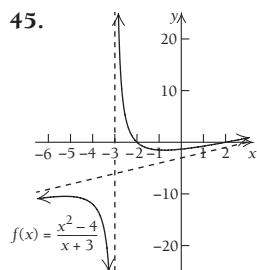
**A-18 ANSWERS**



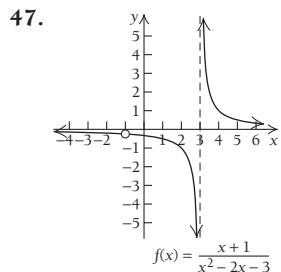
41. Decreasing on  $(-\infty, -3)$ ,  $(-3, 3)$ , and  $(3, \infty)$   
 No relative extrema  
 Asymptotes:  $x = 3$  and  $y = 0$   
 Concave down on  $(-\infty, -3)$  and  $(-3, 3)$ ; concave up on  $(3, \infty)$   
 y-intercept:  $(0, -\frac{1}{3})$



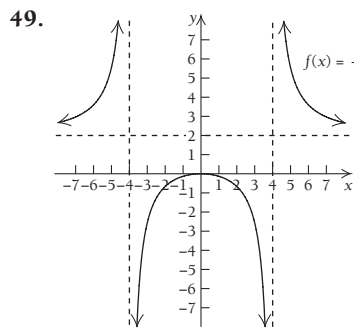
43. Increasing on  $(-\infty, -2)$  and  $(-2, \infty)$   
 No relative extrema  
 Asymptotes:  $x = -2$  and  $y = 1$   
 Concave up on  $(-\infty, -2)$ ; concave down on  $(-2, \infty)$   
 x-intercept:  $(1, 0)$ ; y-intercept:  $(0, -\frac{1}{2})$



45. Increasing on  $(-\infty, -3 - \sqrt{5})$  and  $(-3 + \sqrt{5}, \infty)$ , or approximately  $(-\infty, -5.236)$  and  $(-0.764, \infty)$ ; decreasing on  $(-3 - \sqrt{5}, -3)$  and  $(-3, -3 + \sqrt{5})$ , or approximately  $(-5.236, -3)$  and  $(-3, -0.764)$   
 Relative maximum at  $(-3 - \sqrt{5}, -6 - 2\sqrt{5})$  or approximately  $(-5.236, -10.472)$ ; relative minimum at  $(-3 + \sqrt{5}, -6 + 2\sqrt{5})$ , or approximately  $(-0.764, -1.528)$   
 Asymptotes:  $x = -3$  and  $y = x - 3$   
 Concave down on  $(-\infty, -3)$ ; concave up on  $(-3, \infty)$   
 x-intercepts:  $(-2, 0)$ ,  $(2, 0)$ ; y-intercept:  $(0, -\frac{4}{3})$

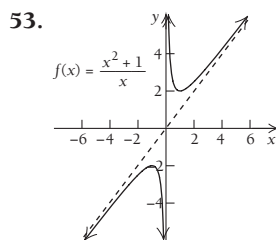
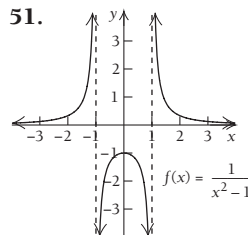


47. Decreasing on  $(-\infty, -1)$ ,  $(-1, 3)$ , and  $(3, \infty)$   
 No relative extrema  
 Asymptotes:  $x = 3$  and  $y = 0$   
 Concave down on  $(-\infty, -1)$  and  $(-1, 3)$ ; concave up on  $(3, \infty)$   
 y-intercept:  $(0, -\frac{1}{3})$

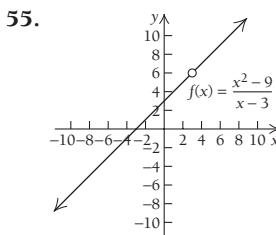


49. Increasing on  $(-\infty, -4)$  and  $(4, \infty)$ ; decreasing on  $(-4, 4)$   
 Relative maximum at  $(0, 0)$   
 Asymptotes:  $x = -4$ ,  $x = 4$ , and  $y = 2$   
 Concave up on  $(-\infty, -4)$  and  $(4, \infty)$ ; concave down on  $(-4, 4)$   
 x- and y-intercept:  $(0, 0)$

51. Increasing on  $(-\infty, -1)$  and  $(-1, 0)$ ; decreasing on  $(0, 1)$  and  $(1, \infty)$   
 Relative maximum at  $(0, -1)$   
 Asymptotes:  $x = -1$ ,  $x = 1$ , and  $y = 0$   
 Concave up on  $(-\infty, -1)$  and  $(1, \infty)$ ; concave down on  $(-1, 1)$   
 y-intercept:  $(0, -1)$



53. Increasing on  $(-\infty, -1)$  and  $(1, \infty)$ ; decreasing on  $(-1, 0)$  and  $(0, 1)$   
 Relative maximum at  $(-1, -2)$ ; relative minimum at  $(1, 2)$   
 Asymptotes:  $x = 0$  and  $y = x$   
 Concave down on  $(-\infty, 0)$ ; concave up on  $(0, \infty)$   
 No intercepts




55. Increasing on  $(-\infty, 3)$  and  $(3, \infty)$   
 No relative extrema  
 No asymptotes  
 No concavity  
 x-intercept:  $(-3, 0)$ ; y-intercept:  $(0, 3)$

57.  $f(x) = \frac{-2x}{x-2}$     59.  $g(x) = \frac{x^2-2}{x^2-1}$

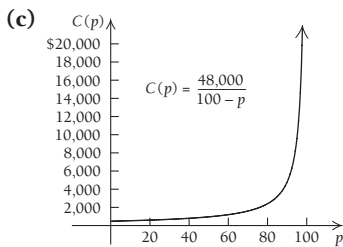
61.  $h(x) = \frac{x-9}{x^2+x-6}$

63. (a) \$50, \$37.24, \$32.64, \$26.37;  
 (b) maximum = 50 at  $t = 0$ ;



65. (a) \$480, \$600, \$2400, \$4800;    (b)  $[0, 100]$


(d)



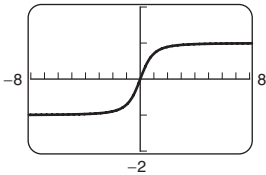
(d) 

67. (a) \$1.22, \$0.79, \$0.47; (b) 36.8 yr after 1970; (c) 0  
69. (a)

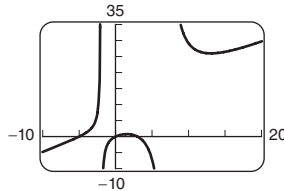
$n$	9	6	3	1	$2/3$	$1/3$
$E$	4.00	6.00	12.00	36.00	54.00	108.00

(b)  $\lim_{n \rightarrow 0} E(n) = \infty$ . The pitcher gives up one or more runs but gets no one out (0 innings pitched). (c)  $E = 2.00$ ; pitcher gave up an average of 2 earned runs per game (9 innings). 71.   
73. Does not exist 75.  $-\infty$  77.  $\frac{3}{2}$  79.  $-\infty$

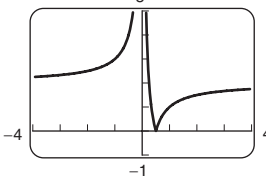
81.  $f(x) = \frac{x}{\sqrt{x^2 + 1}}$




83.  $f(x) = \frac{x^3 + 2x^2 - 15x}{x^2 - 5x - 14}$



85.  $f(x) = \left| \frac{1}{x} - 2 \right|$



87. 

89. (a)  (b)  $f'(x) = \frac{x^2 - 10x + 1}{(x^2 + x - 6)^2}$ ; critical

values:  $\sim 0.101$  and  $\sim 9.899$ ; (c) ; (d) ; (e) 

**Technology Connection, p. 253**

1. On  $[-2, 1]$ , absolute minimum is  $-8$  at  $x = -2$ , and absolute maximum is  $2.185$  at  $x = -0.333$ ; on  $[-1, 2]$ , absolute minimum is  $1$  at  $x = -1$  and  $x = 1$ , and absolute maximum is  $4$  at  $x = 2$

**Technology Connection, p. 254**

1. Absolute minimum:  $-4$  at  $x = 2$ ; no absolute maximum

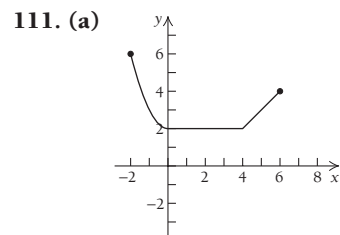
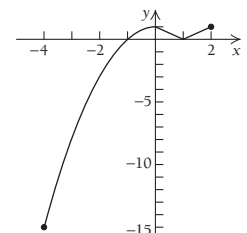
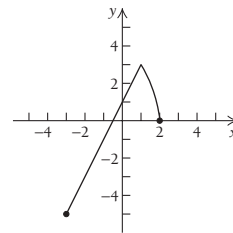
**Technology Connection, p. 256**

1. No absolute maximum; absolute minimum:  $6.325$  at  $x = 0.316$

**Exercise Set 2.4, p. 257**

1. (a) 55 mph (b) 5 mph (c) 25 mpg 3. Absolute maximum:  $5\frac{1}{4}$  at  $x = \frac{1}{2}$ ; absolute minimum:  $3$  at  $x = 2$   
5. Absolute maximum:  $4$  at  $x = 2$ ; absolute minimum:  $1$  at  $x = -1$  and  $x = 1$  7. Absolute maximum:  $\frac{86}{27}$  at  $x = -\frac{1}{3}$ ; absolute minimum:  $2$  at  $x = -1$  9. Absolute maximum:  $8$  at  $x = 3$ ; absolute minimum:  $-17$  at  $x = -2$   
11. Absolute maximum:  $15$  at  $x = -2$ ; absolute minimum:  $-13$  at  $x = 5$  13. Absolute maximum:  $-5$  for  $-1 \leq x \leq 1$ ; absolute minimum:  $-5$  for  $-1 \leq x \leq 1$

15. Absolute maximum:  $4$  at  $x = -1$ ; absolute minimum:  $-12$  at  $x = 3$  17. Absolute maximum:  $\frac{16}{5}$  at  $x = -\frac{1}{5}$ ; absolute minimum:  $-48$  at  $x = 3$  19. Absolute maximum:  $50$  at  $x = 5$ ; absolute minimum:  $-4$  at  $x = 2$  21. Absolute maximum:  $2$  at  $x = -1$ ; absolute minimum:  $-110$  at  $x = -5$  23. Absolute maximum:  $513$  at  $x = -8$ ; absolute minimum:  $-511$  at  $x = 8$   
25. Absolute maximum:  $17$  at  $x = 1$ ; absolute minimum:  $-15$  at  $x = -3$  27. Absolute maximum:  $32$  at  $x = -2$ ; absolute minimum:  $-\frac{27}{16}$  at  $x = \frac{3}{2}$  29. Absolute maximum:  $13$  at  $x = -2$  and  $x = 2$ ; absolute minimum:  $4$  at  $x = -1$  and  $x = 1$   
31. Absolute maximum:  $-1$  at  $x = 5$ ; absolute minimum:  $-5$  at  $x = -3$  33. Absolute maximum:  $20\frac{1}{20}$  at  $x = 20$ ; absolute minimum:  $2$  at  $x = 1$  35. Absolute maximum:  $\frac{4}{5}$  at  $x = -2$  and  $x = 2$ ; absolute minimum:  $0$  at  $x = 0$  37. Absolute maximum:  $3$  at  $x = 26$ ; absolute minimum:  $-1$  at  $x = -2$   
39–47. Left to the student 49. Absolute maximum:  $36$  at  $x = 6$  51. Absolute minimum:  $70$  at  $x = 10$  53. Absolute maximum:  $\frac{1}{3}$  at  $x = \frac{1}{2}$  55. Absolute maximum:  $900$  at  $x = 30$   
57. Absolute maximum:  $2\sqrt{3}$  at  $x = -\sqrt{3}$ ; absolute minimum:  $-2\sqrt{3}$  at  $x = \sqrt{3}$  59. Absolute maximum:  $5700$  at  $x = 2400$   
61. Absolute minimum:  $-55\frac{1}{3}$  at  $x = 1$  63. Absolute maximum:  $2000$  at  $x = 20$ ; absolute minimum:  $0$  at  $x = 0$  and  $x = 30$  65. Absolute minimum:  $24$  at  $x = 6$  67. Absolute minimum:  $108$  at  $x = 6$  69. Absolute maximum:  $3$  at  $x = -1$ ; absolute minimum:  $-\frac{3}{8}$  at  $x = \frac{1}{2}$  71. Absolute maximum:  $2$  at  $x = 8$ ; absolute minimum:  $0$  at  $x = 0$   
73. No absolute maximum or minimum 75. Absolute maximum:  $-1$  at  $x = 1$ ; absolute minimum:  $-5$  at  $x = -1$   
77. No absolute maximum; absolute minimum:  $-5$  at  $x = -1$   
79. Absolute maximum:  $1$  at  $x = -1$  and  $x = 1$ ; absolute minimum:  $0$  at  $x = 0$  81. No absolute maximum or minimum  
83. Absolute maximum:  $-\frac{10}{3} + 2\sqrt{3}$  at  $x = 2 - \sqrt{3}$ ; absolute minimum:  $-\frac{10}{3} - 2\sqrt{3}$  at  $x = 2 + \sqrt{3}$  85. No absolute maximum; absolute minimum:  $-1$  at  $x = -1$  and  $x = 1$   
87–95. Left to the student 97. 1430 units; 25 yr of service  
99. 1986 101. 1999; 37.4 billion barrels  
103. (a)  $P(x) = -\frac{1}{2}x^2 + 400x - 5000$ ; (b) 400 items  
105. About 1.26 at  $x = \frac{1}{9}$  cc, or about 0.11 cc  
107. Absolute maximum: 109. Absolute maxima:  $1$  at  $x = 0$  and  $1$  at  $x = 2$ ; absolute minimum:  $-15$  at  $x = -4$   
 $-5$  at  $x = -3$



(b) Absolute maximum:  $6$  at  $x = -2$ ; (c)  $f(x) = 2$  over  $[0, 4]$   
113. Absolute maximum:  $3\sqrt{6}$  at  $x = 3$ ; absolute minimum:  $-2$  at  $x = -2$   
115. Minimum:  $\$20,000$  at  $x = 7$  “quality units”

117. 119. (a) 2.755 billion barrels in 1981; (b) 0.0765 billion barrels/yr; 0.1014 billion barrels/yr 121. No absolute maximum; absolute minimum: 0 at  $x = 1$   
 123. (a)  $P(t) = t + 8.857$ ;  $P(7) = 15.857$  mm Hg;  
 (b)  $P(t) = 0.117t^4 - 1.520t^3 + 6.193t^2 - 7.018t + 10.009$ ;  
 $P(7) = 24.86$  mm Hg;  $P(0.765) = 7.62$  mm Hg is the smallest contraction

**Technology Connection, p. 263**

1.

$x$	$y = 20 - x$	$A = x(20 - x)$
0	20	0
4	16	64
6.5	13.5	87.75
8	12	96
10	10	100
12	8	96
13.2	6.8	89.76
20	0	0

2. Left to the student 3. Maximum: 100 at  $x = 10$

**Technology Connection, p. 264**

1.

$x$	$8 - 2x$	$4x^3 - 32x^2 + 64x$
0	8	0
0.5	7	24.5
1.0	6	36
1.5	5	37.5
2.0	4	32
2.5	3	22.5
3.0	2	12
3.5	1	3.5
4.0	0	0

2. Left to the student 3. Maximum: about 37.9 at  $x \approx 1.33$

**Technology Connection, p. 271**

1. Left to the student 2. Minimum: \$23,500 at  $x = 100$ , yes

**Exercise Set 2.5, p. 273**

1. Maximum  $Q = 625$ ;  $x = 25$ ,  $y = 25$  3.   
 5. Minimum product =  $-4$ ;  $x = 2$ ,  $y = -2$   
 7. Maximum  $Q = \frac{1}{4}$ ;  $x = \frac{1}{2}$ ,  $y = \sqrt{\frac{1}{2}}$  9. Minimum  $Q = 30$ ;  
 $x = 3$ ,  $y = 2$  11. Maximum  $Q = 21\frac{1}{3}$ ;  $x = 2$ ,  $y = 10\frac{2}{3}$   
 13. Maximum area =  $4050 \text{ yd}^2$ ; width is 45 yd, and length  
 (parallel to shoreline) is 90 yd 15.  $x = 13.5 \text{ ft}$ ,  $y = 13.5 \text{ ft}$ ;

- maximum area =  $182.25 \text{ ft}^2$  17. Dimensions:  $33\frac{1}{3} \text{ cm}$  by  
 $33\frac{1}{3} \text{ cm}$  by  $8\frac{1}{3} \text{ cm}$ ; maximum volume =  $9259\frac{7}{27} \text{ cm}^3$   
 19. Dimensions: 5 in. by 5 in. by 2.5 in.; minimum surface  
 area =  $75 \text{ in}^2$  21. Dimensions: 2.08 yd by 4.16 yd by  
 1.387 yd 23. \$1048; 46 units 25. \$19; 70 units  
 27. \$5481; 1667 units 29. (a)  $R(x) = x(150 - 0.5x)$ ;  
 (b)  $P(x) = -0.75x^2 + 150x - 4000$ ; (c) 100 suits;  
 (d) \$3500; (e) \$100/suit 31. \$12.75/ticket; 57,500 people  
 33. 25 trees/acre 35. (a)  $q(x) = 3.13 - 0.04x$ ; (b) \$39.13  
 37. 4 ft by 4 ft by 20 ft 39. Order 5 times/yr; lot size is 20.  
 41. Order 12 times/yr; lot size is 60. 43. Order 8 times/yr;  
 lot size is 32. 45.  $r \approx 3.414 \text{ in.}$ ,  $h \approx 6.828 \text{ in.}$   
 47.  $r \approx 2.879 \text{ in.}$ ,  $h \approx 9.598 \text{ in.}$  49. 14 in. by 14 in. by 28 in.,  
 51.  $x \approx 3.36 \text{ ft}$ ,  $y \approx 3.36 \text{ ft}$  53.  $\sqrt[3]{0.1}$ , or approximately 0.4642  
 55. 9% 57.  $S$  is 3.25 mi downshore from  $A$ .

59.  $x = \frac{bp}{a + b}$  61. (a)  $A'(x) = \frac{x' \cdot C'(x) - C(x)}{x^2}$ ;

(b)  $A'(x_0) = 0 = \frac{x_0 \cdot C'(x_0) - C(x_0)}{x_0^2}$ ; solving for  $C'(x_0)$ ,

we get  $C'(x_0) = \frac{C(x_0)}{x_0} = A(x_0)$ . 63.  $x = -\sqrt{2}$ ,  $y = 0$ ,

$Q = -3\sqrt{2} \approx -4.24$  65. Order 25 times; lot size: 100 units

**Technology Connection, p. 279 (top)**

1.  $P(x) = -3 + 40x - 0.5x^2$ ;  $R(40) = 1200$ ,  $C(40) = 403$ ,  
 $P(40) = 797$ ,  $R'(40) = 10$ ,  $C'(40) = 10$ ,  $P'(40) = 0$ ;  
 marginal cost is constant.

**Technology Connection, p. 279 (bottom)**

1.  $P'(50) = \$140/\text{unit}$ ;  $P(51) - P(50) = \$217/\text{unit}$

**Exercise Set 2.6, p. 285**

1. (a)  $P(x) = -0.001x^2 + 3.8x - 60$ ;  
 (b)  $R(100) = \$500$ ,  $C(100) = \$190$ ,  $P(100) = \$310$ ;  
 (c)  $R'(x) = 5$ ;  $C'(x) = 0.002x + 1.2$ ;  $P'(x) = -0.002x + 3.8$ ;  
 (d)  $R'(100) = \$5$ ,  $C'(100) = \$1.40$ ,  $P'(100) = \$3.60$ ;  
 (e) 3. (a) \$1234.38; (b) \$24.52; (c) \$24.38; (d) \$48.75;  
 (e) \$1283.13 5. (a) \$1799; (b) \$235.88; (c) \$75.40;  
 (d)  $R(71) = \$1874.40$ ,  $R(72) = \$1949.80$ ,  $R(73) = \$2025.20$   
 7. (a) \$4572.78; (b) \$594.03; (c) \$593.63; (d) \$5166.41  
 9. If the price increases from \$1000 to \$1001, sales will decrease  
 by 100 units. 11. \$2.01; \$2.00 13. \$2; \$2  
 15. (a)  $P(x) = -0.01x^2 + 1.4x - 30$ ; (b)  $-\$0.01$ ; \$0  
 17. (a)  $dD/dp = 0.021p^2 - p + 150$ ; (b) 3547 units; (c)   
 (d) 19.  $-\$0.01$  21. \$491.03 billion 23.   
 25. About \$0.21 paid in taxes per dollar earned  
 27. 0.0401; 0.04 29. 0.2816; 0.28 31.  $-0.556$ ;  $-1$   
 33. 6; 6 35. 5.1 37. 10.1 39. 10.017

41.  $\frac{1}{2\sqrt{x+1}} dx$  43.  $9x^2\sqrt{2x^3+1} dx$  45.  $\frac{1}{5(x+27)^{4/5}} dx$

47.  $(4x^3 - 6x^2 + 10x + 3) dx$  49. 3.1 51. 7.2  
 53. 657.00 55.  $-0.01345 \text{ m}^2$  57. The concentration

changes more from 1 hr to 1.1 hr 59.  $\frac{10}{2\pi} = 1.59 \text{ ft}$

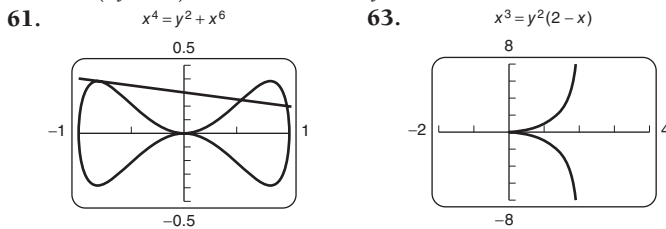
61. (a)  $dA = 628 \text{ ft}^2$  (b) 3 extra cans (c) \$90

63.  $R'(x) = 100 - \frac{3\sqrt{x}}{2}$  65.  $R'(x) = 500 - 2x$

67.  $R'(x) = 5$  69.

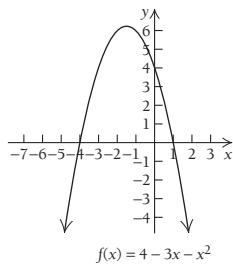
Exercise Set 2.7, p. 292

1.  $\frac{-x^2}{2y^2}; -2$    3.  $\frac{4x}{9y^2}; -\frac{8}{9}$    5.  $\frac{x}{y}; \sqrt{\frac{3}{2}}$    7.  $\frac{-y}{2x}; \frac{1}{4}$   
 9.  $\frac{3x - 2y^2}{2xy}; -\frac{1}{12}$    11.  $\frac{1 - y}{x + 2}; -\frac{1}{9}$    13.  $\frac{6x^2 - 2xy}{x^2 - 3y^2}; -\frac{36}{23}$   
 15.  $\frac{-y}{x}$    17.  $\frac{x}{y}$    19.  $\frac{3x^2}{5y^4}$    21.  $\frac{-3xy^2 - 2y}{4x^2y + 3x}$   
 23.  $\frac{3}{3p^2 + 1}$    25.  $\frac{-p}{3x}$    27.  $\frac{2 - p}{x - 2}$    29.  $\frac{-p - 4}{x + 3}$    31.  $-\frac{3}{4}$   
 33. \$400/day, \$80/day, \$320/day   35. \$16/day, \$8/day, \$8/day  
 37. -1.18 sales/day   39. -21,830 mi<sup>2</sup>/yr   41. Decreasing by 0.0256 m<sup>2</sup>/month   43. (a)  $\frac{dV}{dt} = 952.38R \frac{dR}{dt}$   
 (b) 0.0143 mm/sec<sup>2</sup>   45.  $-2\frac{1}{12}$  ft/sec   47. 494.8 cm<sup>3</sup>/week  
 49.  $\frac{-y^3}{x^3}$    51.  $\frac{2x}{y(x^2 + 1)^2}$ , or  $\frac{x(1 - y^2)}{y(1 + x^2)}$   
 53.  $\frac{5x^4 - 3(x - y)^2 - 3(x + y)^2}{3(x + y)^2 - 3(x - y)^2 - 5y^4}$ , or  $\frac{6y^2 - 5x^4 + 6x^2}{y(5y^3 - 12x)}$   
 55.  $\frac{-6(y^2 - xy + x^2)}{(2y - x)^3}$    57.  $\frac{2x(y^3 - x^3)}{y^5}$    59.

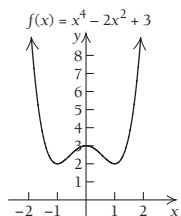


Chapter Review Exercises, p. 301

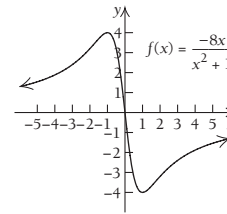
1. (g)   2. (e)   3. (f)   4. (a)   5. (b)   6. (d)   7. (c)  
 8. False   9. False   10. True   11. False   12. False  
 13. False   14. Relative maximum:  $\frac{25}{4}$  at  $x = -\frac{3}{2}$



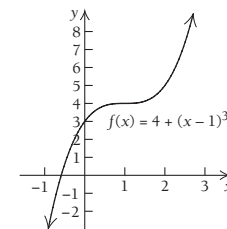
15. Relative minima: 2 at  $x = -1$  and 2 at  $x = 1$ ; relative maximum: 3 at  $x = 0$



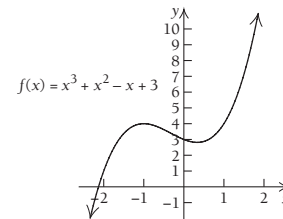
16. Relative minimum: -4 at  $x = 1$ ; relative maximum: 4 at  $x = -1$



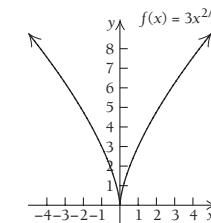
17. No relative extrema



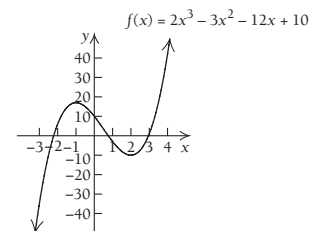
18. Relative minimum:  $\frac{76}{27}$  at  $x = \frac{1}{3}$ ; relative maximum: 4 at  $x = -1$



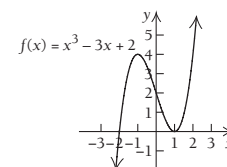
19. Relative minimum: 0 at  $x = 0$

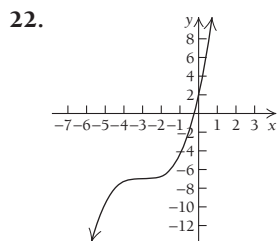


20. Relative maximum: 17 at  $x = -1$ ; relative minimum: -10 at  $x = 2$



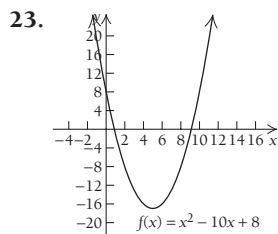
21. Relative maximum: 4 at  $x = -1$ ; relative minimum: 0 at  $x = 1$





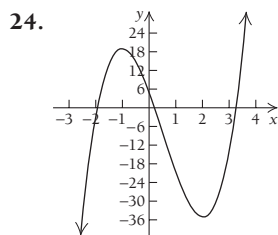
$$f(x) = \frac{1}{3}x^3 + 3x^2 + 9x + 2$$

No relative extrema  
 Inflection point at  $(-3, -7)$   
 Increasing on  $(-\infty, \infty)$   
 Concave down on  $(-\infty, -3)$ ;  
 concave up on  $(-3, \infty)$



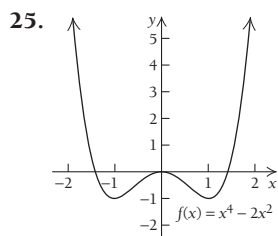
$$f(x) = x^2 - 10x + 8$$

Relative minimum:  $-17$  at  $x = 5$   
 Decreasing on  $(-\infty, 5)$ ; increasing  
 on  $(5, \infty)$   
 Concave up on  $(-\infty, \infty)$



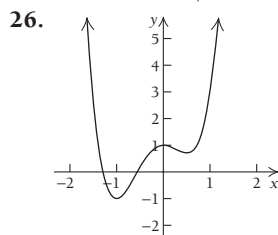
$$f(x) = 4x^3 - 6x^2 - 24x + 5$$

Relative minimum:  $-35$  at  $x = 2$ ;  
 relative maximum:  $19$  at  $x = -1$   
 Inflection point at  $(\frac{1}{2}, -8)$   
 Increasing on  $(-\infty, -1)$  and  
 $(2, \infty)$ ; decreasing on  $(-1, 2)$   
 Concave down on  $(-\infty, \frac{1}{2})$ ;  
 concave up on  $(\frac{1}{2}, \infty)$



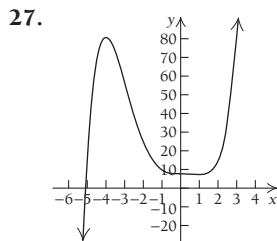
$$f(x) = x^4 - 2x^2$$

Relative minima:  $-1$  at  $x = -1$  and  $-1$  at  $x = 1$ ;  
 relative maximum:  $0$  at  $x = 0$   
 Inflection points at  $(-\sqrt{\frac{1}{3}}, -\frac{5}{9})$  and  $(\sqrt{\frac{1}{3}}, -\frac{5}{9})$   
 Increasing on  $(-1, 0)$  and  $(1, \infty)$ ;  
 decreasing on  $(-\infty, -1)$  and  $(0, 1)$   
 Concave up on  $(-\infty, -\sqrt{\frac{1}{3}})$  and  $(\sqrt{\frac{1}{3}}, \infty)$ ;  
 concave down on  $(-\sqrt{\frac{1}{3}}, \sqrt{\frac{1}{3}})$



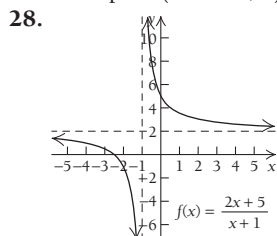
$$f(x) = 3x^4 + 2x^3 - 3x^2 + 1$$

Relative minima:  $-1$  at  $x = -1$  and  $\frac{11}{16}$  at  $x = \frac{1}{2}$ ;  
 relative maximum:  $1$  at  $x = 0$   
 Inflection points at  $(-0.608, -0.147)$  and  $(0.274, 0.833)$   
 Increasing on  $(-1, 0)$  and  $(\frac{1}{2}, \infty)$ ;  
 decreasing on  $(-\infty, -1)$  and  $(0, \frac{1}{2})$   
 Concave down on  $(-0.608, 0.274)$ ; concave up on  
 $(-\infty, -0.608)$  and  $(0.274, \infty)$



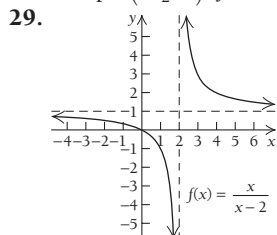
$$f(x) = \frac{1}{5}x^5 + \frac{3}{4}x^4 - \frac{4}{3}x^3 + 8$$

Relative minimum:  $\frac{457}{60}$  at  $x = 1$ ;  
 relative maximum:  $\frac{1208}{15}$  at  $x = -4$   
 Inflection points at  $(-2.932, 53.701)$ ,  $(0, 8)$ , and  $(0.682, 7.769)$   
 Increasing on  $(-\infty, -4)$  and  $(1, \infty)$ ; decreasing on  $(-4, 1)$   
 Concave down on  $(-\infty, -2.932)$  and  $(0, 0.682)$ ;  
 concave up on  $(-2.932, 0)$  and  $(0.682, \infty)$



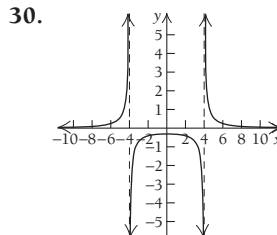
$$f(x) = \frac{2x+5}{x+1}$$

No relative extrema  
 Decreasing on  $(-\infty, -1)$  and  $(-1, \infty)$   
 Concave down on  $(-\infty, -1)$ ; concave up on  $(-1, \infty)$   
 Asymptotes:  $x = -1$  and  $y = 2$   
 x-intercept:  $(-\frac{5}{2}, 0)$ ; y-intercept:  $(0, 5)$



$$f(x) = \frac{x}{x-2}$$

No relative extrema  
 Decreasing on  $(-\infty, 2)$  and  $(2, \infty)$   
 Concave down on  $(-\infty, 2)$ ; concave up on  $(2, \infty)$   
 Asymptotes:  $x = 2$  and  $y = 1$   
 x-intercept:  $(0, 0)$ ; y-intercept:  $(0, 0)$

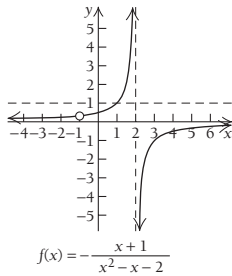


$$f(x) = \frac{5}{x^2-16}$$

Relative maximum at  $(0, -\frac{5}{16})$   
 Decreasing on  $(0, 4)$  and  $(4, \infty)$ ;  
 increasing on  $(-\infty, -4)$  and  $(-4, 0)$   
 Concave down on  $(-4, 4)$ ; concave up on  $(-\infty, -4)$  and  $(4, \infty)$   
 Asymptotes:  $x = -4$ ,  $x = 4$ , and  $y = 0$   
 y-intercept:  $(0, -\frac{5}{16})$



31.



No relative extrema

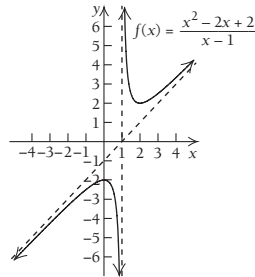
Increasing on  $(-\infty, -1)$ ,  $(-1, 2)$ , and  $(2, \infty)$

Concave up on  $(-\infty, -1)$  and  $(-1, 2)$ ; concave down on  $(2, \infty)$

Asymptotes;  $x = 2$  and  $y = 0$

y-intercept:  $(0, \frac{1}{2})$

32.



Relative minimum at  $(2, 2)$ ; relative maximum at  $(0, -2)$

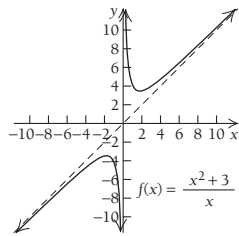
Decreasing on  $(0, 1)$  and  $(1, 2)$ ; increasing on  $(-\infty, 0)$  and  $(2, \infty)$

Concave down on  $(-\infty, 1)$ ; concave up on  $(1, \infty)$

Asymptotes:  $x = 1$  and  $y = x - 1$

y-intercept:  $(0, -2)$

33.



Relative minimum at  $(\sqrt{3}, 2\sqrt{3})$ ; relative maximum at  $(-\sqrt{3}, -2\sqrt{3})$

Decreasing on  $(-\sqrt{3}, 0)$  and  $(0, \sqrt{3})$ ; increasing on  $(-\infty, -\sqrt{3})$  and  $(\sqrt{3}, \infty)$

Concave down on  $(-\infty, 0)$ ; concave up on  $(0, \infty)$

Asymptotes:  $x = 0$  and  $y = x$

No intercepts

34. Absolute maximum: 66 at  $x = 3$ ; absolute minimum: 2 at  $x = 1$

35. Absolute maximum:  $75\frac{23}{27}$  at  $x = \frac{16}{3}$ ; absolute minima:

0 at  $x = 0$  and  $x = 8$

36. No absolute maxima; absolute minimum:  $10\sqrt{2}$  at  $x = 5\sqrt{2}$

37. No absolute maxima; absolute minima: 0 at  $x = -1$  and  $x = 1$

38. 30 and 30

39.  $Q = -1$  when  $x = -1$  and  $y = -1$

40. Maximum profit is \$451 when 30 units are produced and sold.

41. 10 ft by 10 ft by 25 ft

42. Order 12 times per year with a lot size of 30

43. (a) \$108; (b) \$1/dinner; (c) \$109

44.  $\Delta y = -0.335$ ,  $dy = -0.35$

45. (a)  $(6x^2 + 1) dx$ ; (b) 0.25

46. 9.111

47.  $dV = \pm 240,000 \text{ ft}^3$

48.  $\frac{-3y - 2x^2}{2y^2 + 3x}; \frac{4}{5}$

49.  $-1.75 \text{ ft/sec}$

50. \$600/day, \$450/day, \$150/day

51. No maximum; absolute

minimum: 0 at  $x = 3$

52. Absolute maxima: 4 at  $x = 2$  and  $x = 6$ ; absolute minimum:  $-2$  at  $x = -2$

53.  $3x^5 - 2(x - y)^3 - 2(x + y)^3$

54. Relative maximum at  $(0, 0)$ ; relative minima at  $(-9, -9477)$  and  $(15, -37,125)$

55.  $f(x) = \frac{3x + 3}{x + 2}$  (answers may vary)

56. Relative maxima at  $(-1.714, 37.445)$ ; relative minimum at  $(1.714, -37.445)$

57. Relative maximum at  $(0, 1.08)$ ; relative minima at  $(-3, -1)$  and  $(3, -1)$

58. (a) Linear:  $y = 6.998187602x - 124.6183581$

Quadratic:  $y = 0.0439274846x^2 + 2.881202838x - 53.51475166$

Cubic:  $y = -0.0033441547x^3 + 0.4795643605x^2 - 11.35931622x + 5.276985809$

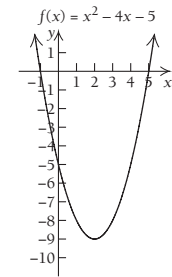
Quartic:  $y = -0.00005539834x^4 + 0.0067192294x^3 - 0.0996735857x^2 - 0.8409991942x - 0.246072967$

(b) The quartic function best fits the data. (c) The domain is  $[26, 102]$ . Very few women outside of the age range from 26 to 102 years old develop breast cancer. (d) Maximum: 466 per 100,000 women at  $x = 79.0$  years old

### Chapter 2 Test, p. 303

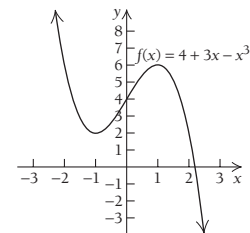
1. [2.1, 2.2] Relative minimum:  $-9$  at  $x = 2$

Decreasing on  $(-\infty, 2)$  increasing on  $(2, \infty)$



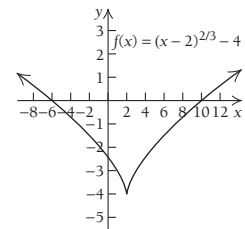
2. [2.1, 2.2] Relative minimum: 2 at  $x = -1$ ; relative maximum: 6 at  $x = 1$

Decreasing on  $(-\infty, -1)$  and  $(1, \infty)$ ; increasing on  $(-1, 1)$

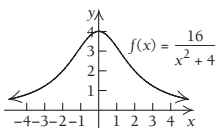


3. [2.1, 2.2] Relative minimum:  $-4$  at  $x = 2$

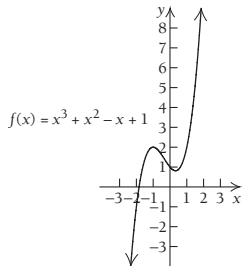
Decreasing on  $(-\infty, 2)$ ; increasing on  $(2, \infty)$



4. [2.1, 2.2] Relative maximum: 4 at  $x = 0$   
Increasing on  $(-\infty, 0)$ ; decreasing on  $(0, \infty)$

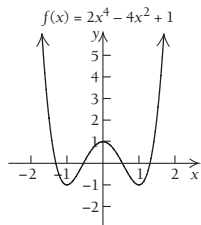


5. [2.3]



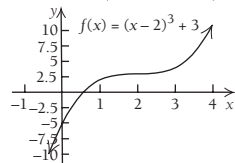
Relative maximum: 2 at  $x = -1$ ; relative minimum:  $\frac{22}{27}$  at  $x = \frac{1}{3}$   
Inflection point:  $(-\frac{1}{3}, \frac{38}{27})$

6. [2.3]



Relative maximum: 1 at  $x = 0$ ;  
relative minima: -1 at  $x = -1$  and  $x = 1$   
Inflection points:  $(-\sqrt{\frac{1}{3}}, -\frac{1}{9})$  and  $(\sqrt{\frac{1}{3}}, -\frac{1}{9})$

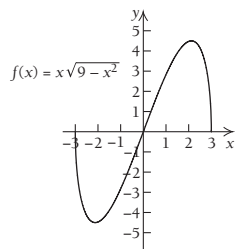
7. [2.3]



No relative extrema

Inflection point: (2, 3)

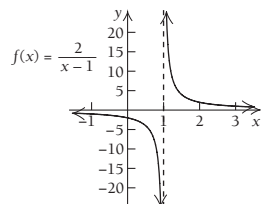
8. [2.3]



Relative maximum:  $\frac{9}{2}$  at  $x = \sqrt{\frac{9}{2}}$ ; relative minimum:  $-\frac{9}{2}$   
at  $x = -\sqrt{\frac{9}{2}}$

Inflection point: (0, 0)

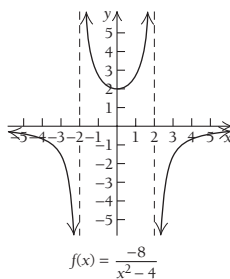
9. [2.3]



No relative extrema

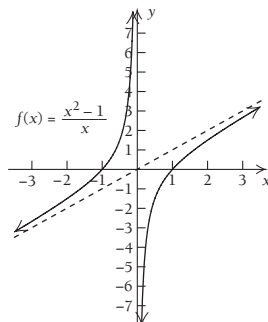
Asymptotes:  $x = 1$  and  $y = 0$

10. [2.3]



Relative minimum: 2 at  $x = 0$   
Asymptotes:  $x = -2$ ,  $x = 2$ , and  $y = 0$

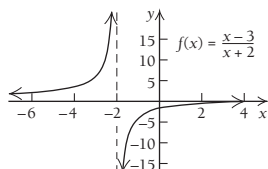
11. [2.3]



No relative extrema

Asymptotes:  $x = 0$  and  $y = x$

12. [2.3]



No relative extrema

Asymptotes:  $x = -2$  and  $y = 1$

13. [2.4] Absolute maximum: 9 at  $x = 3$ ; no absolute minimum

14. [2.4] Absolute maximum: 2 at  $x = -1$ ; absolute minimum:

-1 at  $x = -2$  15. [2.4] Absolute maximum: 28.49 at

$x = 4.3$ ; no absolute minimum 16. [2.4] Absolute maximum:

7 at  $x = -1$ ; absolute minimum: 3 at  $x = 1$  17. [2.4] There

are no absolute extrema. 18. [2.4] Absolute minimum:  $-\frac{13}{12}$  at

$x = \frac{1}{6}$  19. [2.4] Absolute minimum: 48 at  $x = 4$

20. [2.5] 4 and -4 21. [2.5]  $Q = 50$  for  $x = 5$  and  $y = -5$

22. [2.5] Maximum profit: \$24,980; 500 units

23. [2.5] Dimensions: 40 in. by 40 in. by 10 in; maximum volume:

16,000 in<sup>3</sup> 24. [2.5] Order 35 times per year; lot size, 35

25. [2.6]  $\Delta y = 1.01$ ;  $f'(x) \Delta x = 1$  26. [2.6] 7.0714

27. [2.6] (a)  $\frac{x}{\sqrt{x^2 + 3}} dx$ ; (b) 0.00756 28. [2.7]  $\frac{-x^2}{y^2}$ ;  $-\frac{1}{4}$

29. [2.6]  $dV = \pm 1413 \text{ cm}^3$  30. [2.7] -0.96 ft/sec

31. [2.4] Absolute maximum:  $\frac{2^{2/3}}{3} \approx 0.529$  at  $x = \sqrt[3]{2}$ ; absolute

minimum: 0 at  $x = 0$  32. [2.5] 10,000 units

33. [2.4] Absolute minimum: 0 at  $x = 0$ ; relative maximum:

25.103 at  $x = 1.084$ ; relative minimum: 8.625 at  $x = 2.95$

34. [2.4] Relative minimum: -0.186 at  $x = 0.775$ ; relative

maximum: 0.186 at  $x = -0.775$

35. [2.1, 2.2] (a) Linear:  $y = -0.7707142857x + 12691.60714$

Quadratic:  $y = -0.9998904762x^2 + 299.1964286x$

+ 192.9761905

Cubic:  $y = 0.000084x^3 - 1.037690476x^2 + 303.3964286x$

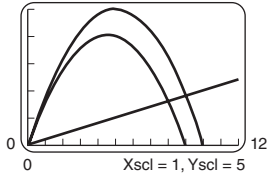
+ 129.9761905

Quartic:  $y = -0.000001966061x^4 + 0.0012636364x^3 - 1.256063636x^2 + 315.8247403x + 66.78138528$

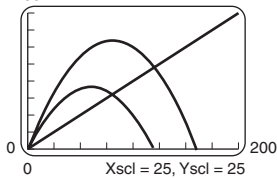
(b) Since the number of bowling balls sold cannot be negative, the domain is  $[0, 300]$ . This is supported by both the quadratic model and the raw data. The cubic and quartic models can also be used but are more complicated. (c) Based on the quadratic function, the maximum value is 22,575 bowling balls. The company should spend \$150,000 on advertising.

**Extended Technology Application, p. 306**

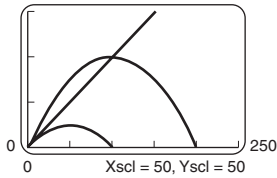
1. (a) 25 (b) 4500; (c) 20,250



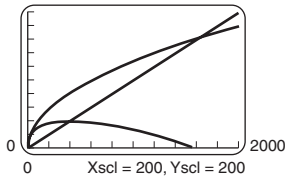
2. (a) 200 (b) 60,000; (c) 90,000



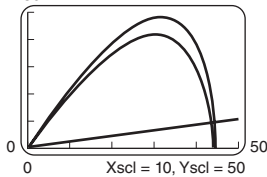
3. (a) 150 (b) 50,000; (c) 25,000



4. (a) 2000 (b) 400,000; (c) 400,000

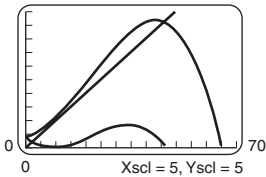


5. (a) 250 (b) 30,513; (c) 205,923



6. (a)  $y = -0.0011P^3 + 0.0715P^2 - 0.0338P + 4$

- (b) 50 (c) 33,841



**Chapter 3**

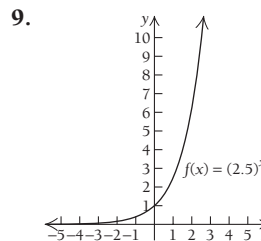
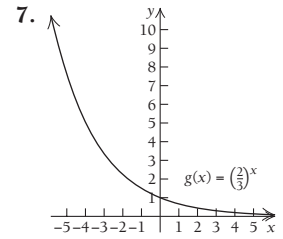
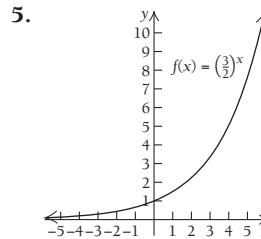
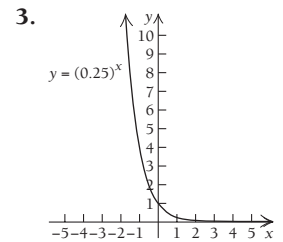
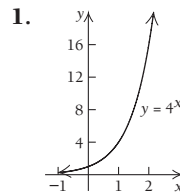
**Technology Connection, p. 308**

1. 156.993 2. 16.242 3. 0.064 4. 0.000114

**Technology Connection, p. 312**

Left to the student

**Exercise Set 3.1, p. 319**



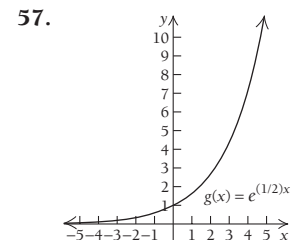
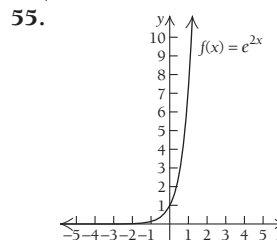
11.  $-e^{-x}$  13.  $3e^{3x}$  15.  $6e^{-x}$   
 17.  $-7e^{-7x}$  19.  $8e^{4x}$   
 21.  $3e^{-x}$  23.  $-\frac{5}{2}e^{-5x}$   
 25.  $-\frac{4x}{3} \cdot e^{x^2}$  27.  $15e^{5x}$   
 29.  $5x^4 - 12e^{6x}$   
 31.  $5x^4 \cdot e^{2x} + 2x^5 \cdot e^{2x}$

33.  $\frac{2e^{2x}(x-2)}{x^5}$  35.  $e^x(x^2 + 5x - 6)$  37.  $\frac{e^x(x-4)}{x^5}$

39.  $(-2x + 7)e^{-x^2+7x}$  41.  $-xe^{-x^2/2}$  43.  $\frac{e^{\sqrt{x-7}}}{2\sqrt{x-7}}$

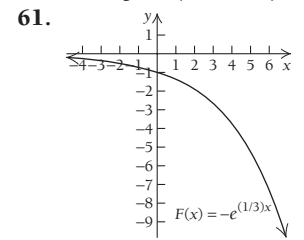
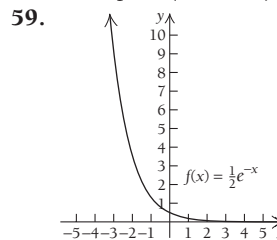
45.  $\frac{e^x}{2\sqrt{e^x - 1}}$  47.  $-2xe^{-2x} + e^{-2x} - e^{-x} + 3x^2$  49.  $e^{-x}$

51.  $ke^{-kx}$  53.  $(4x^2 + 3x)e^{x^2-7x}(2x - 7) + (8x + 3)e^{x^2-7x}$ , or  $(8x^3 - 22x^2 - 13x + 3)e^{x^2-7x}$



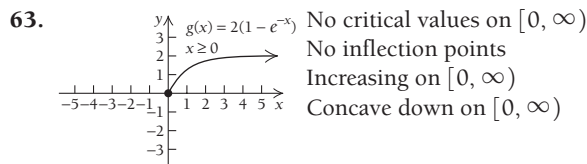
No critical values  
 No inflection points  
 Increasing on  $(-\infty, \infty)$   
 Concave up on  $(-\infty, \infty)$




No critical values  
 No inflection points  
 Increasing on  $(-\infty, \infty)$   
 Concave up on  $(-\infty, \infty)$

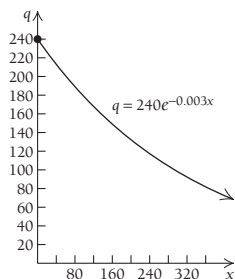


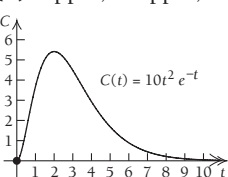

No critical values  
 No inflection points  
 Decreasing on  $(-\infty, \infty)$   
 Concave up on  $(-\infty, \infty)$

No critical values  
 No inflection points  
 Decreasing on  $(-\infty, \infty)$   
 Concave down on  $(-\infty, \infty)$

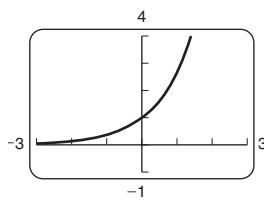
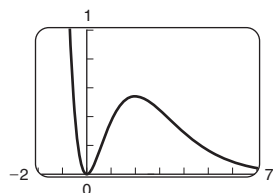


- 65–73. Left to the student 75. 1 77.  $y = -x + 1$   
79. Left to the student 81. (a) \$1.6 billion, \$2.7 billion; (b) 15 yr  
83. (a)  $C'(t) = 50e^{-t}$ ; (b) \$50 million/yr; (c) \$916,000/yr; (d)   
85. (a) 113,000; (b)   
(c)  $q'(x) = -0.72e^{-0.003x}$ ; (d) 

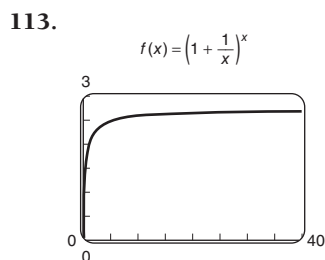
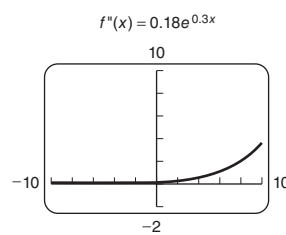
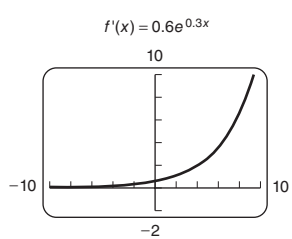
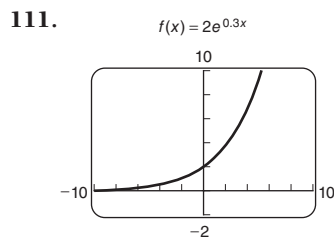


87. (a) 0 ppm, 3.7 ppm, 5.4 ppm, 4.5 ppm, 0.05 ppm;  
(b)   $C(t) = 10t^2 e^{-t}$  (c)  $C'(t) = 10te^{-t}(2 - t)$ ;  
(d) 5.4 ppm at  $t = 2$  hr (e) 

89.  $15e^{3x}(e^{3x} + 1)^4$  91.  $-e^{-t} - 3e^{3t}$  93.  $\frac{(x^2 - 2x + 1)e^x}{(x^2 + 1)^2}$   
95.  $\frac{e^{\sqrt{x}}}{2\sqrt{x}} + \frac{1}{2}e^{x/2}$  97.  $e^{x/2} \left( \frac{x}{2\sqrt{x-1}} \right)$  99.  $\frac{4}{(e^x + e^{-x})^2}$   
101. 2; 2.25; 2.48832; 2.59374; 2.71692  
103.  $4e^{-2} \approx 0.5413$ , for  $x = 2$  105. Left to the student  
107.  $f(x) = x^2 e^{-x}$  109.  $f(x) = f'(x) = f''(x) = e^x$



Relative minimum at  $(0, 0)$ ;  
relative maximum at  $(2, 0.5413)$



Technology Connection, p. 323

Left to the student

Technology Connection, p. 325

1. Graph is left to the student; function values are 1000, 5, 0.699, 3.  
2. Left to the student; graph is obtained by entering  $y = \log x / \log 2$ .

Technology Connection, p. 327

1.  $t = 6.9$  2.  $x = -4.1$  3.  $t = 74.9$  4.  $x = 46.2$   
5.  $x = 38.7$

Technology Connection, p. 328

Left to the student

Exercise Set 3.2, p. 334

1.  $2^3 = 8$  3.  $8^{1/3} = 2$  5.  $a^l = K$  7.  $10^{-p} = h$   
9.  $\ln b = M$  11.  $\log_{10} 100 = 2$  13.  $\log_{10} 0.1 = -1$   
15.  $\log_M V = p$  17. 0.51 19. 2.708 21. 2.609  
23. 2.9957 25. 0.2231 27. 2.6094 29. 3 31.  $-1.3863$   
33.  $-0.6094$  35. 8.681690 37.  $-4.006334$  39. 8.999619  
41.  $t \approx 4.382$  43.  $t \approx 3.454$  45.  $t \approx 2.303$

47.  $t \approx 140.671$  49.  $-\frac{8}{x}$  51.  $x^3 + 4(\ln x)x^3 - x$

53.  $\frac{1}{x}$  55.  $x + 2x \ln(7x)$  57.  $\frac{1 - 4 \ln x}{x^5}$  59.  $\frac{2}{x}$

61.  $\frac{2(3x + 1)}{3x^2 + 2x - 1}$  63.  $\frac{x^2 + 7}{x(x^2 - 7)}$  65.  $\frac{2e^x}{x} + 2e^x \ln x$

67.  $\frac{e^x}{e^x + 1}$  69.  $\frac{4(\ln x)^3}{x}$  71.  $\frac{1}{x \ln(8x)}$


73.  $\frac{\ln(5x) + \ln(3x)}{x}$  75.  $y = 8.455x - 11.94$


77.  $y = 0.732x - 0.990$  79. (a) 2000 units;

- (b)  $N'(a) = \frac{500}{a}$ ,  $N'(10) = 50$  units per \$1000 spent on

advertising; (c) minimum is 2000 units; (d)  81. 58 days


- (d)  83. (a) \$58.69, \$78.00; (b)  $V'(t) = 63.8e^{-1.1t}$ ;

- (c) 2.7 months; (d)  85. (a)  $P'(x) = 1.7 - 0.3 \ln x$ ;

- (b)  (c) 289.069 87. (a) 68%; (b) 35.8%; (c) 3.6%;

- (d) 5.3%; (e)  $S'(t) = \frac{-20}{t + 1}$ ; (f) maximum = 68%, and

minimum approaches 0%; (g)  89. (a) 2.4 ft/s; (b) 3.4 ft/s;

- (c)  $v'(p) = \frac{0.37}{p}$ ; (d)  91.  $t = \frac{\ln(P/P_0)}{k}$  93.  $\frac{7(2t - 1)}{t(t - 1)}$

95.  $\frac{1}{x \ln(3x) \cdot \ln(\ln(3x))}$  97.  $\frac{-1}{1 - t} - \frac{1}{1 + t}$ ;

- or  $\frac{-2}{(1 - t)(1 + t)}$  99.  $\frac{1}{x \ln 5}$  101.  $\frac{x}{x^2 + 5}$

103.  $x^4 \ln x$  105.  $\frac{1}{\sqrt{x}(1 - \sqrt{x})(1 + \sqrt{x})}$ , or  $\frac{1}{\sqrt{x}(1 - x)}$

107. Definition of logarithm; Product Rule for exponents;  
definition of logarithm; substitution 109. Definition of  
logarithm; if  $a = b$ , then  $a^c = b^c$ ; Power Rule for exponents;  
definition of logarithm; substitution and the commutative law  
for multiplication 111. 1 113.  $e^\pi$  115. 0 117. and  
119. Left to the student 121. Minimum:  $-e^{-1} \approx -0.368$

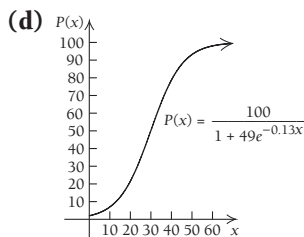
**Technology Connection, p. 341**

1. 8.26 billion    2. 13.22 billion    3. 15.46 billion  
 4. 21.15 billion    5.  $y = 9689.991(1.0347623)^x = 9689.991e^{0.0341717x}$     6. \$16,741; \$18,548; \$39,336

**Exercise Set 3.3, p. 347**

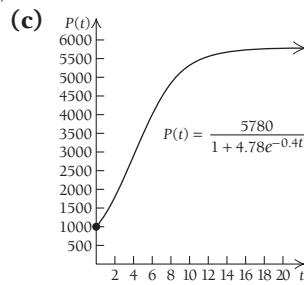
1.  $f(x) = ce^{4x}$     3.  $A(t) = ce^{-9t}$     5.  $Q(t) = ce^{kt}$   
 7. (a)  $N(t) = 112,000e^{0.046t}$ ; (b)  $N(40) = 705,212$ ;  
 (c) 15.1 yr    9. (a)  $P(t) = P_0e^{0.059t}$ ; (b) \$1060.78, \$1125.24;  
 (c) 11.7 yr    11. (a)  $G(t) = 4.7e^{0.093t}$ ; (b) 48.07 billion gallons;  
 (c) 7.5 yr    13. 4.62%    15. 6.9 yr after 2006  
 17. 11.2 yr; \$102,256.88    19. \$7,500; 8.3 yr  
 21. (a)  $k = 0.151$ , or 15.1%,  $V(t) = 30,000e^{0.151t}$ ;  
 (b) \$549,188,702; (c) 4.6 yr; (d) 69 yr  
 23. (a)  $E(t) = 1.031e^{0.047101t}$ ; (b) \$3.347 billion;  
 (c) after about 48.3 yr, or in 2038  
 25. (a)  $y = 136.3939183 \cdot 1.071842825^x$ ,  
 $y = 136.3939183e^{0.0693794334x}$ , and exponential  
 growth rate = 0.069, or 6.9%; (b) 444 million, 628 million;  
 (c) 18.7 yr; (d) 10 yr    27. Approximately \$8.6 billion  
 29. (a)  $S(t) = 4e^{0.05t}$ ; (b) 5% per yr; (c) 51¢, 60¢, 69¢  
 (d) For the years 2010–2020, the total cost of Forever  
 Stamps is  $11 \times \$4400$ , or \$48,400. For the years 2010–2012,  
 the cost of regular first-class stamps is  $3 \times \$4400$ , or \$13,200.  
 If the price of a regular postage stamp increases to 51¢ in 2013,  
 the cost of postage for the years 2013–2015 would be  
 $3 \times \$0.51 \times 10,000$ , or \$15,300. If the price increases to 60¢ in  
 2016, the cost for the years 2016–2018 would be  
 $3 \times \$0.60 \times 10,000$ , or \$18,000. If the price increases to 69¢ in  
 2019, the cost for the years 2019–2020 would be  
 $2 \times \$0.69 \times 10,000$ , or \$13,800. Thus, the total cost of regular  
 first-class stamps for the years 2010–2020 would be  
 $\$13,200 + \$15,300 + \$18,000 + \$13,800$ , for a total of  
 $\$60,300$ . Thus, by buying Forever Stamps, the firm  
 would save  $\$60,300 - \$48,400$ , or \$11,900. (e)

31. (a) 2%; (b) 3.8%, 7%,  
 21.6%, 50.2%, 93.1%, 98%;  
 (c)  $P'(x) = \frac{637e^{-0.13x}}{(1 + 49e^{-0.13x})^2}$



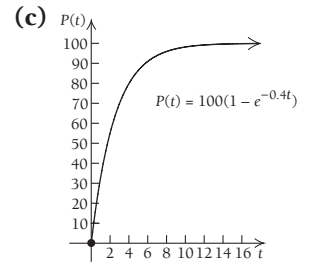
33. (a)  $V(t) = 0.10e^{0.224t}$ ; (b) \$9,486,828; (c) 3.09 yr;  
 (d) after 87.1 yr, or in 2025    35. 2019    37. 1%/yr  
 39. 4%/yr    41.  $B(t) = 190e^{0.035t}$ ; 886 bears  
 43. (a) 1000, 1375, 1836,  
 3510, 5315, 5771;

- (b)  $P'(t) = \frac{11,051.36e^{-0.4t}}{(1 + 4.78e^{-0.4t})^2}$



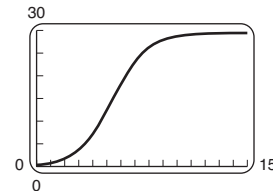
45.  $N(t) = 48,869e^{0.0378t}$ , where  $t_0 = 1930$ ; exponential  
 growth rate = 3.78%

47. (a) 0%, 33%, 55%, 70%,  
 86%, 99.2%, 99.8%;  
 (b) at 7 months, the  
 percentage of doctors who  
 are prescribing the  
 medication is growing  
 by 2.4% per month



49. (a)  $N(t) = \frac{29.47232081}{1 + 79.56767122e^{-0.809743969t}}$

- (b) 29 students; (c)  $N(t) = \frac{29.47232081}{1 + 79.56767122e^{-0.809743969t}}$



- (d)  $N'(t) = \frac{1898.885181e^{-0.809743969t}}{(1 + 79.56767122e^{-0.809743969t})^2}$ ; (e)

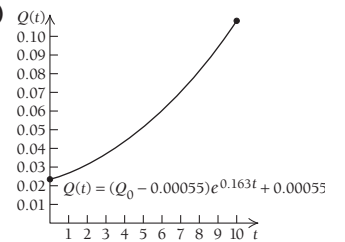
- 51–55.    57.  $\ln 4 = kT_4$     59. 2 yr    61. 7.57%    63. 9%

65.  $k = \frac{\ln(y_2/y_1)}{t_2 - t_1}$     67.    69. (a)  $R(0) = \$2$  million; this

represents the initial revenue of the corporation at its inception.  
 (b)  $\lim_{t \rightarrow \infty} R(t) = \$4000$  million =  $R_{\max}$ ; this represents the upper  
 limit of the revenue of the company over all time. It is never  
 actually attained. (c)  $t = 24$

**Exercise Set 3.4, p. 360**

1. (a)  $N(t) = N_0e^{-0.096t}$ ; (b) 341 g; (c) 7.2 days  
 3. (a)  $A(t) = A_0e^{-kt}$ ; (b) 11 hr    5. 23.1%/min    7. 22 yr  
 9. 42.9 g    11. 4223 yr    13. 25 days    15. 3965 yr  
 17. \$13,858.23    19. \$6,393,134    21. \$42,863.76  
 23. (a) \$40,000; (b) \$5413.41; (c)  
 25. (a) 0.022, 0.031, 0.069; (b)



27. (a)  $N(t) = 5,650,000e^{-0.018t}$ ; (b) 1,953,564 farms,  
 1,753,573 farms; (c) about 2046    29. (a)  $B(t) = 64.6e^{-0.0068t}$ ;  
 (b) 58.3 lb; (c) 2172    31. (a)  $P(t) = 51.9e^{-0.0091t}$ ;  
 (b) 43.3 million; (c) after 434 yr, or in 2429    33. (a) 27;  
 (b) 0.05878; (c) 83°; (d) 28.7 min; (e)    35. The murder  
 was committed at 7 P.M.    37. (a) 145 lb; (b) -1.2 lb/day  
 39. (a) 11.2 W; (b) 173 days; (c) 402 days; (d) 50 W; (e)  
 41. (c)    43. (e)    45. (f)    47. (d)    49. (a)  
 51.  $x = \$166.16$ ,  $q = 292$  printers    53. and 55.

Exercise Set 3.5, p. 368

1.  $(\ln 7)^{7^x}$  3.  $(\ln 8)^{8^x}$  5.  $x^3 \cdot \ln 5.4 \cdot (5.4)^x + 3x^2(5.4)^x$   
 7.  $(\ln 7) \cdot 7^{x^2+2} \cdot 4x^3$  9.  $8e^{8x}$  11.  $(\ln 3) \cdot 3^{x^2+1} \cdot (4x^3)$   
 13.  $\frac{1}{x \cdot \ln 4}$  15.  $\frac{1}{x \cdot \ln 17}$  17.  $\frac{5}{(5x+1) \ln 6}$   
 19.  $\frac{6}{(6x-7) \ln 10}$  21.  $\frac{3x^2+1}{(x^3+x) \ln 8}$  23.  $\frac{2}{(x-2\sqrt{x}) \ln 7}$   
 25.  $\frac{6^x}{x \cdot \ln 7} + 6^x \cdot \ln 6 \cdot \log_7 x$  27.  $5(\log_{12} x)^4 \left( \frac{1}{x \ln 12} \right)$   
 29.  $\frac{(4x+1)^{7^x} \cdot \ln 7 - 4 \cdot 7^x}{(4x+1)^2}$   
 31.  $\frac{6 \cdot 5^{2x^3-1}}{(6x+5)(\ln 10)} + (\ln 5)5^{2x^3-1} \cdot 6x^2 \cdot \log(6x+5)$   
 33.  $(\ln 7)^{7^x} \cdot (\log_4 x)^9 + \frac{7^x \cdot 9 \cdot (\log_4 x)^8}{x \cdot \ln 4}$   
 35.  $5(3x^5+x)^4(15x^4+1) \cdot (\log_3 x) + \frac{(3x^5+x)^5}{\ln 3 \cdot x}$   
 37. (a)  $V'(t) = 5200(\ln 0.80)(0.80)^t$ ; (b)  $I = I_0 10^{10}$ ;  
 39. (a) \$19.84 trillion; (b); (c) 41. (a) 0.82;  
 (b)  $-0.015/\text{yr}$ ; (c) 43. 8.8 45. (a)  $I = I_0 10^{10}$ ;  
 (b)  $I = I_0 10$ ; (c) the power mower is  $10^9$  times louder than a  
 just audible sound; (d)  $dI/dL = I_0 10^{0.1L}(\ln 10)(0.1)$ ; (e)  
 47. (a)  $\frac{dL}{dt} = \frac{10}{(\ln 10)^t}$ ; (b) 49.  $\ln 3 \approx 1.0986$   
 51.  $(\ln 2)2^{x^4} \cdot 4x^3$  53.  $\frac{1}{\ln 3 \cdot \log x \cdot \ln 10 \cdot x}$   
 55.  $\ln a \cdot a^{f(x)} \cdot f'(x)$   
 57.  $\left( \frac{g(x) \cdot f'(x)}{f(x)} + g'(x) \cdot \ln(f(x)) \right) \cdot [f(x)]^{g(x)}$  59.

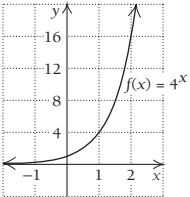
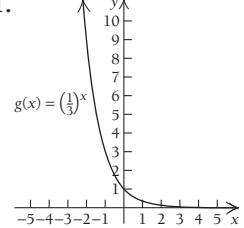
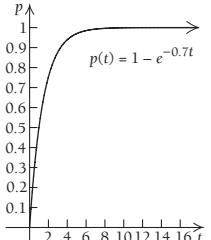
Technology Connection, p. 373

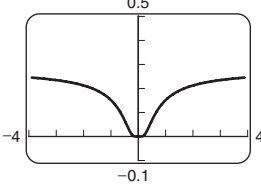
1.  $E(x) = \frac{x}{300-x}$ ;  $R(x) = 300x - x^2$  2. Left to the student  
 3. \$150

Exercise Set 3.6, p. 376

1. (a)  $E(x) = \frac{x}{400-x}$ ; (b)  $\frac{5}{11}$ , inelastic; (c) \$200  
 3. (a)  $E(x) = \frac{x}{50-x}$ ; (b) 11.5, elastic; (c) \$25  
 5. (a)  $E(x) = 1$ ; (b) 1, unit elasticity; (c) total revenue is  
 independent of  $x$ .  
 7. (a)  $E(x) = \frac{x}{2(600-x)}$ ; (b) 0.10, inelastic; (c) \$400  
 9. (a)  $E(x) = 0.25x$ ; (b) 2.5, elastic; (c) \$4  
 11. (a)  $E(x) = \frac{2x}{x+3}$ ; (b) 0.5, inelastic; (c) \$3  
 13. (a)  $E(x) = \frac{25x}{967-25x}$ ; (b) approximately 19¢;  
 (c) prices greater than 19¢; (d) prices less than 19¢;  
 (e) approximately 19¢; (f) decrease  
 15. (a)  $E(x) = \frac{3x^3}{2(200-x^3)}$ ; (b)  $\frac{81}{346}$ ; (c) increase  
 17. (a)  $E(x) = n$ ; (b) no; (c) yes, at  $n = 1$   
 19.  $E(x) = (-x)L'(x)$  21.

Chapter Review Exercises, p. 382


1. (b) 2. (e) 3. (f) 4. (c) 5. (a) 6. (d)  
 7. False 8. True 9. True 10. False 11. True  
 12. False 13. True 14. False 15. True 16.  $\frac{1}{x}$   
 17.  $e^x$  18.  $\frac{4x^3}{x^4+5}$  19.  $\frac{e^{2\sqrt{x}}}{\sqrt{x}}$  20.  $\frac{1}{2x}$  21.  $3x^4 e^{3x} + 4x^3 e^{3x}$   
 22.  $\frac{1-3 \ln x}{x^4}$  23.  $2xe^{x^2}(\ln 4x) + \frac{e^{x^2}}{x}$  24.  $4e^{4x} - \frac{1}{x}$   
 25.  $8x^7 - \frac{8}{x}$  26.  $\frac{1-x}{e^x}$  27.  $(\ln 9)^{9^x}$  28.  $\frac{1}{(\ln 2)^x}$   
 29.  $3^x(\ln 3)(\log_4(2x+1)) + \frac{(3^x)2}{(2x+1)(\ln 4)}$   
 30.  31.   
 32. 6.93 33.  $-3.2698$  34. 8.7601 35. 3.2698  
 36. 2.54995 37.  $-3.6602$  38.  $Q(t) = 25e^{7t}$  39. 4.3%  
 40. 10.2 yr 41. (a)  $C(t) = 15.81e^{0.024t}$ ; (b) \$29.51, \$35.75  
 42. (a)  $N(t) = 60e^{0.12t}$ ; (b) 123 franchises; (c) 5.8 yr after 2007  
 43. 5.3 yr 44. 18.2% 45. (a)  $A(t) = 800e^{-0.07t}$ ;  
 (b) 197 g; (c) 9.9 days 46. (a) 0.50, 0.75, 0.97, 0.999, 0.9999;  
 (b)  $p'(t) = 0.7e^{-0.7t}$ ; (c) (d) 

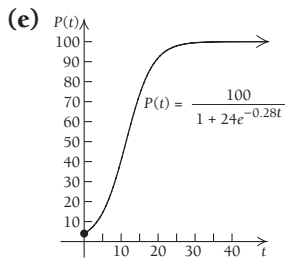
47. \$186,373.98 48. (a)  $E(x) = \frac{2x}{x+4}$ ; (b) 0.4, inelastic;  
 (c) 1.5, elastic; (d) decrease; (e) \$4 49.  $\frac{-8}{(e^{2x} - e^{-2x})^2}$   
 50.  $-\frac{1}{1024e} \approx 0$  51.  $f(x) = \frac{e^{1/x}}{(1+e^{1/x})^2}$  52. 0  


53. (a)  $y = 9.033880177 \cdot 1.431864118^x$ ,  
 $y = 9.033880177e^{0.3589771744x}$ , 0.3589771744; (b) \$671.0 billion,  
 \$24.3 trillion; (c) 10.56 yr; (d) 1.93 yr

Chapter 3 Test, p. 384

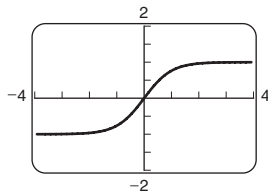
1. [3.1]  $6e^{3x}$  2. [3.2]  $\frac{4(\ln x)^3}{x}$  3. [3.1]  $-2xe^{-x^2}$   
 4. [3.2]  $\frac{1}{x}$  5. [3.1]  $e^x - 15x^2$  6. [3.1, 3.2]  $\frac{3e^x}{x} + 3e^x \cdot \ln x$   
 7. [3.5]  $(\ln 7)^{7^x} + (\ln 3)3^x$  8. [3.5]  $\frac{1}{(\ln 14)^x}$  9. [3.2] 1.0674


10. [3.2] 0.5554    11. [3.2] 0.4057    12. [3.3]  $M(t) = 2e^{6t}$   
 13. [3.3] 23.1%    14. [3.3] 10.0 yr  
 15. [3.3] (a)  $C(t) = 3.22e^{0.021t}$ ; (b) \$3.65, \$4.14  
 16. [3.4] (a)  $A(t) = 3e^{-0.1t}$ ; (b) 1.1 cc; (c) 6.9 hr  
 17. [3.4] About 16.47 centuries, or 1647 yr    18. [3.4] 4.0773%/sec  
 19. [3.3] (a) 4%; (b) 5.2%, 14.5%, 40.7%, 73.5%, 91.8%, 99.5%, 99.9%; (c)  $P'(t) = \frac{672e^{-0.28t}}{(1 + 24e^{-0.28t})^2}$ ; (d) 



20. [3.4] \$10,043,738    21. [3.6] (a)  $E(x) = 0.2x$ ;  
 (b) 0.6, inelastic; (c) 3.6, elastic; (d) increase; (e) \$5  
 22. [3.2]  $(\ln x)^2$     23. [3.1] Maximum is  $\frac{256}{e^4} \approx 4.689$ ;  
 minimum is 0    24. [3.1]

$$f(x) = \frac{e^x - e^{-x}}{e^x + e^{-x}}$$



25. [3.1] 0    26. [3.3] (a)  $y = 686996.582 \cdot 1.086747476^x$ ,  
 $y = 686996.582 \cdot e^{0.0831892684x}$ ; (b) \$4.28 million, \$5.50 million;  
 (c) 87.5 yr; (d) 8.3 yr; (e) 

**Extended Technology Application, p. 387**

1. Linear:  $R(t) = -5.2444t + 52.3333$   
 Quadratic:  $R(t) = 0.756x^2 - 13.5603x + 68.965$   
 Cubic:  $R(t) = -0.2107x^3 + 4.2327x^2 - 29.5954x + 87.044$   
 Exponential:  $R(t) = 68.4552(0.7868)^x$   
 The linear and cubic functions both reach  $R = 0$  too fast. The value from the quadratic function decreases as we might expect over time, but then it makes a dramatic rise. Most movies do not have this revenue pattern. The exponential function shows a steady decrease and approaches 0 as a limit, but never reaches it. It is a reasonable assumption that  $G$  gets smaller and smaller over time. Eventually, box office revenue reaches 0. Gross revenue thereafter comes from DVD rentals, TV rights, and electronic outlets, such as iTunes.    2.  $G = \$4.90, \$3.85, \$3.03, \$2.39, \$1.88, \$1.48, \$1.16, \$0.91$ , all in millions    3.  $R = \$239.79, \$243.64, \$246.67, \$249.06, \$250.94, \$252.43, \$253.58, \$254.49$ , all in millions. There are costs, such as marketing and shipping costs, associated with distributing a movie to theaters. Eventually, movie executives want the jump in revenue that comes with DVD and electronic rentals.

4.  $R(t) = \frac{251.1}{1 + 3.4687e^{-0.4183t}}$   
 5.  $R'(t) = \frac{364.3354}{(1 + 3.4687e^{-0.4183t})^2}$ , which represents the rate of change of the total revenue;  $\lim_{t \rightarrow \infty} R'(t) = 0$ , which means that



eventually the total revenue does not change. From the logistic function, it would be about \$251.1 million, but the table shows about \$254 million.  
 6. From the logistic function, it would be about \$745 million, but the table shows about \$762 million.

**Chapter 4**

**Technology Connection, p. 395**

1. (a) Left to the student; (b) 400; (c) the area is the square of  $x$ ;  
 (d)  $A(x) = x^2$ ; (e)  $A(x)$  is the antiderivative of  $f(x)$ .  
 2. (a) Left to the student; (b) 60; (c) the area is 3 times  $x$ ;  
 (d)  $A(x) = 3x$ ; (e)  $A(x)$  is the antiderivative of  $f(x)$ .  
 3. (a) Left to the student; (b) 800; (c) the area is the cube of  $x$ ;  
 (d)  $A(x) = x^3$ ; (e)  $A(x)$  is the antiderivative of  $f(x)$ .

**Exercise Set 4.1, p. 396**

1.  $\frac{x^7}{7} + C$     3.  $2x + C$     5.  $\frac{4}{5}x^{5/4} + C$     7.  $\frac{1}{3}x^3 + \frac{1}{2}x^2 - x + C$   
 9.  $\frac{2}{3}t^3 + \frac{5}{2}t^2 - 3t + C$     11.  $-\frac{x^{-2}}{2} + C$     13.  $\frac{3}{4}x^{4/3} + C$   
 15.  $\frac{2}{7}x^{7/2} + C$     17.  $-\frac{x^{-3}}{3} + C$     19.  $\ln x + C$   
 21.  $3 \ln x - 5x^{-1} + C$     23.  $-21x^{1/3} + C$     25.  $e^{2x} + C$   
 27.  $\frac{1}{3}e^{3x} + C$     29.  $\frac{1}{7}e^{7x} + C$     31.  $\frac{5}{3}e^{3x} + C$   
 33.  $\frac{3}{4}e^{8x} + C$     35.  $-\frac{2}{27}e^{-9x} + C$     37.  $\frac{5}{3}x^3 - \frac{2}{7}e^{7x} + C$   
 39.  $\frac{x^3}{3} - x^{3/2} - 3x^{-1/3} + C$     41.  $3x^3 + 6x^2 + 4x + C$   
 43.  $3 \ln x - \frac{5}{2}e^{2x} + \frac{2}{3}x^{9/2} + C$     45.  $14x^{1/2} - \frac{2}{15}e^{5x} - 8 \ln x + C$   
 47.  $f(x) = \frac{1}{2}x^2 - 3x + 13$     49.  $f(x) = \frac{1}{3}x^3 - 4x + 7$   
 51.  $f(x) = \frac{2}{3}x^3 + \frac{3}{2}x^2 - 7x + 9$     53.  $f(x) = x^3 - \frac{5}{2}x^2 + x + 4$   
 55.  $f(x) = \frac{5}{2}e^{2x} - 2$     57.  $f(x) = 8x^{1/2} - 13$   
 59.  $D(t) = -270.1t^3 + 865.15t^2 + 3648t + 41.267$   
 61.  $C(x) = \frac{x^4}{4} - x^2 + 7000$     63. (a)  $R(x) = \frac{x^3}{3} - 3x$ ; (b)   
 65.  $D(x) = \frac{4000}{x} + 3$     67. (a)  $E(t) = 32 + 30t - 5t^2$ ;  
 (b)  $E(3) = 77\%$ ,  $E(5) = 57\%$     69. (a)  $I(t) = -3.17t^2 + 141.6t + 1408$ ; (b) 930 people; (c) 1522 people; (d) 348 people  
 71. (a)  $h(t) = -16t^2 + 75t + 30$ ; (b)  $h(2) = 116$  ft,  $h'(2) = 11$  ft/sec; (c)  $t = \frac{75}{32} \approx 2.344$  sec; (d)  $h(2.344) \approx 117.89$  ft;  
 (e) 5.06 sec; (f)  $h'(5.06) = -86.92$  ft/sec  
 73.  $f(t) = \frac{2}{3}t^{3/2} + 2t^{1/2} - \frac{28}{3}$     75.  $\frac{25}{7}t^7 + \frac{20}{3}t^6 + \frac{16}{5}t^5 + C$   
 77.  $\frac{2}{3}t^{3/2} - \frac{2}{5}t^{5/2} + C$     79.  $\frac{x^2}{2} - 6 \ln x + \frac{7}{2}x^{-2} + C$   
 81.  $\frac{1}{\ln 10} \cdot \ln x + C$ , or  $\log x + C$     83.  $3x^4 - \frac{8}{3}x^3 - \frac{17}{2}x^2 - 5x + C$     85.  $\frac{x^2}{2} - x + C$     87. 

**Exercise Set 4.2, p. 407**

1. \$1060    3. 46,800€, or \$468    5. -\$255,000    7. \$8400  
 9. 23,302.4¢, or \$233.02    11. \$471.96    13.  $\sum_{i=1}^6 3i$   
 15.  $\sum_{i=1}^4 f(x_i)$     17.  $\sum_{i=1}^{15} G(x_i)$     19.  $2^1 + 2^2 + 2^3 + 2^4$ , or 30  
 21.  $f(x_1) + f(x_2) + f(x_3) + f(x_4) + f(x_5)$     23. (a) 1.4914;

**A-30 ANSWERS**

- (b) 1.1418 25. 3,166,250¢, or \$31,662.50 27. 247.68  
 29. 124 31. 4 33. 12 35.  $\frac{9}{2}$  37. 25 39. 8  
 41. 1.0016 43. 37.96 (Exact area is  $\frac{1}{2} \cdot 25\pi$ )



**Technology Connection, p. 413**

1.  $\frac{32}{3}$  2.  $\frac{9}{4}$  3.  $\frac{5 - \ln 6}{6} \approx 0.535$  4.  $\sim 1.59359$   
 5. 313.24

**Technology Connection, p. 418**

1. 0 2. 13.75 3. 0.535 4. 27.972 5. -260

**Exercise Set 4.3, p. 421**

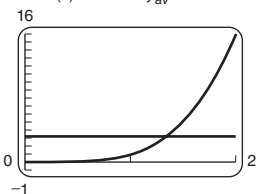
1. 8 3. 8 5.  $41\frac{2}{3}$  7.  $\frac{1}{4}$  9.  $10\frac{2}{3}$  11.  $e^3 - 1 \approx 19.086$   
 13.  $3 \ln 6 \approx 5.375$  15. Total cost, in dollars, for  $t$  days  
 17. Total number of kilowatts used in  $t$  hours 19. Total revenue, in dollars, for  $x$  units produced 21. Total amount of the drug, in milligrams, in  $v$  cubic centimeters of blood 23. Total number of words memorized in  $t$  minutes 25. 4 27.  $9\frac{5}{6}$  29. 12  
 31.  $e^5 - e^{-1}$ , or approximately 148.045 33.  35. 0; the area above the  $x$ -axis is the same as the area below the  $x$ -axis.  
 37. 0; the area above the  $x$ -axis is the same as the area below it.  
 39-42. Left to the student 43. 40 45.  $\frac{5}{3}$  47.  $\frac{637}{6}$   
 49.  $e^2 - e^{-5}$ , or approximately 7.382 51.  $\frac{b^3 - a^3}{6}$   
 53.  $\frac{e^{2b} - e^{2a}}{2}$  55.  $\frac{e^2 + 1}{2}$ , or approximately 4.195  
 57.  $\frac{8}{3}$  59. \$628.56 61. \$29.13 63. (a) \$2948.26; (b) \$2913.90 65. \$7627.28 billion 67. 18.69 hr; 20.12 hr  
 69. 7 words 71. About 5 words 73.  $s(t) = t^3 + 4$   
 75.  $v(t) = 2t^2 + 20$  77.  $s(t) = -\frac{t^3}{3} + 3t^2 + 6t + 10$   
 79. (a) 104.17 m; (b) 229.17 m 81. (a) 60 mph; (b)  $\frac{1}{8}$  mi 83. (a) 16.67 km/hr; (b) 0.1875 km  
 85.  $s(t) = -16t^2 + v_0t + s_0$  87.  $\frac{1}{4}$  mi 89. 148 mi  
 91. On the 10th day 93. 3.5 95.  $359\frac{7}{15}$  97. 6.75  
 99. 30 101.  $5\frac{1}{3}$  103.  $14\frac{2}{3}$  105.  107. 4068.789  
 109. 7.571 111. 9.524 113. 10.987

**Technology Connection, p. 429**

1.  $\frac{4}{3}$  2. Left to the student

**Technology Connection, p. 432**

1.  $f(x) = x^4$  and  $y_{av} = 3.2$  Over the interval  $[0, 2]$ , the areas under  $f(x) = x^4$  and  $y_{av} = 3.2$  are equal.



**Exercise Set 4.4, p. 433**

1. 22 3.  $18\frac{1}{6}$  5.  $89\frac{11}{12}$  7. 5 9.  $\frac{7}{2}$  11.  $x = -3$  and  $x = 3$   
 13.  $x = \frac{3 \pm \sqrt{29}}{2}$ , or approximately  $x = -1.193$  and  $x = 4.193$   
 15.  $x = -3$  and  $x = 5$  17.  $\frac{3}{2}$  19. 62.5 21.  $\frac{1}{4}$  23.  $4\frac{1}{2}$   
 25.  $20\frac{5}{6}$  27.  $4\frac{1}{2}$  29.  $\frac{3}{10}$  31.  $41\frac{2}{3}$  33.  $10\frac{2}{3}$  35. 3  
 37.  $85\frac{1}{3}$  39.  $\frac{8}{3}$  41.  $-e^{-1} + 1$ , or approximately 0.632  
 43.  $\frac{16}{3}$  45.  $2a + 5$  47.  $\frac{2^{n+1} - 1}{n + 1}$  49. (a) \$2,201,556.58;

- (b) \$220,155.66 51. \$26,534.37 53. \$32,781.35  
 55. (a) Ben; (b) 2 more words; (c) 0.7 word per minute;  
 (d) 0.9 word per minute 57. (a) 90 words per minute;  
 (b) 96 words per minute, at  $t = 1$  min; (c) 70 words per minute  
 59. (a) 42.03  $\mu\text{g/mL}$ ; (b) 22.44  $\mu\text{g/mL}$  61. (a) 31.7°;  
 (b) -10°; (c) 46.25° 63.  $40\frac{8}{15}$  65. 16 67. 6 69. 4  
 71. 4 73. 5.886 75. 0.237

**Technology Connection, p. 441**

1. 4.673

**Exercise Set 4.5, p. 443**

1.  $\frac{1}{6}(8 + x^3)^6 + C$  3.  $\frac{1}{16}(x^2 - 6)^8 + C$  5.  $\frac{1}{24}(3t^4 + 2)^2 + C$   
 7.  $\ln(2x + 1) + C$  9.  $\frac{1}{4}(\ln x)^4 + C$  11.  $\frac{1}{3}e^{3x} + C$   
 13.  $3e^{x/3} + C$  15.  $\frac{1}{5}e^{x^5} + C$  17.  $-\frac{1}{2}e^{-t^2} + C$   
 19.  $\frac{1}{2} \ln(5 + 2x) + C$  21.  $\frac{1}{3} \ln(12 + 3x) + C$   
 23.  $-\ln(1 - x) + C$  25.  $\frac{1}{12}(t^2 - 1)^6 + C$   
 27.  $\frac{1}{8}(x^4 + x^3 + x^2)^8 + C$  29.  $\ln(4 + e^x) + C$   
 31.  $(\ln x)^2 + C$  33.  $\ln(\ln x) + C$  35.  $\frac{1}{3a}(ax^2 + b)^{3/2} + C$   
 37.  $\frac{P_0}{k}e^{kt} + C$  39.  $\frac{1}{24(2 - x^4)^6} + C$  41.  $\frac{5}{6}(1 + 6x^2)^{6/5} + C$   
 43.  $e - 1$  45.  $\frac{21}{4}$  47.  $\ln 5$  49.  $\ln 19$  51.  $1 - e^{-b}$   
 53.  $1 - e^{-mb}$  55.  $\frac{208}{3}$  57.  $\frac{1640}{6561}$  59.  $\frac{315}{8}$   
 61. Left to the student 63.  $\frac{3}{2}x - \frac{3}{4} \ln(2x + 1) + C$   
 65.  $x + 5 \ln(x - 2) + C$   
 67.  $\frac{1}{13}(x + 1)^{13} - \frac{1}{6}(x + 1)^{12} + \frac{1}{11}(x + 1)^{11} + C$   
 69.  $\frac{2}{7}(x - 2)^{7/2} + \frac{8}{5}(x - 2)^{5/2} + \frac{8}{3}(x - 2)^{3/2} + C$   
 71.  $D(x) = 2000\sqrt{25 - x^2} + 5000$  73.  $P(x) = \frac{1500}{x^2 - 6x + 10}$   
 75.  $5\frac{1}{3}$  77.  $\frac{1}{a} \ln(ax + b) + C$  79.  $2e^{\sqrt{t}} + C$   
 81.  $\frac{1}{100}(\ln x)^{100} + C$  83.  $\frac{1}{2}(e^t + 2)^2 + C$   
 85.  $\frac{4}{9}(2 + t^3)^{3/4} + C$  87.  $\frac{1}{3}(\ln x)^3 + \frac{3}{2}(\ln x)^2 + 4 \ln x + C$   
 89.  $\frac{1}{8}[\ln(t^4 + 8)]^2 + C$  91.  $x + \frac{9}{x + 3} + C$   
 93.  $t - 4 - \ln(t - 4) + C$ , or  $t - \ln(t - 4) + K$ , where  $K = -4 + C$  95.  $-\ln(1 + e)^{-x} + C$  97.  $\frac{(\ln x)^{n+1}}{n + 1} + C$   
 99.  $\frac{1}{am} \ln(1 - ae^{-mx}) + C$  101.  $\frac{5}{6(n + 1)}(2x^3 - 7)^{n+1} + C$


**Technology Connection, p. 449**

1. 1.941

**Exercise Set 4.6, p. 452**

1.  $xe^{4x} - \frac{1}{4}e^{4x} + C$  3.  $\frac{x^6}{2} + C$  5.  $\frac{1}{5}xe^{5x} - \frac{1}{25}e^{5x} + C$   
 7.  $-\frac{1}{2}xe^{-2x} - \frac{1}{4}e^{-2x} + C$  9.  $\frac{x^3 \ln x}{3} - \frac{x^3}{9} + C$   
 11.  $\frac{1}{4}x^2 \ln x - \frac{1}{8}x^2 + C$  13.  $(x + 5) \ln(x + 5) - x + C$   
 15.  $\left(\frac{x^2}{2} + 2x\right) \ln x - \frac{x^2}{4} - 2x + C$   
 17.  $\left(\frac{x^2}{2} - x\right) \ln x - \frac{x^2}{4} + x + C$   
 19.  $\frac{2}{3}x(x + 2)^{3/2} - \frac{4}{15}(x + 2)^{5/2} + C$   
 21.  $\frac{x^4}{4} \ln(2x) - \frac{x^4}{16} + C$ , or  $\frac{x^4 \ln 2}{4} - \frac{x^4 \ln x}{4} + \frac{x^4}{16} + C$   
 23.  $x^2e^x - 2xe^x + 2e^x + C$  25.  $\frac{1}{2}x^2e^{2x} - \frac{1}{2}xe^{2x} + \frac{1}{4}e^{2x} + C$   
 27.  $-\frac{1}{2}x^3e^{-2x} - \frac{3}{4}x^2e^{-2x} - \frac{3}{4}xe^{-2x} - \frac{3}{8}e^{-2x} + C$



29.  $\frac{1}{3}(x^4 + 4)e^{3x} - \frac{4}{9}x^3e^{3x} + \frac{4}{9}x^2e^{3x} - \frac{8}{27}xe^{3x} + \frac{8}{81}e^{3x} + C$   
 31.  $\frac{8}{3}\ln 2 - \frac{7}{9}$  33.  $14\ln 14 - 10\ln 10 - 4$  35. 1  
 37.  $\frac{1192}{15}$  39.  $C(x) = \frac{8}{3}x(x+3)^{3/2} - \frac{16}{15}(x+3)^{5/2}$   
 41. (a)  $-10Te^{-T} - 10e^{-T} + 10$ ; (b) about 9.084 kW-h  
 43.  $\frac{2}{125}(5x+1)^{5/2} - \frac{2}{75}(5x+1)^{3/2} + C$ ; they are the same.  
 45.  $2\sqrt{x}e^{\sqrt{x}} - 2e^{\sqrt{x}} + C$  47.  $\frac{2}{3}x^{3/2}\ln x - \frac{4}{9}x^{3/2} + C$   
 49.  $2\sqrt{x}(\ln x) - 4\sqrt{x} + C$   
 51.  $\frac{2}{7}(27x^3 + 83x - 2)(3x + 8)^{7/6} - \frac{4}{91}(81x^2 + 83)(3x + 8)^{13/6} + \frac{1296}{1729}x(3x + 8)^{19/6} - \frac{2592}{43,225}(3x + 8)^{25/6} + C$   
 53.  $\frac{x^{n+1}}{n+1}(\ln x)^2 - \frac{2x^{n+1}}{(n+1)^2}\ln x + \frac{2x^{n+1}}{(n+1)^3} + C$   
 55. Let  $u = x^n$  and  $dv = e^x dx$ . Then  $du = nx^{n-1} dx$  and  $v = e^x$ . Next, use integration by parts. 57.  59. About 355,986

**Exercise Set 4.7, p. 457**

1.  $-\frac{1}{9}e^{-3x}(3x+1) + C$  3.  $\frac{6^x}{\ln 6} + C$   
 5.  $\frac{1}{10}\ln\left|\frac{5+x}{5-x}\right| + C$  7.  $3 - x - 3\ln|3-x| + C$   
 9.  $\frac{1}{8(8-x)} + \frac{1}{64}\ln\left|\frac{x}{8-x}\right| + C$   
 11.  $(\ln 3)x + x\ln x - x + C$  13.  $\frac{x^5}{5}(\ln x) - \frac{x^5}{25} + C$   
 15.  $\frac{x^4}{4}(\ln x) - \frac{x^4}{16} + C$  17.  $\ln|x + \sqrt{x^2 + 7}| + C$   
 19.  $\frac{2}{5-7x} + \frac{2}{5}\ln\left|\frac{x}{5-7x}\right| + C$  21.  $-\frac{5}{4}\ln\left|\frac{x-1/2}{x+1/2}\right| + C$   
 23.  $m\sqrt{m^2 + 4} + 4\ln|m + \sqrt{m^2 + 4}| + C$   
 25.  $\frac{5}{2x^2}(\ln x) + \frac{5}{4x^2} + C$  27.  $x^3e^x - 3x^2e^x + 6xe^x - 6e^x + C$  29.  $\frac{1}{15}(3x-1)(1+2x)^{3/2} + C$   
 31.  $S(x) = 100\left[\frac{20}{20-x} + \ln(20-x)\right]$   
 33.  $-4\ln\left|\frac{x}{3x-2}\right| + C$  35.  $\frac{-1}{2(x-2)} + \frac{1}{4}\ln\left|\frac{x}{x-2}\right| + C$   
 37.  $\frac{-3}{e^{-x}-3} + \ln|e^{-x}-3| + C$

**Chapter Review Exercises, p. 466**

1. True 2. False 3. True 4. False 5. (e) 6. (d)  
 7. (a) 8. (f) 9. (b) 10. (c) 11. \$77,000  
 12.  $4x^5 + C$  13.  $3e^x + 2x + C$  14.  $t^3 + \frac{5}{2}t^2 + \ln t + C$   
 15. 9 16. 21 17. Total number of words keyboarded in  $t$  minutes 18. Total sales in  $t$  days  
 19.  $\frac{b^6 - a^6}{6}$  20.  $-\frac{2}{5}$  21.  $e - \frac{1}{2}$  22.  $2\ln 4$ , or  $4\ln 2$   
 23.  $\frac{22}{3}$  24. Zero 25. Negative 26. Positive  
 27.  $13\frac{1}{2}$  28.  $\frac{1}{4}e^{x^2} + C$  29.  $\ln(4t^6 + 3) + C$   
 30.  $\frac{1}{4}(\ln 4x)^2 + C$  31.  $-\frac{2}{3}e^{-3x} + C$  32.  $xe^{3x} - \frac{1}{3}e^{3x} + C$   
 33.  $-\frac{2x}{3} + x\ln x^{2/3} + C$  34.  $x^3\ln x - \frac{x^3}{3} + C$   
 35.  $e^{3x}\left(\frac{1}{3}x^4 - \frac{4}{9}x^3 + \frac{4}{9}x^2 - \frac{8}{27}x + \frac{8}{81}\right) + C$   
 36.  $\frac{1}{14}\ln\left|\frac{7+x}{7-x}\right| + C$  37.  $\frac{1}{5}x^2e^{5x} - \frac{2}{25}xe^{5x} + \frac{2}{125}e^{5x} + C$   
 38.  $\frac{1}{49} + \frac{x}{7} - \frac{1}{49}\ln|7x+1| + C$

39.  $\ln|x + \sqrt{x^2 - 36}| + C$  40.  $x^7\left(\frac{\ln x}{7} - \frac{1}{49}\right) + C$   
 41.  $\frac{1}{64}e^{8x}(8x-1) + C$  42. About \$70,666.67  
 43.  $\frac{1}{2}(1 - 3e^{-2})$ , or approximately 0.297 44. 80 mi  
 45. About \$162,753.79  
 46.  $10x^3e^{0.1x} - 300x^2e^{0.1x} + 6000xe^{0.1x} - \frac{60,000}{e^{0.1x}} + C$   
 47.  $\ln|4t^3 + 7| + C$  48.  $\frac{2}{75}(5x-8)\sqrt{4+5x} + C$   
 49.  $e^{x^3} + C$  50.  $\ln(x+9) + C$  51.  $\frac{1}{96}(t^8 + 3)^{12} + C$   
 52.  $x\ln(7x) - x + C$  53.  $\frac{x^2}{2}\ln(8x) - \frac{x^2}{4} + C$   
 54.  $\frac{1}{10}[\ln|t^5 + 3|]^2 + C$  55.  $-\frac{1}{2}\ln(1 + 2e^{-x}) + C$   
 56.  $(\ln\sqrt{x})^2 + C$ , or  $\frac{1}{4}(\ln x)^2 + C$   
 57.  $x^{92}\left(\frac{\ln x}{92} - \frac{1}{8464}\right) + C$   
 58.  $(x-3)\ln(x-3) - (x-4)\ln(x-4) + C$   
 59.  $\frac{1}{3(\ln x)^3} + C$  60.  $\frac{3}{7}(x+3)^{7/3} - \frac{9}{4}(x+3)^{4/3} + C$   
 61.  $\frac{1}{16}(2x+1)^2 - \frac{1}{4}(2x+1) + \frac{1}{8}\ln(2x+1) + C$   
 62. 1.343

**Chapter 4 Test, p. 468**

1. [4.2] 95 2. [4.1]  $\frac{2\sqrt{3}}{3}x^{3/2} + C$  3. [4.1]  $\frac{500}{3}x^6 + C$   
 4. [4.1]  $e^x + \ln x + \frac{8}{11}x^{11/8} + C$  5. [4.3]  $\frac{1}{6}$  6. [4.3]  $4\ln 3$   
 7. [4.3] Total miles run in  $t$  hours 8. [4.3] 12  
 9. [4.3]  $\frac{1 - e^{-2}}{2}$  10. [4.3] 1 11. [4.4]  $\frac{61}{6}$  12. [4.3] Positive  
 13. [4.5]  $\ln(x+12) + C$  14. [4.5]  $-2e^{-0.5x} + C$   
 15. [4.5]  $\frac{(t^4 + 3)^{10}}{40} + C$  16. [4.6]  $\frac{1}{5}xe^{5x} - \frac{1}{25} + C$   
 17. [4.6]  $\frac{x^4}{4}\ln x^4 - \frac{x^4}{4} + C$ , or  $x^4\ln|x| - \frac{x^4}{4} + C$   
 18. [4.7]  $\frac{2^x}{\ln 2} + C$  19. [4.7]  $\frac{1}{7}\ln\left|\frac{x}{7-x}\right| + C$   
 20. [4.4] 6 21. [4.4]  $\frac{1}{3}$  22. [4.4] \$49,000 23. [4.3] 94 words  
 24. [4.3] 5.4 km 25. [4.5]  $\frac{6}{7}\ln(5+7x) + C$   
 26. [4.6]  $x^5e^x - 5x^4e^x + 20x^3e^x - 60x^2e^x + 120xe^x - 120e^x + C$   
 27. [4.5]  $\frac{1}{6}e^{x^6} + C$  28. [4.6, 4.7]  $\frac{2}{3}x^{3/2}(\ln x) - \frac{4}{9}x^{3/2} + C$   
 29. [4.7]  $\frac{1}{16}\ln\left(\frac{8+x}{8-x}\right) + C$   
 30. [4.6, 4.7]  $-10x^4e^{-0.1x} - 400x^3e^{-0.1x} - 12,000x^2e^{-0.1x} - 240,000xe^{-0.1x} - 2,400,000e^{-0.1x} + C$   
 31. [4.6]  $\frac{x^2}{2}\ln(13x) - \frac{x^2}{4} + C$   
 32. [4.6]  $\frac{1}{15}(3x^2 - 8)(x^2 + 4)^{3/2} + C$   
 33. [4.5]  $\frac{(\ln x)^4}{4} - \frac{4}{3}(\ln x)^3 + 5\ln x + C$   
 34. [4.6]  $(x+3)\ln(x+3) - (x+5)\ln(x+5) + C$   
 35. [4.6, 4.7]  $\frac{3}{10}(8x^3 + 10)(5x-4)^{2/3} - \frac{108}{125}x^2(5x-4)^{5/3} + \frac{81}{625}x(5x-4)^{8/3} - \frac{243}{34,375}(5x-4)^{11/3} + C$   
 36. [4.6]  $\frac{27}{27}(3x-2)^{3/2} + \frac{4}{9}(3x-2)^{1/2} + C$   
 37. [4.6]  $x + 8\ln x - \frac{16}{x} + C$   
 38. [4.5]  $\frac{1}{\ln 5}e^{(\ln 5)x} + C$ , or  $\frac{5^x}{\ln 5} + C$  39. [4.4] 16

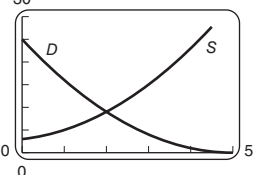
Extended Technology Application, p. 470

1. (a) 36%; (b) 33.3    2. (a) 16.7%; (b) 55.5  
 3. (a)  $f(x) = x^{1.75}$ , where  $0 \leq x \leq 1$ ; (b) 0.272, 27.2;  
 (c)  $\sim 59\%$     4. (a)  $f(x) = x^{2.34}$ , where  $0 \leq x \leq 1$ ;  
 (b) 0.2, 20; (c)  $\sim 15.4\%$ ; (d)  $\sim 21.9\%$   
 5. Left to the student    6. (a)  $f(x) = x^{2.64}$ ; (b)  $\sim 20.6\%$   
 7. (a)  $f(x) = x^{1.86}$ ; (b)  $\sim 32.9\%$     8. (a) 34.3%;  
 (b)  $f(x) = 0.0000763(11022.2)^x$ , where  $0 \leq x \leq 1$ ;  
 (c) 0.409; (d) 0.819, 81.9; (e)  $\sim 0.8\%$ ; (f)  $\sim 79.2\%$

Chapter 5

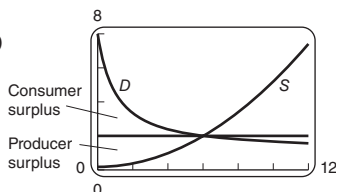
Technology Connection, p. 474

1. The point of intersection is (2, 9); this is the equilibrium point.

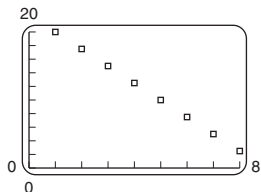


Exercise Set 5.1, p. 479

1. (a) (6, \$4); (b) \$15; (c) \$9    3. (a) (1, \$9);  
 (b) \$3.33; (c) \$1.67    5. (a) (3, \$9); (b) \$36; (c) \$18  
 7. (a) (50, \$500); (b) \$12,500; (c) \$6250    9. (a) (2, \$3);  
 (b) \$2; (c) \$0.35    11. (a) (100, \$10); (b) \$1000;  
 (c) \$333.33    13. (a) (0.8, \$10.24); (b) \$2.22; (c) \$0.98  
 15. (a) (5, \$0.61); (b) \$86.36; (c) \$2.45    17.   
 19. (a) (6, \$2); (b)  
 (c) \$7.62; (d) \$7.20



21. (a) Linear    (b)  $y = -2.5x + 22.5$ ;  
 (c) \$45; (d) \$24.20

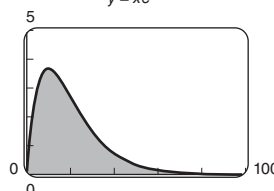


Exercise Set 5.2, p. 489

1. \$119,721.74    3. \$235,955.31    5. \$83,527.02  
 7. \$173,773.94    9. \$2,617,560    11. \$19,765,160  
 13. \$3,207,800    15. \$7,981,030    17. \$380,920  
 19. \$216,192    21. \$70,408.74    23. (a) \$1,321,610;  
 (b) \$7,995,280    25. \$160,777.75    27. A: \$598,884,  
 B: \$601,377; B is the better buy.    29. (a) Crunchers:  
 \$2,338,910, Radars: \$2,364,760; (b) the difference of the  
 accumulated present values of the two offers, or \$25,850  
 31. (a) \$62,144.41; (b) \$4796.74    33. \$379,358.53  
 35. (a) \$6,080,740; (b) \$1,179,540    37. (a) \$2,182,290;  
 (b) \$538,145; (c) 4%: \$688,339, 6%: \$582,338, 8%: \$498,815,  
 10%: \$432,332 (d)    39. 1712.4 trillion cubic feet  
 41. 2042    43. (a) approximately 0.0284, or 2.84%;  
 (b) approximately 39.76 billion barrels; (c) approximately  
 27.7 years after 2006    45. 16.031 lb    47. \$535,847  
 49. \$732,121    51.

Exercise Set 5.3, p. 496

1. Convergent;  $\frac{1}{2}$     3. Divergent    5. Convergent; 1  
 7. Convergent;  $\frac{1}{2}$     9. Divergent    11. Convergent; 2  
 13. Divergent    15. Divergent    17. Divergent  
 19. Convergent; 1    21. Convergent;  $\frac{1000}{\pi^{0.001}}$     23. Divergent  
 25.  $\frac{1}{2}$     27. 1    29. \$51,428.57    31. \$6250    33. \$4500  
 35. \$62,500    37. \$900,000    39.  $33,333\frac{1}{3}$  lb  
 41. (a) 4.20963; (b) 0.702858 rem; (c) 2.37551 rems  
 43. Divergent    45. Convergent; 2    47. Convergent;  $\frac{1}{2}$   
 49.  $\frac{1}{k^2}$  is the total dose of the drug.    51.   
 53.  $y = xe^{-0.1x}$     55. About 1.252



Exercise Set 5.4, p. 506

1.  $\int_1^3 \frac{1}{4}x dx = \left[\frac{x^2}{8}\right]_1^3 = \frac{9}{8} - \frac{1}{8} = 1$   
 3.  $\int_0^{1/3} 3 dx = [3x]_0^{1/3} = 3\left(\frac{1}{3} - 0\right) = 1$   
 5.  $\int_0^4 \frac{3}{64}x^2 dx = \left[\frac{x^3}{64}\right]_0^4 = \frac{1}{64}(4^3 - 0^3) = 1$   
 7.  $\int_1^e \frac{1}{x} dx = [\ln x]_1^e = \ln e - \ln 1 = 1 - 0 = 1$   
 9.  $\int_{-1}^1 \frac{3}{2}x^2 dx = \left[\frac{x^3}{2}\right]_{-1}^1 = \frac{1^3}{2} - \frac{(-1)^3}{2} = \frac{1}{2} + \frac{1}{2} = 1$   
 11.  $\int_0^\infty 3e^{-3x} dx = \lim_{b \rightarrow \infty} \int_0^b 3e^{-3x} dx = \lim_{b \rightarrow \infty} [-e^{-3x}]_0^b$   
 $= \lim_{b \rightarrow \infty} [-e^{-3b} - (-e^0)] = \lim_{b \rightarrow \infty} \left(-\frac{1}{e^{3b}} + 1\right) = 1$   
 13.  $\frac{2}{21}; f(x) = \frac{2}{21}x$     15.  $\frac{3}{2}; f(x) = \frac{3}{2}x^2$     17.  $\frac{1}{6}; f(x) = \frac{1}{6}$   
 19.  $\frac{1}{2}; f(x) = \frac{2-x}{2}$     21.  $\frac{1}{\ln 3}; f(x) = \frac{1}{x \ln 3}$   
 23.  $\frac{1}{e^3 - 1}; f(x) = \frac{e^x}{e^3 - 1}$     25. (a)  $\frac{8}{25}$ , or 0.32; (b)   
 27.  $\frac{11}{16}$ , or 0.6875    29. 0.3297    31. 0.999955    33. 0.3935  
 35. (a)  $k \approx \frac{1}{59,119.3} \approx 0.000017$ ; (b) 0.02404  
 37. 0.950213    39.  $\sqrt{2}$     41. 0.049787  
 43–53. Check using the answers to Exercises 1–11.

Technology Connection, p. 516

1. (a) 0.6295, or 62.95%; (b) 0.0228, or 2.28%  
 2. (a) About 19.6%; (b) about 90.1%

Technology Connection, p. 517

1.  $x = 0$     2.  $x = -0.674$     3.  $x = 9.935$   
 4.  $x = 2.477$     5.  $x = 103.201$

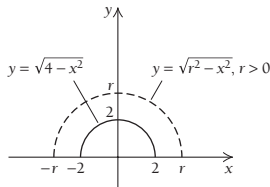
Exercise Set 5.5, p. 520

1.  $\mu = E(x) = 5, E(x^2) = \frac{79}{3}, \sigma^2 = \frac{4}{3}, \sigma = \frac{2}{\sqrt{3}}$   
 3.  $\mu = E(x) = \frac{8}{3}, E(x^2) = 8, \sigma^2 = \frac{8}{9}, \sigma = \frac{2\sqrt{2}}{3}$

5.  $\mu = E(x) = \frac{13}{6}, E(x^2) = 5, \sigma^2 = \frac{11}{36}, \sigma = \frac{\sqrt{11}}{6}$   
 7.  $\mu = E(x) = 0, E(x^2) = \frac{3}{5}, \sigma^2 = \frac{3}{5}, \sigma = \sqrt{\frac{3}{5}}$   
 9.  $\mu = E(x) = \frac{6}{\ln 5}, E(x^2) = \frac{27}{\ln 5}, \sigma^2 = \frac{27 \ln 5 - 36}{(\ln 5)^2},$   
 $\sigma = \frac{\sqrt{27 \ln 5 - 36}}{\ln 5}$  11. 0.4834 13. 0.4147 15. 0.6442  
 17. 0.0150 19. 0.1790 21. 0.0013 23. (a) 0.6826;  
 (b) 68.26% 25. 0.2898 27. 0.4514 29–46. Check using  
 the answers to Exercises 11–28. 47. (a) -0.52; (b) 0;  
 (c) 1.645 49. (a) -15.04; (b) -14.44 51. 0.62%  
 53. 0.7910 55. (a) 982; (b) 1055; (c) 1185 57. (a) 84;  
 (b) 80 59. 90.8th  
 61.  $\mu = E(x) = \frac{b+a}{2}, E(x^2) = \frac{b^2+ab+a^2}{3},$   
 $\sigma^2 = \frac{(b-a)^2}{12}, \sigma = \frac{b-a}{2\sqrt{3}}$   
 63.  $\sqrt{2}$  65.  $\frac{\ln 2}{k}$  67. 7.801 oz 69.

**Exercise Set 5.6, p. 525**

1.  $\frac{\pi}{3}$ , or about 1.05 3.  $\frac{15\pi}{2}$ , or about 23.56  
 5.  $\frac{\pi}{2}(e^{10} - e^{-4})$ , or about 34,599.06 7.  $\frac{2\pi}{3}$ , or about 2.09  
 9.  $4\pi \ln \frac{9}{4}$ , or about 10.19 11.  $32\pi$ , or about 100.53  
 13.  $\frac{32\pi}{5}$ , or about 20.11 15.  $56\pi$ , or about 175.93  
 17.  $\frac{32\pi}{3}$ , or about 33.51 19.  $1,703,703.7\pi \text{ ft}^3$   
 21.



The graphs are semicircles. Their rotation about the  $x$ -axis creates spheres of radius 2 and  $r$ , respectively.  
 23.  $2\pi e^3$ , or about 126.20  
 25.  $\pi$

**Exercise Set 5.7, p. 533**

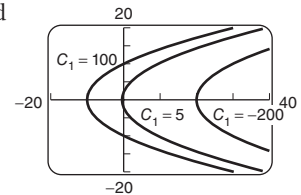
1.  $y = x^5 + C; y = x^5, y = x^5 - 1, y = x^5 + \pi$   
 (answers may vary) 3.  $y = \frac{1}{2}e^{2x} + \frac{1}{2}x^2 + C; y = \frac{1}{2}e^{2x} + \frac{1}{2}x^2,$   
 $y = \frac{1}{2}e^{2x} + \frac{1}{2}x^2 - 3, y = \frac{1}{2}e^{2x} + \frac{1}{2}x^2 + 3$  (answers may vary)  
 5.  $y = 8 \ln x - \frac{1}{3}x^3 + \frac{1}{6}x^6 + C; y = 8 \ln x - \frac{1}{3}x^3 + \frac{1}{6}x^6,$   
 $y = 8 \ln x - \frac{1}{3}x^3 + \frac{1}{6}x^6 + 5, y = 8 \ln x - \frac{1}{3}x^3 + \frac{1}{6}x^6 - 17$   
 (answers may vary) 7.  $y = \frac{1}{3}x^3 + x^2 - 3x + 4$   
 9.  $f(x) = \frac{3}{5}x^{5/3} - \frac{1}{2}x^2 - \frac{61}{10}$  11.  $y' = \ln x + 3; y'' = 1/x$

$$\begin{array}{r|l} y'' - \frac{1}{x} & 0 \\ \hline \frac{1}{x} - \frac{1}{x} & 0 \\ \hline 0 & 0 \end{array}$$

13.  $y' = 4e^x + 3xe^x; y'' = 7e^x + 3xe^x$   

$$\begin{array}{r|l} y'' - 2y' + y & 0 \\ \hline (7e^x + 3xe^x) - 2(4e^x + 3xe^x) + (e^x + 3xe^x) & 0 \\ \hline (7e^x - 8e^x + e^x) + (3xe^x - 6xe^x + 3xe^x) & 0 \\ \hline 0 & 0 \end{array}$$
  
 15.  $y = C_1e^{x^4}$ , where  $C_1 = \pm e^C$  17.  $y = \sqrt[3]{4x^2 + C}$

19.  $y = \sqrt{2x^2 + C_1}, y = -\sqrt{2x^2 + C_1}$ , where  $C_1 = 2C$   
 21.  $y = \sqrt{12x + C_1}$  and  $y = -\sqrt{12x + C_1}$ , where  $C_1 = 2C$   
 23.  $y = 8e^{x^2/2} - 3$  25.  $y = \sqrt[3]{15x - 3}$   
 27.  $y = C_1e^{3x}$ , where  $C_1 = \pm e^C$  29.  $P = C_1e^{2t}$ , where  
 $C_1 = \pm e^C$  31.  $f(x) = \ln x - 2x^2 + \frac{2}{3}x^{3/2} + 9$   
 33.  $C(x) = 2.6x - 0.01x^2 + 120, A(x) = 2.6 - 0.01x + \frac{120}{x}$   
 35. (a)  $P(C) = \frac{400}{\sqrt{C+3}} - 40$ ; (b) \$97  
 37. (a)  $R = k \ln(S+1) + C$ ; (b)  $R = k \ln(S+1)$ ; (c)   
 39.  $q = 200 - x$  41.  $q = \frac{C_1}{x^n}$ , where  $C_1 = e^C$   
 43.  $R = C_1S^k$ , where  $C_1 = e^C$  45.  $y = \frac{1}{e^{1/x} - C}$   
 47. 49.  $y = \frac{1}{3}x^2 + \frac{C}{x}$   
 51.  $y_1 = \sqrt{10x + C_1}$  and  $y_2 = -\sqrt{10x + C_1}$ ,  
 where  $C_1 = 2C$



**Chapter Review Exercises, p. 541**

1. (d) 2. (e) 3. (f) 4. (b) 5. (c) 6. (a) 7. False  
 8. True 9. True 10. False 11. False 12. True  
 13. (2, \$16) 14. \$18.67 15. \$5.33 16. \$7195.37  
 17. \$6603.40 18. \$25,948.85 19. \$7919.65 per yr  
 20. \$639,668.38 21. 16.03 billion metric tons  
 22. 53.0 yr from 2005 23. Convergent; 1 24. Divergent  
 25. Convergent;  $\frac{1}{2}$  26.  $k = \frac{8}{3}; f(x) = \frac{8}{3x^3}$  27. 0.6  
 28.  $\frac{3}{10}$  29.  $\frac{1}{2}$  30.  $\frac{1}{2}$  31.  $\frac{1}{20}$  32.  $\frac{1}{2\sqrt{5}}$   
 33. 78.4th percentile 34. 0.4678 35. 0.8827 36. 0.1002  
 37. 0.5000 38. 0.3085 39. \$6199.06  
 40.  $\frac{127\pi}{7}$  41.  $\frac{\pi}{6}$  42.  $y = C_1e^{x^{11}}$ , where  $C_1 = \pm e^C$   
 43.  $y = \sqrt{4x + C_1}$  and  $y = -\sqrt{4x + C_1}$ , where  $C_1 = 2C$   
 44.  $y = 5e^{4x}$  45.  $v = \sqrt[3]{15t + 19}$   
 46.  $y = \sqrt{3x^2 + C_1}$  and  $y = -\sqrt{3x^2 + C_1}$ , where  $C_1 = 2C$   
 47.  $y = C_1e^{-x^2/2} + 8$ , where  $C_1 = \pm e^{-C}$  48.  $q = 100 - x$   
 49.  $V = -6.37e^{-kt} + 36.37$  50.  $\sqrt[9]{4.5}$  51. Divergent  
 52. Convergent; 3 53. 1

**Chapter 5 Test, p. 543**

1. [5.1] (3, \$16) 2. [5.1] \$45 3. [5.1] \$22.50  
 4. [5.2] \$18,081.81 5. [5.2] \$55,766.35 6. [5.2] 1149.5  
 million metric tons 7. [5.2] 28.89 yr after 2004  
 8. [5.2] \$4273.39 per yr 9. [5.2] \$1,906,391.71  
 10. [5.2] \$1403,270.10 11. [5.3] Convergent;  $\frac{1}{4}$   
 12. [5.3] Divergent 13. [5.4]  $\frac{1}{4}; f(x) = \frac{1}{4}x^3$  on  $[0, 2]$   
 14. [5.4] 0.9975 15. [5.5]  $E(x) = \frac{13}{6}$  16. [5.5]  $E(x^2) = 5$   
 17. [5.5]  $\mu = \frac{13}{6}$  18. [5.5]  $\sigma^2 = \frac{11}{36}$  19. [5.5]  $\sigma = \frac{\sqrt{11}}{6}$   
 20. [5.5] 37.5th percentile 21. [5.5] 0.4032 22. [5.5] 0.1365  
 23. [5.5] 0.9071 24. [5.5] 0.3085 25. [5.5] \$14.59 per lb

26. [5.6]  $\pi \ln 5$  27. [5.6]  $\frac{5\pi}{2}$  28. [5.7]  $y = C_1 e^{x^8}$ , where  $C_1 = e^C$  29. [5.7]  $y = \sqrt{18x + C_1}$  and  $y = -\sqrt{18x + C_1}$ , where  $C_1 = 36$  30. [5.7]  $y = 11e^{6t}$  31. [5.7]  $y = \pm C_1 e^{-x^3/3} + 5$ , where  $C_1 = \pm e^{-C}$  32. [5.7]  $v = \pm \sqrt[4]{8t + C_1}$ , where  $C_1 = 4C$  33. [5.7]  $y = C_1 e^{4x+x^2/2}$ , where  $C_1 = \pm e^C$  34. [5.7]  $q = \frac{C_1}{x^4}$ , where  $C_1 = e^{-C}$  35. [5.7] (a)  $V(t) = 36(1 - e^{-kt})$ ; (b)  $k = 0.12$ ; (c)  $V(t) = 36(1 - e^{-0.12t})$ ; (d)  $V(12) = \$27.47$ ; (e)  $t \approx 14.9$  months 36. [5.4]  $\sqrt[4]{4}$ , or  $\sqrt{2}$  37. [5.3] Convergent;  $-\frac{1}{4}$  38. [5.3]  $\pi$

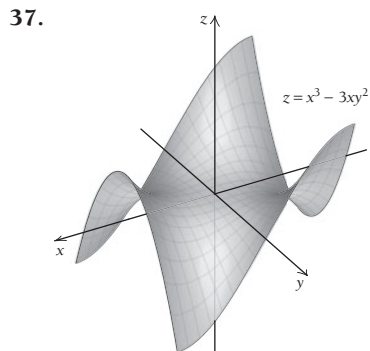
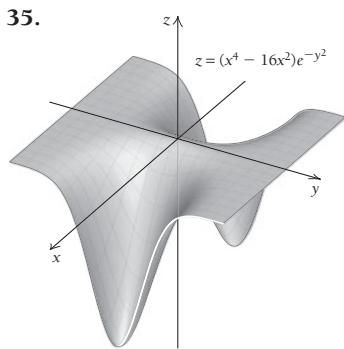
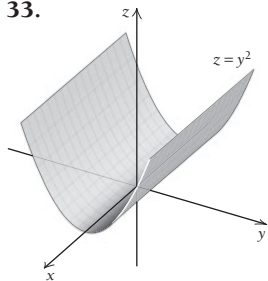
**Extended Technology Application, p. 545**

1.  $y = 0.00525488582427x^3 - 0.31949926791313x^2 + 5.2617546608767x - 8.994864719578$  2. 12,348.287 cm<sup>3</sup> 3.  $y = 0.00109000713314x^4 - 0.02219272885861x^3 + 0.11944088382992x^2 - 0.11585042438606x + 1.0466143607372$  4. 35.170535 in<sup>3</sup>, 19.493 fl. oz 5. It seems good since the volume estimate was 19.493 fl. oz. 6. The cubic function  $y = 0.00149729174531x^3 - 0.05193696325118x^2 + 0.34763221627001x + 0.68805240705899$  yields an estimated volume of 35.4635 in<sup>3</sup>, or 19.655 fl. oz, which is a better estimate.

**Chapter 6**

**Exercise Set 6.1, p. 554**

1. 0; -14; 250 3. 1;  $-\frac{125}{9}$ ; 23 5. 9; 66; 128 7. 6; 12 9.  $\{(x, y) | y \geq 3x\}$  11.  $\{(x, y) | y \geq 0\}$  13. 25.62 15. \$151,571.66 17. (a) \$165.70; (b) \$143.70; (c) for (a), approximately \$11,930.40; for (b), approximately \$12,070.80; she spends less with option (a). 19. 244.7 mph 21. 1.939 m<sup>2</sup> 23. (a) 65; (b) 62; (c) about 30%; (d) 25. Drops by approximately 10% 27. 29. -10°F 31. -64°F 33.



**Exercise Set 6.2, p. 562**

1. 2; -3; 2; -3 3.  $6x - 2y; -2x + 1; -6; 1$  5.  $2 - 5y; -5x; -18; -20$  7.  $\frac{x}{\sqrt{x^2 + y^2}}; \frac{y}{\sqrt{x^2 + y^2}}; \frac{-2}{\sqrt{5}}; \frac{-2}{\sqrt{13}}$  9.  $2e^{2x-y}; -e^{2x-y}$  11.  $ye^{xy}; xe^{xy}$  13.  $\frac{y}{x + 2y}; \frac{2y}{x + 2y} + \ln(x + 2y)$  15.  $1 + \ln(xy); \frac{x}{y}$  17.  $\frac{1}{y} + \frac{y}{3x^2}; -\frac{x}{y^2} - \frac{1}{3x}$  19.  $12(2x + y - 5); 6(2x + y - 5)$  21.  $4m^2 + 10m + 2b - 22; 3m^2 + 8mb + 10b + 26m - 56$  23.  $5y - 2\lambda; 5x - \lambda; -(2x + y - 8)$  25.  $2x - 10\lambda; 2y - 2\lambda; -(10x + 2y - 4)$  27.  $f_{xx} = 0; f_{yy} = 0; f_{xy} = 5; f_{yx} = 5$  29.  $f_{xx} = 0; f_{yy} = 14x; f_{xy} = 14y + 5; f_{yx} = 14y + 5$  31.  $f_{xx} = 20x^3y^4 + 6xy^2; f_{yy} = 12x^5y^2 + 2x^3; f_{xy} = 20x^4y^3 + 6x^2y; f_{yx} = 20x^4y^3 + 6x^2y$  33. 0; 0; 0; 0 35.  $4y^2e^{2xy}; 4xye^{2xy} + 2e^{2xy}; 4xye^{2xy} + 2e^{2xy}; 4x^2e^{2xy}$  37. 0; 0; 0;  $e^y$  39.  $\frac{-y}{x^2}; \frac{1}{x}; \frac{1}{x}; 0$  41. (a) 614,400 units (b)  $\frac{\partial p}{\partial x} = 960\left(\frac{y}{x}\right)^{3/5}; \frac{\partial p}{\partial y} = 1440\left(\frac{x}{y}\right)^{2/5}$ ; (c)  $\left.\frac{\partial p}{\partial x}\right|_{(32, 1024)} = 7680; \left.\frac{\partial p}{\partial y}\right|_{(32, 1024)} = 360$ ; (d) 43. (a) \$1.274 million; (b)  $\frac{\partial P}{\partial w} = -0.005075w^{-1.638}r^{1.038}s^{0.873}t^{2.468}$ ,  $\frac{\partial P}{\partial r} = 0.008257w^{-0.638}r^{0.038}s^{0.873}t^{2.468}$ ,  $\frac{\partial P}{\partial s} = 0.006945w^{-0.638}r^{1.038}s^{-0.127}t^{2.468}$ ,  $\frac{\partial P}{\partial t} = 0.019633w^{-0.638}r^{1.038}s^{0.873}t^{1.468}$ ; (c) 45. 99.6°F 47. 121.3°F 49. 51. (a)  $\frac{\sqrt{w}}{120\sqrt{h}}$ ; (b)  $\frac{\sqrt{h}}{120\sqrt{w}}$ ; (c) -0.0243 m<sup>2</sup> 53. 78.244 55. -0.846 57.  $f_x = \frac{-4xt^2}{(x^2 - t^2)^2}; f_t = \frac{4x^2t}{(x^2 - t^2)^2}$  59.  $f_x = \frac{1}{\sqrt{x}(1 + 2\sqrt{t})}; f_t = \frac{-1 - 2\sqrt{x}}{\sqrt{t}(1 + 2\sqrt{t})^2}$  61.  $f_x = 4x^{-1/3} - 2x^{-3/4}t^{1/2} + 6x^{-3/2}t^{3/2}; f_t = -4x^{1/4}t^{-1/2} - 18x^{-1/2}t^{1/2}$  63.  $f_{xx} = \frac{-6y}{x^4}; f_{xy} = \frac{-2}{y^3} + \frac{2}{x^3}; f_{yx} = \frac{-2}{y^3} + \frac{2}{x^3}; f_{yy} = \frac{6x}{y^4}$  65. 67.  $f_{xx} = \frac{-2x^2 + 2y^2}{(x^2 + y^2)^2}$  and  $f_{yy} = \frac{2x^2 - 2y^2}{(x^2 + y^2)^2}$ , so  $f_{xx} + f_{yy} = 0$  69. (a)  $\lim_{h \rightarrow 0} \frac{y(h^2 - y^2)}{h^2 + y^2} = -y$ ; (b)  $\lim_{h \rightarrow 0} \frac{x(x^2 - h^2)}{x^2 + h^2} = x$ ; (c)  $f_{yx}(0, 0) = 1$  and  $f_{xy}(0, 0) = -1$ ; at (0, 0), the mixed partial derivatives are not equal.

**Exercise Set 6.3, p. 570**

1. Relative minimum =  $-\frac{1}{3}$  at  $(-\frac{1}{3}, \frac{2}{3})$
3. Relative maximum =  $\frac{4}{27}$  at  $(\frac{2}{3}, \frac{2}{3})$
5. Relative minimum =  $-1$  at  $(1, 1)$
7. Relative minimum =  $-7$  at  $(1, -2)$
9. Relative minimum =  $-5$  at  $(-1, 2)$
11. No relative extrema
13. Relative minimum =  $e$  at  $(0, 0)$
15. 6 thousand of the \$17 sunglasses and 5 thousand of the \$21 sunglasses
17. Maximum value of  $P = \$55$  million when  $a = \$10$  million and  $p = \$3$
19. The bottom measures 8 ft by 8 ft, and the height is 5 ft.
21. (a)  $R = 64p_1 - 4p_1^2 - 4p_1p_2 + 56p_2 - 4p_2^2$ ; (b)  $p_1 = 6$ , or \$60,  $p_2 = 4$ , or \$40; (c)  $q_1 = 32$ , or 3200 units,  $q_2 = 28$ , or 2800 units; (d) \$304,000
23. No relative extrema; saddle point at  $(0, 0)$
25. Relative minimum = 0 at  $(0, 0)$ ; saddle points at  $(2, 1)$  and  $(-2, 1)$
- 27.
29. Relative minimum =  $-5$  at  $(0, 0)$
31. No relative extrema

**Technology Connection p. 574**

1.  $x = -2, y = 3$
2.  $x = -10, y = 37$
3.  $x = -13, y = 19$

**Exercise Set 6.4, p. 576**

1.  $y = 0.6x + 0.95$
3.  $y = \frac{36}{35}x - \frac{29}{35}$
5. (a)  $y = 0.15x + 3.95$ ; (b) \$7.70, \$8.45
7. (a)  $y = 0.17x - 261.07$ ; (b) 80.6 yr, 81.5 yr
9. (a)  $y = 1.07x - 1.24$ ; (b) 85%
- 11.
13. (a)  $y = -0.0059379586x + 15.57191398$ ; (b) 3:38.2, 3:36.4; (c) the value predicted is 3:42.1, about a second less than the actual record.

**Exercise Set 6.5, p. 586**

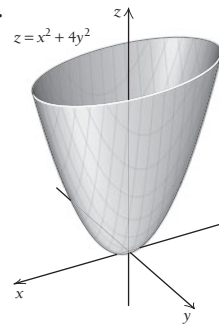
1. Maximum =  $\frac{25}{3}$  at  $(\frac{5}{3}, 5)$
3. Maximum =  $-16$  at  $(2, 4)$
5. Minimum = 20 at  $(4, 2)$
7. Minimum =  $-96$  at  $(8, -12)$
9. Minimum =  $\frac{3}{2}$  at  $(1, \frac{1}{2}, -\frac{1}{2})$
11. 25 and 25
13. 3 and  $-3$
15.  $(\frac{3}{2}, 2, \frac{3}{2})$
17.  $9\frac{3}{4}$  in. by  $9\frac{3}{4}$  in.;  $95\frac{1}{16}$  in<sup>2</sup>; no
19.  $r = \sqrt[3]{\frac{27}{2\pi}} \approx 1.6$  ft,  $h = 2r \approx 3.2$  ft; about 48.3 ft<sup>2</sup>
21. Maximum value of  $S$  is 1012.5 at  $L = 22.5, M = 67.5$
23. (a)  $C(x, y, z) = 7xy + 6yz + 6xz$ ; (b)  $x = 60$  ft,  $y = 60$  ft,  $z = 70$  ft; minimum cost is \$75,600
25. 10,000 units on A, 100 units on B
27. Absolute maxima at  $(-1, 2, 9)$  and  $(1, 2, 9)$ ; absolute minimum at  $(0, 0, 0)$
29. Absolute maximum at  $(2, 2, 8)$ ; absolute minimum at  $(0, 6, -12)$
31. (a)  $P(x, y) = 45x + 50y$ , 180 acres of celery and 120 acres of lettuce, \$14,100 profit; (b) 270 acres of lettuce and zero acres of celery, \$14,100 profit
33. Minimum =  $-\frac{155}{128}$  at  $(-\frac{7}{16}, -\frac{3}{4})$
35. Maximum =  $\frac{8}{27}$  at  $(\pm\sqrt{\frac{2}{3}}, \pm\sqrt{\frac{2}{3}}, \pm\sqrt{\frac{2}{3}})$
37. Maximum = 2 at  $(\frac{1}{2}, \frac{1}{2}, \frac{1}{2})$
39.  $\lambda = \frac{p_x}{c_1} = \frac{p_y}{c_2}$
- 41.
- 43–49. Left to the student

**Exercise Set 6.6, p. 592**

1. 9
3. 14
5.  $-10$
7. 0
9.  $\frac{3}{20}$
11.  $\frac{1}{2}$
13. 4
15.  $\frac{4}{15}$
17. 1
19.  $\frac{5}{12}$
21. 18,000 fireflies
23. 39
25.  $\frac{13}{240}$
- 27.
29. Left to the student

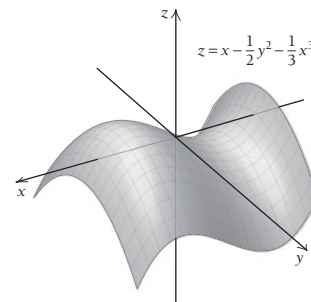
**Chapter Review Exercises, p. 598**

1. (e)
2. (h)
3. (f)
4. (g)
5. (b)
6. (c)
7. (d)
8. (a)
9. 1
10.  $3y^3$
11.  $e^y + 9xy^2 + 2$
12.  $9y^2$
13.  $9y^2$
14. 0
15.  $e^y + 18xy$
16.  $D = \{(x, y) | x \neq 1, y \geq 2\}$
17.  $6x^2 \ln y + y^2$
18.  $\frac{2x^3}{y} + 2xy$
19.  $\frac{6x^2}{y} + 2y$
20.  $\frac{6x^2}{y} + 2y$
21.  $12x \ln y$
22.  $\frac{-2x^3}{y^2} + 2x$
23. Relative minimum =  $-\frac{549}{20}$  at  $(5, \frac{27}{2})$
24. Relative minimum =  $-4$  at  $(0, -2)$
25. Relative maximum =  $\frac{45}{4}$  at  $(\frac{3}{2}, -3)$
26. Relative minimum = 29 at  $(-1, 2)$
27. (a)  $y = \frac{3}{5}x + \frac{20}{3}$ ; (b) 9.1 million
28. (a)  $y = 17.94x + 124.41$ ; (b) \$358
29. Minimum =  $\frac{125}{4}$  at  $(-\frac{3}{2}, -3)$
30. Maximum = 300 at  $(5, 10)$
31. Absolute maximum at  $(3, 0, 9)$ ; absolute minimum at  $(0, 2, -4)$
32.  $\frac{5}{4}$
33.  $\frac{1}{60}$
34. About 1533 students
35. 0
36. The cylindrical container
- 37.



**Chapter 6 Test, p. 599**

1. [6.1]  $e^{-1} - 2$
2. [6.2]  $e^x + 6x^2y$
3. [6.2]  $2x^3 + 1$
4. [6.2]  $e^x + 12xy$
5. [6.2]  $6x^2$
6. [6.2]  $6x^2$
7. [6.2] 0
8. [6.3] Minimum =  $-\frac{7}{16}$  at  $(\frac{3}{4}, \frac{1}{2})$
9. [6.3] None
10. [6.4] (a)  $y = \frac{9}{2}x + \frac{17}{3}$ ; (b) \$24 million
11. [6.5] Maximum =  $-19$  at  $(4, 5)$
12. [6.6] 720
13. [6.5] \$400,000 for labor, \$200,000 for capital
14. [6.2]  $f_x = \frac{-x^4 + 4xt + 6x^2t}{(x^3 + 2t)^2}$ ;  $f_t = \frac{-2x^3 - 2x^2}{(x^3 + 2t)^2}$
15. [6.1]



Extended Technology Application, p. 601

1.

Case	Bldg.	n	k	A	h	t(h, k)
1	B1	2	40	3200	15	21.5
	B2	3	32.66	3200	30	19.4
2	B1	2	60	7200	15	31.5
	B2	3	48.99	7200	30	27.5
3	B1	4	40	6400	45	24.5
	B2	5	35.777	6400	60	23.9
4	B1	5	60	18000	60	36
	B2	10	42.426	18000	135	34.7
5	B1	5	150	112500	60	81
	B2	10	106.066	112500	135	66.5
6	B1	10	40	16000	135	33.5
	B2	17	30.679	16000	240	39.3
7	B1	10	80	64000	135	53.5
	B2	17	61.357	64000	240	54.7
8	B1	17	40	27200	240	44
	B2	26	32.344	27200	375	53.7
9	B1	17	50	42500	240	49
	B2	26	40.43	42500	375	57.7
10	B1	26	77	154154	375	76
	B2	50	55.525	154152	735	101.3

2. Yes    3.  $t(h, k) = \frac{h}{10} + \frac{k}{2}$     4.  $A = \left(1 + \frac{h}{12}\right)k^2 = 40,000$

5. About 57.7 ft by 57.7 ft by 132.2 ft (11 floors)

6. Left to the student

Cumulative Review, p. 60z

1. [R.4]  $y = -4x - 27$     2. [R.2]  $x^2 + 2xh + h^2 - 5$

3. [1.2] (a)  (b) 3; (c) -3; (d) no

4. [1.2] -8    5. [1.2] 3    6. [1.2] Does not exist    7. [2.3] 4

8. [2.3] 0    9. [1.4]  $f'(x) = 2x$     10. [1.1]  $f$     11. [1.2]  $b, f$

12. [1.4]  $b, d, f$     13. [1.5] -9    14. [1.5]  $2x - 7$

15. [1.5]  $\frac{1}{4}x^{-3/4}$     16. [1.5]  $-6x^{-7}$     17. [1.7]  $\frac{10}{3}x^4(2x^5 - 8)^{-2/3}$

18. [1.6]  $\frac{20x^3 - 15x^2 - 8}{(2x - 1)^2}$     19. [3.2]  $\frac{2x}{x^2 + 5}$     20. [3.2] 1

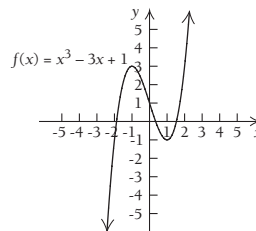
21. [3.1]  $3e^{3x} + 2x$     22. [3.1]  $\frac{e^{\sqrt{x-3}}}{2\sqrt{x-3}}$     23. [3.2]  $\frac{e^x}{e^x - 4}$

24. [1.8]  $2 - 4x^{-3}$     25. [2.5]  $-\$0.04/\text{pair}$     26. [2.7]  $3xy^2 + \frac{y}{x}$

27. [3.1]  $y = x - 2$     28. [1.5]  $x = 1, x = \frac{1}{3}$

29. [2.2] Relative maximum at  $(-1, 3)$ , relative minimum at  $(1, -1)$ ; point of inflection at  $(0, 1)$ ; increasing on  $(-\infty, -1)$

and  $(1, \infty)$ , decreasing on  $(-1, 1)$ ; concave down on  $(-\infty, 0)$ , concave up on  $(0, \infty)$



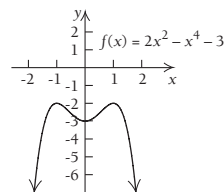
30. [2.2] Relative maxima at  $(-1, -2)$  and  $(1, -2)$ , relative minimum at  $(0, -3)$ ; points of inflection at  $(-\frac{1}{\sqrt{3}}, -\frac{22}{9})$  and

$(\frac{1}{\sqrt{3}}, -\frac{22}{9})$ ; increasing on  $(-\infty, -1)$  and  $(0, 1)$ ,

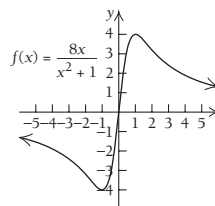
decreasing on  $(-1, 0)$  and  $(1, \infty)$ ; concave down on

$(-\infty, -\frac{1}{\sqrt{3}})$  and  $(\frac{1}{\sqrt{3}}, \infty)$ , concave up on

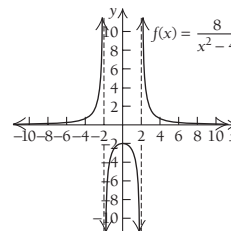
$(-\frac{1}{\sqrt{3}}, \frac{1}{\sqrt{3}})$



31. [2.2, 2.3] Relative maximum at  $(1, 4)$ ; relative minimum at  $(-1, -4)$ ; points of inflection at  $(-\sqrt{3}, -2\sqrt{3})$  and  $(0, 0)$  and  $(\sqrt{3}, 2\sqrt{3})$ ; decreasing on  $(-\infty, -1)$  and  $(1, \infty)$ , increasing on  $(-1, 1)$ ; concave down on  $(-\infty, -\sqrt{3})$  and  $(0, \sqrt{3})$ , concave up on  $(-\sqrt{3}, 0)$  and  $(\sqrt{3}, \infty)$ ; horizontal asymptote at  $y = 0$



32. [2.3] Relative maximum at  $(0, -2)$ ; no points of inflection; vertical asymptotes at  $x = -2$  and  $x = 2$ ; horizontal asymptote at  $y = 0$ ; increasing on  $(-\infty, -2)$  and  $(-2, 0)$ , decreasing on  $(0, 2)$  and  $(2, \infty)$ ; concave up on  $(-\infty, -2)$  and  $(2, \infty)$ , concave down on  $(-2, 2)$



33. [2.4] Minimum = -7 at  $x = 1$     34. [2.4] No absolute extrema    35. [2.4] Maximum =  $6\frac{2}{3}$  at  $x = -1$ ; minimum =  $4\frac{1}{3}$  at  $x = -2$     36. [2.5] 15 sweatshirts

37. [2.5] 30 times; lot size of 15    38. [2.6]  $\Delta y \approx 0.5$ ;  
 $f'(x)\Delta x = 3$     39. [3.3] (a)  $N(t) = 8000e^{0.1t}$ ; (b) 17,804;  
 (c) 6.9 yr    40. [3.6] (a)  $E(x) = \frac{x}{12-x}$ ; (b)  $E(2) = \frac{1}{5}$ , inelastic;  
 (c)  $E(9) = 3$ , elastic; (d) increase; (e)  $x = \$6$   
 41. [2.6] (a)  $\Delta A \approx \pm 50 \text{ ft}^2$ ; (b) 6 squares, \$48  
 42. [4.2]  $\frac{1}{2}x^6 + C$     43. [4.3]  $3 - \frac{2}{e}$   
 44. [4.7]  $\frac{7}{9(7-3x)} + \frac{1}{9} \ln |7-3x| + C$   
 45. [4.5]  $\frac{1}{4}e^{x^4} + C$     46. [4.6]  $\left(\frac{x^2}{2} + 3x\right) \ln x - \frac{x^2}{4} - 3x + C$   
 47. [4.2]  $75 \ln x + C$     48. [4.3] 2    49. [4.3]  $\frac{232}{3}$ , or  $77\frac{2}{3}$   
 50. [5.2] \$41,324.72    51. [5.2] (a) \$28,992.08;  
 (b) \$3832.91/yr; (c) \$21,007.91, \$11,670.90  
 52. [5.2] \$711,632.48    53. [5.3] Convergent,  $\frac{1}{4374}$   
 54. [5.5]  $\frac{3}{2} \ln 3$     55. [5.5] 0.6826    56. [5.5] (a) 0.644;  
 (b) 99.4th; (c) \$57,322.49    57. [5.1] (7, \$169); \$751.33  
 58. [5.6]  $-\frac{\pi}{2} \left(\frac{1}{e^{10}} - 1\right)$ , or approximately 1.571  
 59. [5.7]  $y = C_1 e^{x^2/2}$ , where  $C_1 = e^C$     60. [6.1] (a)  $\sqrt{6}$ ;  
 (b)  $\{(x, y) | x^2 + y^2 \leq 4\}$     61. [6.4] (a)  $y = \frac{5}{4}x + \frac{35}{12}$ ;  
 (b) \$154,167    62. [6.2]  $8xy^3 + 3$     63. [6.2]  $e^y + 24x^2y$   
 64. [6.3] No relative extrema    65. [6.5] Maximum = 4 at  
 (3, 3)    66. [6.6]  $3(e^3 - 1)$     67. [6.6] 1467 shoppers

## Appendix A

### Exercise Set A, p. 614

1.  $5 \cdot 5 \cdot 5$ , or 125    2.  $7 \cdot 7$ , or 49    3.  $(-7)(-7)$ , or 49  
 4.  $(-5)(-5)(-5)$ , or -125    5. 1.0201    6. 1.030301  
 7.  $\frac{1}{16}$     8.  $\frac{1}{64}$     9. 1    10.  $6x$     11.  $t$     12. 1    13. 1  
 14.  $\frac{1}{3}$     15.  $\frac{1}{3^2}$ , or  $\frac{1}{9}$     16.  $\frac{1}{4^2}$ , or  $\frac{1}{16}$     17. 8    18. 4  
 19. 0.1    20. 0.0001    21.  $\frac{1}{e^b}$     22.  $\frac{1}{t^k}$     23.  $\frac{1}{b}$     24.  $\frac{1}{h}$   
 25.  $x^5$     26.  $t^7$     27.  $x^{-6}$ , or  $\frac{1}{x^6}$     28.  $x^6$     29.  $35x^5$   
 30.  $8t^7$     31.  $x^4$     32.  $x$     33. 1    34. 1    35.  $x^3$     36.  $x^4$   
 37.  $x^{-3}$ , or  $\frac{1}{x^3}$     38.  $x^{-4}$ , or  $\frac{1}{x^4}$     39. 1    40. 1    41.  $e^{-t-4}$   
 42.  $e^{k-3}$     43.  $t^{14}$     44.  $t^{12}$     45.  $t^2$     46.  $t^{-4}$ , or  $\frac{1}{t^4}$   
 47.  $a^6b^5$     48.  $x^7y^7$     49.  $t^{-6}$ , or  $\frac{1}{t^6}$     50.  $t^{-12}$ , or  $\frac{1}{t^{12}}$   
 51.  $e^{4x}$     52.  $e^{5x}$     53.  $8x^6y^{12}$     54.  $32x^{10}y^{20}$   
 55.  $\frac{1}{81}x^8y^{20}z^{-16}$ , or  $\frac{x^8y^{20}}{81z^{16}}$     56.  $\frac{1}{125}x^{-9}y^{21}z^{15}$ , or  $\frac{y^{21}z^{15}}{125x^9}$   
 57.  $9x^{-16}y^{14}z^4$ , or  $\frac{9y^{14}z^4}{x^{16}}$     58.  $625x^{16}y^{-20}z^{-12}$ , or  $\frac{625x^{16}}{y^{20}z^{12}}$   
 59.  $\frac{c^4d^{12}}{16q^8}$     60.  $\frac{64x^6y^3}{a^9b^9}$     61.  $5x - 35$     62.  $x + xt$   
 63.  $x^2 - 7x + 10$     64.  $x^2 - 7x + 12$     65.  $a^3 - b^3$   
 66.  $x^3 + y^3$     67.  $2x^2 + 3x - 5$     68.  $3x^2 + x - 4$   
 69.  $a^2 - 4$     70.  $9x^2 - 1$     71.  $25x^2 - 4$     72.  $t^2 - 1$   
 73.  $a^2 - 2ah + h^2$     74.  $a^2 + 2ah + h^2$     75.  $25x^2 + 10xt + t^2$   
 76.  $49a^2 - 14ac + c^2$     77.  $5x^5 + 30x^3 + 45x$   
 78.  $-3x^6 + 48x^2$     79.  $a^3 + 3a^2b + 3ab^2 + b^3$

80.  $a^3 - 3a^2b + 3ab^2 - b^3$     81.  $x^3 - 15x^2 + 75x - 125$   
 82.  $8x^3 + 36x^2 + 54x + 27$     83.  $x(1-t)$     84.  $x(1+h)$   
 85.  $(x+3y)^2$     86.  $(x-5y)^2$     87.  $(x-5)(x+3)$   
 88.  $(x+5)(x+3)$     89.  $(x-5)(x+4)$   
 90.  $(x-10)(x+1)$     91.  $(7x-t)(7x+t)$   
 92.  $(3x-b)(3x+b)$     93.  $4(3t-2m)(3t+2m)$   
 94.  $(5y-3z)(5y+3z)$     95.  $ab(a+4b)(a-4b)$   
 96.  $2(x^2+4)(x+2)(x-2)$   
 97.  $(a^4+b^4)(a^2+b^2)(a+b)(a-b)$     98.  $(6y-5)(6y+7)$   
 99.  $10x(a+2b)(a-2b)$     100.  $xy(x+5y)(x-5y)$   
 101.  $2(1+4x^2)(1+2x)(1-2x)$     102.  $2x(y+5)(y-5)$   
 103.  $(9x-1)(x+2)$     104.  $(3x-4)(2x-5)$   
 105.  $(x+2)(x^2-2x+4)$     106.  $(a-3)(a^2+3a+9)$   
 107.  $(y-4t)(y^2+4yt+16t^2)$   
 108.  $(m+10p)(m^2-10mp+100p^2)$     109.  $(3x^2-1)(x-2)$   
 110.  $(y^2-2)(5y+2)$     111.  $(x-3)(x+3)(x-5)$   
 112.  $(t-5)(t+5)(t+3)$     113.  $\frac{7}{4}$     114.  $\frac{79}{12}$     115. -8  
 116.  $\frac{4}{5}$     117. 120    118. 140    119. 200    120. 200  
 121. 0, -3,  $\frac{4}{5}$     122. 0,  $2 - \frac{3}{2}$     123. 0, 2    124. 3, -3  
 125. 0, 3    126. 0, 5    127. 0, 7    128. 0, 3    129.  $0, \frac{1}{3}, -\frac{1}{3}$   
 130.  $0, \frac{1}{4}, -\frac{1}{4}$     131. 1    132. 2    133. No solution  
 134. No solution    135. -23    136. -145    137. 5  
 138.  $-\sqrt{7}, \sqrt{7}$     139.  $x \geq -\frac{4}{5}$     140.  $x \geq 3$     141.  $x > -\frac{1}{12}$   
 142.  $x > -\frac{5}{13}$     143.  $x > -\frac{4}{7}$     144.  $x \leq -\frac{6}{5}$     145.  $x \leq -3$   
 146.  $x \geq -2$     147.  $x > \frac{2}{3}$     148.  $x \leq \frac{5}{3}$     149.  $x < -\frac{2}{5}$   
 150.  $x \leq \frac{5}{4}$     151.  $2 < x < 4$     152.  $2 < x \leq 4$   
 153.  $\frac{3}{2} \leq x \leq \frac{11}{2}$     154.  $\frac{6}{5} \leq x < \frac{16}{5}$     155.  $-1 \leq x \leq \frac{14}{5}$   
 156.  $-5 \leq x < -2$     157. \$650    158. \$800  
 159. More than 7000 units    160. More than 4200 units  
 161. 480 lb    162. 340 lb    163. 810,000    164. 720,000  
 165.  $60\% \leq x < 100\%$     166.  $50\% \leq x < 90\%$

## Appendix B

### Exercise Set B, p. 617

1.  $y = 3.45x + 0.6$     2.  $y = 2.5283x + 13.34$   
 3.  $y = 0.0732x^2 + 2.3x + 11.813$

## Diagnostic Test, p. xix

### Part A

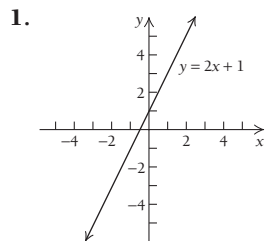
The blue bracketed references indicate where worked-out solutions can be found in Appendix A: Review of Basic Algebra. For example, [Ex.1] means that the problem is worked out in Example 1 of the appendix.

1. 64 [Ex. 1]    2. -32 [Ex. 1]    3.  $\frac{1}{8}$  [Ex. 1]    4.  $-2x$  [Ex. 2]  
 5. 1 [Ex. 2]    6.  $\frac{1}{x^5}$  [Ex. 3]    7. 16 [Ex. 3]    8.  $\frac{1}{t}$  [Ex. 3]  
 9.  $x^{11}$  [Ex. 4]    10.  $x$  [Ex. 4]    11.  $\frac{10}{x^7}$  [Ex. 4]    12.  $a$  [Ex. 5]  
 13.  $e^7$  [Ex. 5]    14.  $\frac{1}{x^6}$  [Ex. 6]    15.  $\frac{y^{15}}{8x^{12}z^9}$  [Ex. 6]  
 16.  $3x - 15$  [Ex. 7]    17.  $x^2 - 2x - 15$  [Ex. 7]  
 18.  $a^2 + 2ab + b^2$  [Ex. 7]    19.  $4x^2 - 4xt + t^2$  [Ex. 8]  
 20.  $9c^2 - d^2$  [Ex. 8]    21.  $h(2x+h)$  [Ex. 9]  
 22.  $(x-3y)^2$  [Ex. 9]    23.  $(x+2)(x-7)$  [Ex. 9]  
 24.  $(2x-1)(3x+5)$  [Ex. 9]  
 25.  $(x-7)(x+2)(x-2)$  [Ex. 10]    26.  $x = 6$  [Ex. 11]  
 27.  $x = 0, 2, -\frac{4}{5}$  [Ex. 12]    28.  $x = 0, \frac{1}{2}, -\frac{1}{2}$  [Ex. 13]

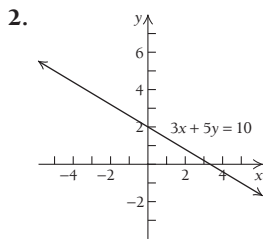
29. No solution [Ex. 15]    30.  $x \leq \frac{21}{13}$  or  $(-\infty, \frac{21}{13}]$  [Ex. 17]  
 31. 660 lb [Ex. 18]    32. 351 suits [Ex. 19]

**Part B**

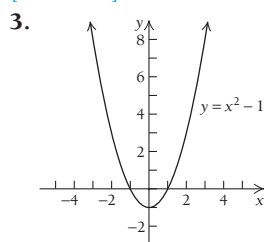
The blue bracketed references indicate where worked-out solutions can be found in Chapter R. For example, [Ex. R.2.5] means that the problem is worked out in Example 5 of Section R.2.



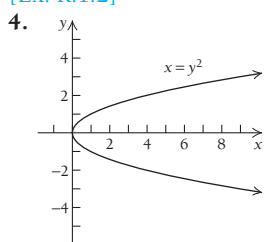
[Ex. R.1.1]



[Ex. R.1.2]



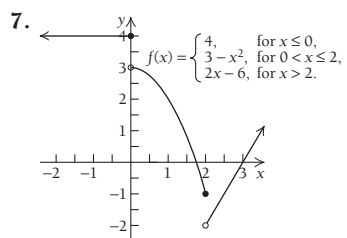
[Ex. R.1.3]



[Ex. R.1.4]

5.  $f(0) = 8; f(-5) = 143; f(7a) = 147a^2 - 14a + 8$  [Ex. R.2.4]

6.  $\frac{(f(x+h) - f(x))}{h} = 1 - 2x - h$  [Ex. R.2.5]

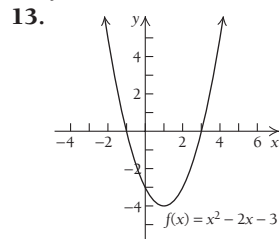


[Ex. R.2.9]

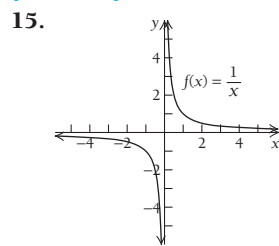
8.  $(-4, 5)$  [Ex. R.3.1a]    9.  $\{x | x \text{ is any real number and } x \neq \frac{3}{2}\}$  or  $\{x | (-\infty, \frac{3}{2}) \cup (\frac{3}{2}, \infty)\}$  [Ex. R.3.4]

10. Slope  $m = \frac{1}{2}$ ; y-intercept:  $(0, -\frac{7}{4})$  [Ex. R.4.4]

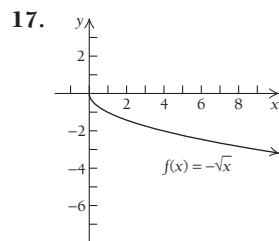
11.  $y = 3x - 2$  [Ex. R.4.5]    12.  $m = -\frac{3}{2}$  [Ex. R.4.7]



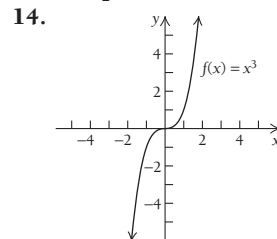
[Ex. R.5.1]



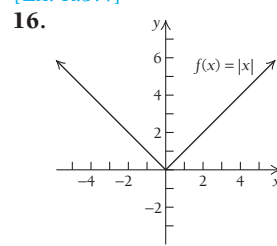
[Ex. R.5.6]



[Ex. R.5.9]



[Ex. R.5.4]



[Ex. R.5.8]

18. \$1,166.40 [Ex. R.1.6]



# Index of Applications

## Business and Economics

- Accumulated future value, 485, 486, 487, 489, 490, 536, 541
- Accumulated present value, 485, 489, 490, 542, 543
- Accumulated sales, 423, 424, 434
- Actuarial science, 362
- Advertising, 129, 213, 260, 286, 304, 332, 334, 335, 350, 384, 385
- Annual interest rate, 348
- Annual sales, 69, 76, 348
- Annuities, 12
- Area, maximizing, 262, 273, 275, 276, 579
- Art value, 348
- Average cost, 162, 164, 191, 193, 248, 286, 287, 602
- Bakery bonuses, 520
- Beverage-can problem, 582
- Book value, 46
- Bottled water sales, 348
- Break-even point, 166
- Cable TV subscribers, 71, 72
- Capital expansion, 533
- Capital outlay, 490
- Capitalized cost, 492, 497
- Cellphone calling plans, 30
- Cobb–Douglas production function, 559, 562, 563, 599
- Coffee production, 521, 539
- College costs, 47, 131, 342
- College enrollment, 598
- Comic book value, 307, 342, 350
- Compound interest. *See* Interest
- Constant elasticity curve, 377
- Construction
  - costs, minimizing, 587
  - employment in, 128
- Consumer credit, 175
- Consumer demand, 175
- Consumer price index, 349
- Consumer surplus, 473, 474, 477, 480
- Container cost, minimizing, 571, 587
- Continuous income stream, 485, 486, 490, 541, 542, 543
- Contract buyout, 543, 603
- Contract negotiation, 491
- Contract value, 536
- Cost, 291, 292
  - average, 162, 164, 191, 193, 248, 286, 287, 602
  - capitalized, 492, 497
  - of college, 47, 131, 342
  - of a first-class postage stamp, 349
  - of a Hershey bar, 350
  - marginal, 278, 279, 285, 287, 320
  - of milk, 384
  - minimizing, 269, 270, 271, 272, 275, 276, 277, 302, 304, 571, 587
  - overage, 603
  - of pollution control, 248
  - of a prime rib dinner, 383
  - of storage equipment, 550, 554
  - and tolerance, 283, 284, 287
  - total, 43, 129, 175, 232, 248, 261, 302, 397, 399, 402, 407, 408, 423, 452, 466, 467, 468, 496, 533, 550, 587, 594
  - of a wedding, 47
- Credit card debt, 129
- Credit market debt, 389, 397, 423
- Daily sales, 49
- Demand, 63, 66, 67, 88, 397, 444.
  - See also* Elasticity of demand; Supply and demand
  - for chocolate chip cookies, 376
  - for coal, 348
  - for computer games, 376
  - consumer, 175
  - for DVD rentals, 372, 375
  - for in-ear radios, 373
  - marginal, 286, 320
  - for oil, 348, 376, 491
  - for tomato plants, 376
- Depreciation, 46, 49, 248, 369
- Diamond mine production, 536
- Distance, minimizing, 276
- Distribution of wealth, 469
- Domar’s capital expansion model, 533
- Double declining-balance depreciation, 369
- Doubling time, for an investment, 339
- Dow Jones Industrial Average, 142
- DVD release, and movie revenue, 385
- Early retirement, 490, 542
- Effective annual yield, 352
- Efficiency, of workers, 318, 398
- Elasticity of demand, 371, 377, 383, 385, 530, 534, 542, 544, 603
- Employment, 128, 213
- Enrollment in colleges and universities, 598
- Equilibrium point, 64, 66, 68, 87, 89, 477
- Equimarginal productivity, 588
- Estate planning, 361
- Exponential demand curve, 377
- Exports, value of, 320
- Facebook membership, growth of, 340
- Failure, time to, 507
- Federal budget, 349
- Fencing, minimizing cost of, 275
- Forever stamp, 349
- Franchise expansion, 347, 383, 603
- Future value, 485, 486, 487, 489, 490, 536, 541, 543
- Gasoline prices, average, 84
- Gini coefficient, 470
- Gold price, and stock prices, 59
- Gold production, 488
- Gross domestic product, 164, 286
- Health insurance premiums, 598
- Highway tolls, 46
- Household income, median, 75
- Household liability, 369
- Income
  - median, 76
  - per capita, 348
- Industrial learning curve, 423
- Inkjet cartridges, 46
- Insurance settlement, 483, 490, 491
- Interest
  - annual rate, 348
  - compounded annually, 9, 86, 88, 175
  - compounded continuously, 339, 345, 347, 348, 352, 383, 384
  - compounded monthly, 554
  - compounded  $n$  times a year, 10, 11, 12, 23, 29, 32, 86, 129, 175
  - prime rate, 77, 78
- Internet, shopping on, 383
- Inventory costs, minimizing, 269, 270, 271, 272, 275, 277, 302, 304, 603
- Investment, growth or value of, 144, 339, 444, 481, 603, 615
- Juice-can problem, 586
- Labor force, 232, 260
- Law of Equimarginal Productivity, 588
- Life cycle of a product, 198
- Light bulbs, life of, 502
- Loan payments, 12, 548, 549, 554
- Lorenz function, 469
- Lottery winnings, 491
- Mail orders, 520
- Manhattan Island, value of, 349
- Manufacturing, 128, 197, 265, 520
- Marginal cost, 278, 279, 285, 287, 320
- Marginal demand, 286, 320
- Marginal productivity, 286, 559
- Marginal profit, 278, 279, 285, 335
- Marginal revenue, 278, 279, 285, 288, 302, 335, 460
- Marginal supply, 320

- Marginal tax rate, 286  
 Material used, minimizing, 197, 265  
 Median income, 76  
 Minimum wage, 547, 577  
 Mining and logging, 128  
 Movie revenue, and DVD release, 385  
 Movie ticket prices, 90  
 Nitrogen prices, 274  
 Nursing facilities, profits of, 563  
 Oil  
   demand for, 348, 376, 491  
   production of, 260, 261  
   supply of, 287  
 Organic food, 320  
 Paper shredder sales, 349  
 Payment table, 549  
 Per capita income, 348  
 Phone calls, duration of, 507, 543  
 Pizza sales, 542  
 Pollution control, cost of, 248  
 Postage function, 108, 142  
 Present value, 356, 361, 383, 484, 486,  
   489, 490, 495, 496, 497, 536, 537,  
   541, 542, 543, 603  
   accumulated, 485, 489, 490,  
   542, 543  
 Price breaks, 116, 120  
 Price distribution, 543  
 Price-earnings ratio, 554  
 Prime interest rate, 77, 78  
   and stock prices, 67  
 Processing time, 520  
 Producer surplus, 476, 477  
 Product life cycle, 198  
 Production, 121, 559  
   maximizing, 588, 599  
   rate of, 171  
   total, 497  
 Productivity  
   equimarginal, 588  
   marginal, 286, 559  
   monthly, 259  
 Professional services, 128, 213  
 Profit, 171, 291, 292, 415, 444  
   average, 162, 164, 166, 191, 193  
   marginal, 278, 279, 285, 335  
   maximizing, 260, 274, 276, 302, 304,  
   569, 570, 571, 587, 603  
   total, 175, 232, 302, 401, 407, 408,  
   418, 423, 434, 452, 496, 533  
 Profit-and-loss analysis, 43, 46, 87, 89  
 Purchasing power, 248  
 Quality control, 504, 518  
 Rates of change  
   average, 122, 128, 129  
   comparing, 131  
 Recycling aluminum cans, 369  
 Reliability, of a machine, 507  
 Retirement account, 12  
 Revenue, 187, 291, 292, 385, 542, 572  
   average, 162, 164, 191  
   marginal, 278, 279, 285, 288, 302,  
   335, 460  
   maximizing, 267, 268, 274, 275,  
   571, 584  
   total, 175, 232, 248, 293, 302, 349, 352,  
   397, 407, 423, 460, 467, 533, 615  
 Room area, maximizing, 586  
 Salaries, 603  
   of actors, 361  
   of athletes, 76, 77, 349, 361  
 Sales, 180, 183, 184, 285, 293  
   accumulated, 423, 424, 434  
   annual, 69, 76, 348  
   of bottled water, 348  
   daily, 49  
   leveling off of, 93, 172  
   of paper shredders, 349  
   total, 586, 587, 599, 613  
 Salvage value, 361, 362  
 Satellite radio subscribers, 344  
 Service area, of supplier, 290  
 Shipping charges, 87  
 Shoppers, in a region, 604  
 Shopping, on the Internet, 383  
 Small business, 232, 260, 369  
 Smart phones, production of, 559  
 Stocks  
   gold price and prices of, 59  
   growth in value of, 335, 533, 542, 544  
   prime rate and prices of, 67  
   yield of, 554  
 Straight-line depreciation, 46, 49  
 Supply, 63, 66, 67, 286, 397, 458  
   marginal, 320  
 Supply and demand, 361, 364, 604  
 Surface area, minimizing, 265, 273, 274,  
   583, 586, 599  
 Surplus. *See* Consumer surplus;  
   Producer surplus  
 Taxation, 286  
 Taxicab fares, 108, 142  
 Television commercial, on Superbowl, 385  
 Ticket prices, 268  
   for Major League baseball, 129, 142,  
   157, 287  
   for movies, 90  
   for NFL football, 577  
 Ticket profits, 87, 88  
 Tolerance, and cost, 283, 284, 287  
 Total cost, 43, 129, 175, 232, 248, 261,  
   302, 397, 399, 402, 407, 408, 423,  
   452, 466, 467, 468, 496, 533, 550,  
   587, 594  
 Total profit, 175, 232, 302, 401, 407, 408,  
   418, 423, 434, 452, 496, 533  
 Total revenue, 175, 232, 248, 293, 302,  
   349, 352, 397, 407, 423, 460, 467,  
   533, 615  
 Total sales, 613  
   maximizing, 586, 587  
   predicting, 599  
 Trade deficit, 76, 78, 129  
 Transportation planning, 505, 506, 507  
 Travel time in a building, minimizing, 600  
 Trust funds, 484, 486, 489, 490, 542  
 Typing area, maximizing, 586  
 U.S. farms, decline of, 362  
 U.S. patents, 347  
 Utility, 129, 175, 533  
 Vanity license plates, 274  
 Vehicle ownership, 591  
 Vending machine overflow, 521  
 Waiting time, 542  
 Water storage, 524  
 Workers' efficiency, 318, 398  
 Yield  
   effective annual, 352  
   maximizing, 274  
   of a stock, 554

## Environmental Science

- Arctic ice cap, rate of change of, 293  
 Cooling tower volume, 525  
 Daylight hours, 233  
 Deer population in Maine, 12  
 Dewpoint, 555  
 Emissions, 435  
   control, 430  
 Energy conservation, 47  
 Energy consumption, 129, 453  
 Fuel economy, 257  
 Grizzly bears, in Yellowstone National  
   Park, 350  
 Harvest, maximum sustainable, 305  
 Manatee population, 48  
 Natural resources, demand for and  
   depletion of, 488, 491, 542, 543  
 Pollution, 424, 430  
   control, 67, 248  
 Population growth, 108, 109,  
   184, 350  
 Radioactive buildup, in the atmosphere,  
   492, 495, 497  
 Radioactive waste storage, 302  
 Recycling aluminum cans, 369  
 Smog, and light intensity, 364  
 Solar eclipse, 214  
 Temperature, average, 76, 232, 430,  
   435, 521  
 Temperature-humidity heat index, 563  
 Trail maintenance, 87  
 Wind chill temperature, 555

## Health Care

- Blood pressure, 260  
 Breast cancer incidence, 11, 32, 303  
 Cancer research spending, 42  
 Cancer treatment, 361  
 Chemotherapy, 23, 175  
 Employment in health care, 128  
 Health insurance premiums, 47, 598  
 High blood pressure, 77  
 Lung cancer, 33  
 Medication  
   absorption of, 77  
   acceptance of new, 335, 351  
   concentration of, 10, 184, 248, 320  
   dosage of, 287, 370, 384, 435,  
   453, 497  
   sensitivity to, 165  
 Mortality rate, 507  
 Nutrition, 89  
 Radioactive implants, 497  
 Spread of infection, 351, 398

Temperature during an illness, 155, 165, 213  
 Tuberculosis, cases of, 363  
 Tumor, volume of, 149

### Life and Physical Sciences

Acceleration, 179, 183, 190  
 Agriculture, 369  
 Aluminum cans, recycling of, 369  
 Aluminum ore (bauxite), demand for and depletion of, 491  
 Atmospheric pressure, 363  
 Beer–Lambert Law, 364  
 Births by age of mother, 74, 75, 85  
 Blood flow, 155, 293, 436, 554  
 Body fluids, weight of, 89  
 Body surface area, 287, 293, 555  
 Brain weight, 48  
 Braking distance, 77, 420  
 Caloric intake, 315  
 Carbon dating, 355, 361  
 Chemistry, 361  
 Coffee, cooling of, 358  
 Contractions, of pregnant women, 262  
 Cooling, 363  
   Newton’s Law of, 358, 365  
   and solving a crime, 359, 363  
 Coughing velocity, 232  
 Death rate, 73, 75  
 Decay rate, 353, 355, 360, 361, 383, 384, 490  
 Distance traveled, 179, 183, 294, 399, 400  
   from velocity and acceleration, 419, 420, 424, 460, 468  
 Drug dosage, 370, 384, 435, 453, 497  
 Dry lake elevation, 261  
 Earthquake intensity and magnitude, 370  
 Eclipse, solar, 214  
 Fasting, 363  
 Forensics, 359, 363  
 Free fall, 180, 183, 184  
 Gold reserves, depletion of, 488  
 Growth of a baby, 130, 155  
 Half-life, 353, 354, 355, 361, 383, 384  
 Healing wound, 155, 287, 293  
 Hearing-impaired Americans, 11, 12  
 Heart rate, 87, 88, 155  
 Height of a thrown object, 394, 398  
 Home range of an animal, 62, 67, 130  
 Homing pigeons, 276  
 Infant mortality and caloric intake, 215  
 Iron ore, consumption and depletion of, 542  
 Kiln temperature, 120  
 Life expectancy, 3, 215, 577  
 Light intensity, 364, 365  
 Memory, 130, 398  
 Muscle weight, 47  
 Nerve impulse speed, 47  
 Newton’s Law of Cooling, 358, 365  
 Poiseuille’s Law, 293, 436, 554  
 Population density, 593, 599

Population growth, 131, 192, 308, 340, 341, 350, 351, 383, 395, 398, 534  
 Potash, production and depletion of, 543  
 Power plant output, 414  
 Radar range, 67, 130  
 Radioactive decay, 353, 355, 360, 361  
 Radioactive waste storage, 302  
 Reaction time, 48  
 Richter scale, 370  
 Satellite power, 363  
 Sleep duration, and death rate, 73, 75  
 Sound intensity and loudness, 370  
 Speed, 424, 432  
 Stopping distance, on glare ice, 48  
 Surface area  
   of body, 287, 293, 555, 563  
   of Gabriel’s horn, 526  
   and mass, 67  
 Temperature, at a point on a plate, 571  
 Temperature–humidity index, 563  
 Tornado, wind speed of, 555  
 Uniform motion, 183  
 Velocity, 179, 183  
   average, 130, 131  
 Weight(s)  
   of brain, 48  
   distribution of, 515, 516  
   on Earth vs. the moon, 36  
   gain, 613, 615  
   of muscle, 47  
 Wind speed, of a tornado, 555

### Social Sciences

Beef consumption, decline in, 363  
 Brentano–Stevens Law, 534  
 Daytime accidents, 77  
 Diffusion of information, 351  
 Divorce rate, 444  
 Driver fatalities by age, 69  
 Ebbinghaus learning model, 321  
 Education, employment in, 128  
 Forgetting, 331, 335, 362  
 Gravity model, for phone calls between growing cities, 550  
 Heights, estimating (anthropology), 48  
 Home computer use, 88, 234  
 Hullian learning model, 335, 351, 383  
 Internet use, by young adults, 48  
 Keyboarder’s speed, 435  
 Learning curve, 468  
 Learning rate, 458  
 Love, three aspects of, 233  
 Marriage age, median, 49, 156  
 Maze, time in, 507  
 Memory, 193, 398, 423, 434  
 Population  
   average, 435  
   decrease, 363  
   growth, 131, 156, 165, 192, 615  
 Power Law of Stimulus–Response, 534  
 Practice, results of, 435  
 Reading ease, 564  
 Rumor, spread of, 351

Stimulus–response model, 534  
 Stress factors, scaling of, 23  
 Studying, results of, 73, 435  
 Test score distribution, 518, 519, 520, 521  
 Urban population, 49  
 Walking speed, 335  
 Weber–Fechner Law, 531  
 Women college graduates, 351  
 Zipf’s Law, 67

### Sports

Baseball, 194  
   earned-run average, 248  
   Major League salaries, 349  
   ticket prices in, 129, 142, 157, 287  
 Basketball  
   heights of players, 521  
   NBA players’ average salary, 76, 77  
 Bowling scores, 521  
 Bungee jumping, 473, 480  
 Distance to the goal line, 94  
 Earned-run average, 248  
 Female participation in high school athletics, 8  
 Football, volume of, 525  
 Goals against average, 555  
 Hang time, 184  
 High jump, world record in, 578  
 Mile run, world record in, 578  
 Running records, 10  
 Skateboarding, 11, 184  
 Ski trail gradients, 41  
 Snowboarding, 11

### General Interest

Area, maximizing, 262, 273, 275, 276  
 Birthday, shared, 508  
 Container volumes, 544  
 Dewpoint, 555  
 Fuel economy, 257  
 Gas mileage, 130  
 Government, employment in, 128  
 Grade, of a road, 41  
 Grade average, 615  
 Grade predictions, 577  
 Grading scale, curving, 518  
 Infinite paint can (Gabriel’s horn), 526  
 Juice-box dimensions, 2  
 Light, maximizing, 275, 276  
 Pitch, of a roof, 41  
 Probability, 498, 499, 506  
 Reservoir filling, 117  
 Rope around the equator, 287  
 SAT scores, 516  
 Shoe size conversions, 169  
 Stair grade requirements, 47  
 Surface area, minimizing, 265, 273, 274, 275  
 View to the horizon, 156  
 Volume, maximizing, 264, 273, 275  
 Wedding cost, 47  
 Wind chill, 555

# Index

- Absolute maximum or minimum, 202, 250, 251, 253–254, 584
  - strategies for finding, 255–257
- Absolute-value function(s), 60
  - graph of, 68
- Acceleration, 179–180, 418–420
- Accumulated future value, 481–483
- Accumulated present value, 484–487, 495
- Accuracy, and calculator use, 10
- Addition Principle, 609
- Additive property of definite integrals, 425–427
- Algebra, review of, 605–615
- Algebraic–graphical connection, 52–53
- Anticlastic curve, 566
- Antiderivative(s)
  - applications of, 394–395
  - and area under a graph, 395–396, 411–414
  - as areas, 399–406
  - initial conditions and, 393–395
  - as solutions for differential equations, 526
- Antidifferentiation, 390–396. *See also* Integration
  - properties of, 393
  - rules of, 391
- Applied problems, solving, 613
- Approximately equal to, 10
- Approximation
  - of area, 402–405
  - of definite integral, 417–418
- Area
  - approximation of, by rectangles, 401–402, 404–405
  - definite integral as, 405–406
  - functions, 410
  - and geometry, 400–401
  - under a graph, 395–396, 410, 411–414, 415–417
  - percentiles as, 516–519
  - of region bounded by two graphs, 427–430
  - total cost as, 399
  - total profit as, 401
- Arithmetic mean (average), 508, 575
- Asymptotes, 235–240
- Average cost, 161, 279
- Average growth rate, 131
- Average profit, 161
- Average rate of change, 42, 121–127, 132. *See also* Difference quotient(s)
- Average revenue, 161
- Average value of continuous function, 430–432
- Average velocity, 131, 179
- Axes, 3, 551
- Base, 309, 605
  - logarithmic, 322
  - one as, 311
- Beamon, Bob, 528
- Bearley, M. N., 528
- Break-even value, 44
- Capital, marginal productivity of, 559, 560
- Chain Rule, 171, 437, 439
- Change of variable, 439
- ClearDraw option, 516
- Closed and bounded region, 583, 584
- Closed interval, 25
- Cobb–Douglas production function, 559–560
- Coefficient, 53
  - of correlation, 575
- Common logarithm, 324–325
- Complex numbers, 52
- Composed function, 170
- Composition of functions, 169–171, 314
  - derivative of, 171
- Compound interest, 8–10, 23, 339, 345–347
- Concavity, 182, 216–217, 566
- CONNECTED mode, 59, 237
- Constant, limit of, 347
- Constant function(s), 34, 37, 53
  - derivative of, 148
- Constant of integration, 390, 393, 527
- Constant of proportionality, 36
- Constant plus a function, derivative of, 151
- Constant Rule, for antidifferentiation, 391
- Constant times a function, derivative of, 148–149, 151
- Constrained optimization, 579–585
- Constraint, 579, 583
- Consumer surplus, 474–479
- Continuity
  - and differentiability, 140
  - over (or on) an interval, 113–117
- Continuous function, 113, 114, 200–201
  - area under graph of, 405
  - average value of, 430–432
- Continuous income stream, 481, 482
- Continuous random variable, 499–503
  - expected value of, 508–510
  - exponentially distributed, 504–505
  - mean of, 510–511
  - normally distributed, 513
  - standard deviation of, 511–512
  - standard normal distribution of, 513
  - uniformly distributed, 504, 508
  - variance of, 511
- Convergent improper integral, 494
- Cooling, Newton’s Law of, 357–358
- Coordinate system, three-dimensional, 551
- Coordinates, of point, 3
- Correlation
  - coefficient of, 575
  - squared coefficient of, 617
- Cost(s)
  - average, 161–162, 279
  - fixed, 43
  - inventory, 269–272
  - marginal, 277–279
  - total, 43, 268, 399
  - variable, 43
- Critical point, 566
- Critical values, 200–201, 205, 566
- Cubic function(s), 53, 68, 74–75
- CubicReg feature, 75
- Curve fitting, 68–75, 544–545
- Curve sketching, 222–229
- D-test, 566, 573, 575
- Decay
  - exponential, 353, 357
  - integration of models of, 480–489
  - radioactive, 353–356
- Decay rate, 354
- Decreasing function, 198–200, 216
  - concavity and, 217
  - derivative and, 200, 203
- Definite integral(s), 405–406, 414
  - additive property of, 425–427
  - applications involving, 418–420
  - approximating, with calculator, 417–418
  - and area between two curves, 427–430
  - and area under curve, 405–406, 425
  - of continuous function, 417
  - properties of, 425–432

- Delta notation, 279–284
- Demand, elasticity of, 371–375, 530–531
- Demand curve, 474, 477
- Demand function(s), 63–65, 290, 371, 474–475, 477
- Density function. *See* Probability density function
- Dependent variable, 20
- Derivative(s), 93
- calculating, 135–139
  - Chain Rule and, 171
  - of composition of functions, 171
  - and concavity, 182, 216–217
  - of constant function, 148
  - of constant plus a function, 151
  - of constant times a function, 148–149, 151
  - and decreasing function, 200, 203
  - determining sign of, 208–209
  - of difference, 150–151
  - of exponential functions, 314–315, 366–367
  - first, 198, 206, 219
  - of function involving  $e$ , 315
  - graphical check of, 161
  - higher-order, 177–181
  - higher-order partial, 560–561
  - and increasing function, 200
  - as instantaneous rate of change, 134, 149
  - Leibniz notation for, 144–145, 177, 281, 406, 437
  - of linear function, formula for, 137
  - of logarithmic function, 367–368
  - of natural logarithmic function, 328–331
  - Newton's notation for, 144
  - partial, 556–561, 573–574
  - of product, 158–159
  - of quotient, 159–162
  - second, 198, 219
  - of sum, 150–151
- Derived function, 135
- Detection threshold, 531, 532
- Difference
- antiderivative of, 393
  - derivative of, 150–151
- Difference quotient(s), 124–127, 132, 279–280
- Difference Rule, 150
- Differentiability, and continuity, 140
- Differentiable function, 135, 411
- Differential(s), 277–284
- Differential equation(s), 338, 526–530
- separation of variables and, 528–530
  - solving, 526–527
  - verifying solutions of, 527–528
- Differentiation, 93. *See also* Derivative(s)
- checking, 168
  - implicit, 288–290
  - order of, 561
  - solves for, 167
  - and tangent lines, 147
  - using limits, 134–140
- Diminishing returns, law of, 560
- Direct variation, 36–37
- Directly proportional variables, 36
- Discontinuity, point of, 114, 139
- Discounting, 356
- Distance, 418–420
- as antiderivative of velocity, 394
  - as area, 399, 400
- Distributive law, 608
- Divergent improper integral, 494
- Domain
- of function, 13, 14, 17, 26–30
  - of function of two variables, 548, 552
  - graphing calculator and, 28–29
  - of radical function, 62
- DOT mode, 59
- Double iterated (or double) integral, 588–589
- Doubling time, 339
- and Rule of 70, 340–341
- DrawInv option, 323
- $e$ , 311–313
- and compound interest formula, 345–347
  - derivatives of functions involving, 314–315
  - as logarithmic base, 325, 366, 367
- Economic ordering quantity, 272
- Elasticity of demand, 371–375, 530–531
- Elliptic paraboloid, 552
- Endpoints, of interval, 25
- Equality, line of, 469, 470, 471
- Equation(s)
- differential, 338, 526–530
  - exponential, 326–327
  - logarithmic, 322
  - logistic, 344, 345
  - point–slope, 38–39
  - polynomial, 54–55
  - rational, 610–612
  - slope–intercept, 38
  - solution of, 3, 609–612
- Equilibrium point, 64–65, 474, 477
- Equivalent inequalities, 612
- Euler, Leonhard, 313
- Excel (Microsoft), for regression, 616–617
- Expected value of continuous random variable, 508–510
- Experimental probability, 498–499
- Exponent(s), 308, 309, 605
- negative integer as, 606
  - one as, 605
  - properties of, 606–607
  - rational, 61
  - zero as, 605
- Exponential decay, 353, 357
- Exponential distribution, 504–505
- Exponential equation(s), 326–327
- Exponential function(s), 309
- applications of, 337–347
  - derivatives of, 313, 314–315, 366–367
  - graphs of, 308–311, 315–318, 337, 338, 344, 346
  - properties of, 311, 392
- Exponential growth, 337–347, 480–488
- Exponential notation, 605–606
- Exponential regression, 341–342
- Exponential Rule, for
- antidifferentiation, 391
- ExpReg feature, 341
- Extended Power Rule, 166–168, 171, 289
- Extended Technology Applications
- Average Price of a Movie Ticket, 90–91
  - Business: Distribution of Wealth, 469–472
  - Business of Motion Picture Revenue and DVD Release, 385–388
  - Curve Fitting and Container Volumes, 545–546
  - Maximum Sustainable Harvest, 305–306
  - Minimizing Employees' Travel Time in a Building, 600–601
  - Path of a Baseball: The Tale of the Tape, 194–196
- Extrema, 201–202
- absolute, 250, 251
  - and critical value, 202
  - First-Derivative Test for, 203–209, 218
  - graphing calculator and, 252–253, 254, 256
  - relative, 201–212
  - Second-Derivative Test for, 218
- Extreme-Value Theorem, 251
- for two-variable functions, 583–585
- Factoring, 608–609
- by grouping, 609
- Factors, 605
- Family of curves, 527
- Fifth derivative, 177
- First coordinate, 3
- First derivative, 198, 206, 219
- First-Derivative Test, 203–209, 218
- Fixed costs, 43
- fMax or fMin option, 210
- fInt feature, 417, 429
- Focus, of elliptic paraboloid, 552
- Fourth derivative, 177
- Function(s), 13, 14, 20. *See also*
- Exponential function(s); Linear function(s); Logarithmic function(s); Probability density function
  - absolute maximum or minimum of, 202, 250, 251, 253–254, 255–257
  - absolute-value, 60, 68
  - applications of, 43–44
  - average value of, 430–432
  - composed, 170
  - composition of, 169–171, 314

- constant, 34, 37, 53, 148  
 continuous, 113, 114, 201, 430–432  
 critical values of, 200–201, 205, 566  
 cubic, 53, 68, 74–75  
 decreasing, 153–154, 198–200, 203, 216, 217  
 demand, 63–65, 290, 371, 474–475, 477  
 derived, 135  
 differentiable, 135, 411  
 domain of, 13, 14, 17, 26–30  
 fitting to data, 68–75  
 graph(s) of, 16–18  
 increasing, 153–154, 198–200, 203, 216, 217  
 inverse, 59, 323, 328  
 iterated, 176  
 joint probability density, 591  
 Lagrange, 580  
 logistic, 344–345, 360  
 Lorenz, 469, 470  
 natural logarithmic, 328–331, 392  
 nonlinear, 50–65  
 piecewise-defined, 18–20, 97–99, 116–117, 426–427  
 polynomial, 53–54, 74–75, 235  
 power, 53, 61–63, 145  
 production, 559–560  
 quadratic, 50, 52–53, 68, 74–75  
 quartic, 68  
 range of, 13, 14, 17, 26–30  
 rational, 57–59, 111–112, 234–235, 237  
 of several variables, 548–552  
 square-root, 61, 281  
 supply, 63–65, 474–475, 476, 477  
 table of values of, 28  
 third-degree, 53  
 of two variables, 548–552  
 values of, 14–15, 28, 200–201  
 vertical-line test for, 18  
 zero of, 54
- Fundamental Theorem of Integral Calculus, 415  
 Future value, 481–483
- Gabriel's horn, 526  
 General solution, of differential equation, 527  
 Geometric interpretation  
 of function of two variables, 551–553  
 of multiple integrals, 590–591  
 of partial derivative, 558–559  
 Geometry, and area under a graph, 400–401  
 Gibson, Bob, 249  
 Gini, Corrado, 470  
 Gini coefficient, 470, 471  
 Gini index, 470, 471  
 Grafly, 553  
 Graph(s), 3–7, 17  
 of absolute value function, 60, 68  
 area below, 399–406, 411–414, 427–430  
 asymptotes of, 235–240  
 concavity of, 182, 216–217  
 of continuous function, 113–114, 200–201, 405  
 of cubic function, 68  
 of demand function, 63, 64, 374  
 of elliptic paraboloid, 552  
 of exponential function, 308–311, 315–318, 337, 338, 344, 346, 358  
 of function of several variables, 551–553  
 of horizontal line, 33–34  
 of intervals, 26  
 of inverse functions, 59, 323, 328  
 of logarithmic function, 322–323, 328, 338, 358  
 of logistic equation, 344–345, 360  
 of normal distribution, 512–513  
 of parabola, 5–6, 50–51  
 of piecewise-defined function, 18–20  
 of power function, 54, 63  
 of product life cycle, 198  
 of quadratic function, 50–52, 68, 74–75  
 of quartic function, 68  
 of rational function, 59  
 sketching of, 205, 222–229, 241–246  
 of square-root function, 61  
 of straight line, 4–5, 35–36, 37, 68  
 of supply function, 63–65  
 of vertical line, 34
- Graphicus, 55, 56, 140–141, 182, 229–231, 289, 313, 314, 323  
 Graphing calculator, 6–7  
 and absolute extrema, 252–253, 254, 256  
 and approximating definite integrals, 417–418  
 CLASSIC mode of, 619–620  
 ClearDraw option of, 516  
 CONNECTED mode of, 59, 237  
 CubicReg feature of, 75  
 and derivatives, 161  
 and differentiation, 147  
 and domain and range, 28–29  
 DOT mode of, 59  
 DrawInv option of, 323  
 and exponential equations, 326–327  
 ExpReg feature of, 341  
 fMax or fMin option of, 210  
 fnInt feature of, 417, 429  
 INTERSECT feature of, 54, 327, 429  
 and limits, 95–96  
 and linear regression, 72–73  
 LinReg feature of, 75  
 LN key, 326, 327, 328  
 LOG key, 325  
 MathPrint operating system for, 618–620  
 MAXIMUM or MINIMUM option of, 210, 256  
 and natural logarithms, 326  
 and polynomial equations, 54–55  
 QuadReg feature of, 75  
 REGRESSION feature of, 74  
 and relative extrema, 209–210
- ROOT feature of, 54, 55  
 ShadeNorm command of, 516  
 and slope, 34–35  
 and statistics, 516  
 TABLE feature of, 16, 95, 96, 210, 254, 279  
 and tangent line, 147  
 TRACE feature of, 17, 58, 96, 209, 254  
 and vertical asymptotes, 237  
 viewing window of, 6–7, 34–35  
 WINDOW feature of, 6  
 Y= editor, 620  
 Y-VARS feature of, 17, 163, 323  
 ZERO feature of, 54–55, 327  
 ZSquare option of, 34
- Growth  
 exponential, 310, 337–347, 353, 480–488  
 integration of models of, 480–489  
 limited, 344–345  
 Growth rate, 156, 339, 340, 341–342
- Half-life, 353, 354  
 Half-open interval, 25  
 Hemisphere, 552  
 Higher-order derivatives, 177–178  
 Histogram, 499  
 Horizontal asymptotes, 235–239  
 Horizontal line  
 graph of, 33–34  
 slope of, 40  
 Hugo, Victor, 135
- Implicit differentiation, 288–290  
 Improper integral(s), 492–495, 512  
 Income stream, continuous  
 accumulated future value of, 481–483  
 accumulated present value of, 484–487  
 Increasing function, 198–200, 216  
 concavity and, 217  
 derivative and, 200, 203  
 Indefinite integral, 390  
 as solution for differential equation, 526  
 Independent variable, 20  
 Indeterminate form, 112  
 Inelastic demand, 374, 375  
 Inequalities  
 equivalent, 612  
 solving, 612–613  
 Inequality-solving principles, 612  
 Inequality symbols, 20  
 Infinity  
 limits involving, 102–105  
 symbols for, 25, 102  
 Inflection points, 220–222, 255  
 Initial condition, 393–395  
 Inputs, 14, 17, 20  
 change in, 122  
 Instantaneous rate of change, 121, 134, 149, 482  
 Integral(s)  
 application of to probability, 591–592

- of constant times function, 393
- convergent, 494
- definite, 405–406
- divergent, 494
- double iterated, 588–589
- evaluating, 414
- improper, 492–495, 512
- indefinite, 390
- multiple, geometric interpretation of, 590–591
- recurring, 450
- of sum or difference, 393
- triple iterated, 593
- Integral sign, 390
- Integrand, 390
- Integration, 390, 414. *See also*
  - Antidifferentiation
  - and area, 410–417
  - and change of variable, 439
  - constant of, 390
  - formulas for, 436, 454–457
  - limits of, 414
  - of a power of  $x$ , 391
  - using substitution, 436–442
  - using tables of formulas, 454–457
- Integration by parts, 445–451
  - reoccurrence of integral and, 450
  - repeated, 449–450
  - tabular, 450–451
- Integration-by-Parts Formula, 446
- Interest, compound, 8–10, 23, 339, 345–347
- Interest rate, 8–10
  - on annuity, 12
  - and Rule of 70, 340–341
- INTERSECT feature, 54, 327, 429
- Interval notation, 24–26, 206
- Interval(s), 24–26
- Inventory costs, minimizing, 269–272
- Inverse functions, 59, 323, 328
- Inverse variation, 59
- Inversely proportional variables, 59
- iPlot, 55–56, 140, 182, 210–212, 313, 314, 412–413
- Irrational number, 308
- Iterated function, 176
- Iterated integration, 588
  
- Jackson, Reggie, 196
- Joint probability density function, 591
  
- Labor, marginal productivity of, 559, 560
- Lagrange function, 580
- Lagrange multipliers, 579–583
- Law of diminishing returns, 560
- Least common multiple (LCM), 610
- Least-squares assumption, 573
- Least-squares technique, 572–575
- Leibniz, Gottfried Wilhelm von, 144
- Leibniz notation, 144–145, 177, 281, 406, 437
- Libby, Willard F., 354
  
- Limit(s), 94–99
  - algebraic, 109–113
  - of constant, 347
  - differentiation using, 134–140
  - existence of, 99
  - and improper integrals, 494
  - at infinity, 102–105
  - of integration, 414
  - left-handed and right-handed, 95
  - properties of, 110–111
  - of rational functions, 111–112
  - TABLE and TRACE features and, 95–96
  - “wall” method for determining, 99–101
- Limited population growth, 344–345
- Limiting value, 351
- Line
  - of equality, 469, 470, 471
  - horizontal, 33–34
  - point–slope equation of, 38–39
  - regression, 573, 575, 576
  - secant, 123, 125, 132, 134, 199
  - slope of, 37, 39–41
  - slope–intercept equation of, 38
  - of symmetry, 50
  - tangent, 132–134
  - vertical, 18, 33–34
- Linear equations
  - graphs of, 4–5
  - principles used in solving, 609
- Linear function(s), 37, 53, 68, 400–401
  - applications of, 43–44
  - average rate of change of, 124
  - formula for derivative of, 137
- Linear regression, 72–73, 575
- Linear systems, solving with matrices, 575
- LinReg feature, 75
- LN key, 326, 327, 328
- Local maximum or minimum, 201
- LOG key, 325
- Logarithm(s), 322
  - common, 324–325
  - natural, 325–326
  - properties of, 323–324
- Logarithmic base, 322
  - $e$  as, 325, 366, 367
- Logarithmic equation, 322
- Logarithmic function(s)
  - applications involving, 331–333
  - derivatives of, 367–368
  - graphs of, 322–323, 325, 328, 329, 332
- Logistic equation (logistic function), 344–345, 360
- Lorenz, Max Otto, 469
- Lorenz function, 469, 470
  
- Mantle, Mickey, 196
- Marginal cost, 277–279
- Marginal productivity, of labor or capital, 559, 560
- Marginal profit, 277–279
- Marginal revenue, 277–279
- Mathematical model(s), 7–10, 68–75
  
- MathPrint operating system, for TI
  - graphing calculators, 618–620
- Matrices, 575
- Maxima, 202
  - absolute, 250–257
  - and constrained optimization, 579–585
  - relative, 201–209, 218, 565–570
- Maximum–Minimum Principle 1, 251
- Maximum–Minimum Principle 2, 253
- Maximum–minimum problems, 262–272
  - strategy for solving, 2, 263
- MAXIMUM option, 210, 256
- Maximum profit, 268
- Mean, of continuous random variable, 510–511
- Microsoft Excel, for regression, 616–617
- Minima, 202
  - absolute, 250–257
  - relative, 201–209, 218, 565–570
- MINIMUM option, 210, 256
- Multiplication, using distributive law, 608–610
- Multiplication Principle, 609
  
- Natural base. *See*  $e$
- Natural logarithm(s), 325
  - calculator and, 326
- Natural Logarithm Rule, for
  - antidifferentiation, 391
- Natural logarithmic functions, 329–331
  - derivatives of, 328–331, 392
  - graphs of, 328
- Negative exponent, 606
- Negative infinity, 25, 102
- Newton, Isaac, 144
- Newton’s Law of Cooling, 357–358
- Nonlinear functions, 50–65
  - average rate of change of, 124
- Normal distribution, 512–515
- Notation
  - delta, 279–284
  - exponential, 605–606
  - interval, 24–26, 206
  - Leibniz, 144–145, 177, 281, 406, 437
  - limit, 95
  - set, 24, 26
  - set-builder, 24, 26
  - sigma, 403
  - summation, 402–403
  
- Oblate spheroid, 524
- Oblique asymptote, 239–240
- Open interval, 25, 200
- Ordered pair, 3, 25
- Ordered triple, 552
- Outputs, 14, 17, 20
  - change in, 122
  
- Parabola, 5–6, 50–51
- Paraboloid, elliptic, 552
- Partial derivative(s)
  - finding, 556–558, 573–574

- geometric interpretation of, 558–559
- higher-order, 560–561
- second-order, 560–561
- Particular solution, of differential equation, 527
- Percentiles, 516–519
- Piecewise-defined function(s), 18–20
  - and continuity, 116–117
  - and definite integrals, 426–427
  - and limits, 97–99
- Pixels, 6
- Point
  - critical, 566
  - of discontinuity, 114
  - equilibrium, 64–65, 474, 477
  - of inflection, 220–222, 255
  - of tangency, 133
- Point notation, 206
- Point–slope equation, 38–39
- Polynomial equations, solving, 54–55
- Polynomial function(s), 53–54, 235
  - fitting to data, 74–75
- Population growth, 353
  - limited, 344–345
  - uninhibited, 338–341
- Power function(s), 53, 61–63
  - derivative of, 145
- Power Rule, 145–148
  - for antidifferentiation, 391–392
  - Extended, 166–168, 171, 289
- Present value, 356–357, 483–487
- Prime notation, 144
- Principal, 8
- Principle of Zero Products, 52, 610
- Probability, 498–505, 591–592
  - expected value and, 508–510
- Probability density function, 501–503, 509, 510, 511, 512, 513, 516
  - constructing, 503
  - and exponential distributions, 504–505
  - joint, 591
  - and uniform distributions, 504
- Producer surplus, 474–479
- Product Rule, 158–159
  - for differentiation, 445
- Profit, 279
  - average, 161–162
  - total, 43, 268, 399
- Projection, of curve, 27
- Proportionality
  - constant of, 36
  - direct, 36
  - inverse, 59
- Quadratic formula, 52
- Quadratic function(s), 50, 52–53, 68, 74–75
- QuadReg feature, 75
- Quartic function, 68
- Quotient Rule, 159–162
- Radioactive decay, 353–356
- Range, of function, 13, 14, 17, 26–30
  - graphing calculator and, 28–29
- Rate(s) of change
  - average, 121–124
  - difference quotients as, 124–127
  - instantaneous, 121, 134, 149, 482
  - related, 290–291
- Rate of exponential growth, 339
- Rational equations, 610–612
- Rational exponents, 61
- Rational expression, 611
- Rational function(s), 57–59, 234–235
  - graphs of, 59, 237
  - limits of, 111–112
- Real numbers, 24, 25
- Recurring integrals, 450
- Reduced row echelon form (rref), 574
- Reflections, of functions, 416
- Region of feasibility, 583, 584
- Regression
  - exponential, 341–342
  - and function in two variables, 572–576
  - linear, 72–73, 575
  - and Microsoft Excel, 616–617
- REGRESSION feature, 74
- Regression line, 573, 575–576
- Relative extrema (maxima or minima), 201–209, 219, 221, 565
  - classifying using second derivatives, 217–220
  - D-test for, 566, 573, 575
  - First-Derivative Test for, 203–209
  - Second-Derivative Test for, 218
- Relative frequency graph, 499
- Relative maximum or minimum. *See* Relative extrema
- Reproduction curve, 305
- Revenue, 279
  - average, 161–162
  - and elasticity, 374
  - total, 43, 268, 373
- Riemann, G. F. Bernhard, 401
- Riemann sum(s), 404, 410, 412, 482, 589
- Riemann summation, 401–405
- Right circular cylinder, volume of, 522
- ROOT feature, 54, 55
- Roster method, 24
- Rounding, 10, 327
- Rule of 70, 340–341
- Saddle point, 566, 568
- Scatterplot, 69
- Secant line, 123, 125, 132, 134, 199
- Second coordinate, 3
- Second derivative(s), 177
  - use of, to classify relative extrema, 217–220
- Second-Derivative Test, 218, 566
- Second-order partial derivative(s), 560–561
- Separation of variables, 528–530
- Set, 24, 26
- Set-builder notation, 24, 26
- Set notation, 24
- Sexson, Richie, 196
- ShadeNorm command, 516
- Sigma notation, 403
- Sketching graphs, 205, 222–229, 241–246
- Slant asymptote, 239–240
- Slope, 35–36, 39–41
  - applications of, 41–42
  - computing of, 39–41
  - of horizontal line, 40
  - of secant, 132, 134, 199
  - of tangent, 134, 151–153
  - undefined, 40
  - visualizing graphically, 34–35
- Slope–intercept equation, 38
- Smoothness of graph, 140
- Solid of revolution, 522
- Solution of equation, 3
- Speed, 131, 178, 420. *See also* Velocity
- Square-root functions, 61, 281
- Squared correlation coefficient, 617
- Squaring, of viewing window, 34
- Standard deviation, of continuous random variable, 511–512
- Standard normal distribution, 513
  - table of areas for, 621
- Standard viewing window, 6
- Statistics, calculator and, 516
- Stimulus–response model, 531
- Straight line, graph of, 4–5, 35–36, 37, 68
- Substitution, as integration technique, 436–442
- Sum
  - antiderivative of, 393
  - derivative of, 150–151
- Sum–Difference Rule, 150
- Summation notation, 402–403
- Supply curve, 474, 476, 477
- Supply functions, 63–65, 474–475, 476, 477
- Surface of revolution, 522
- Surplus, consumer and producer, 474–479
- Symmetry, line of, 50
- TABLE feature, 16, 95, 96, 210, 254, 279
- Tabular integration by parts, 450–451
- Tangent feature, 147, 182
- Tangent line(s), 132–134
  - finding, 138
  - graphing calculator and, 147
  - and partial derivative, 559
  - slope of, 134, 151–153, 199–200
- Technology Connections. *See also* Extended Technology Applications
  - absolute value, 60
  - accumulated present value (exploratory), 495
  - amount of a continuous income stream (exploratory), 483
  - antiderivatives and area, 395–396

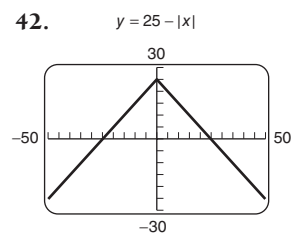
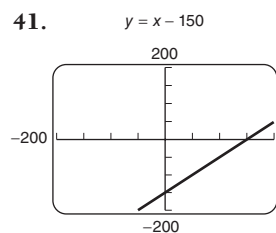
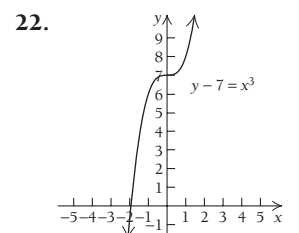
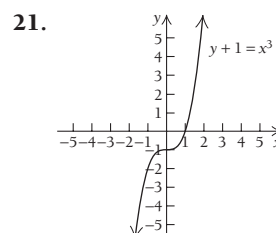
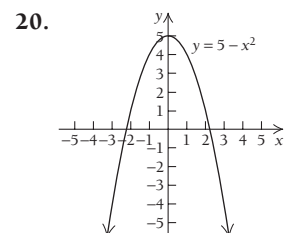
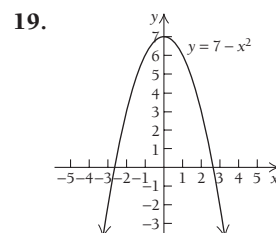
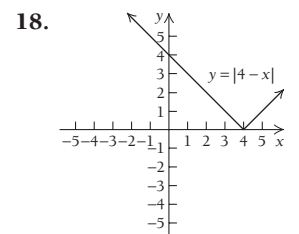
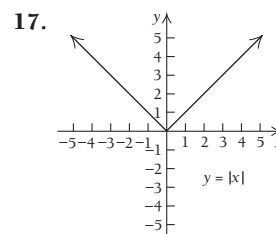
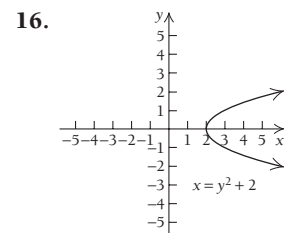
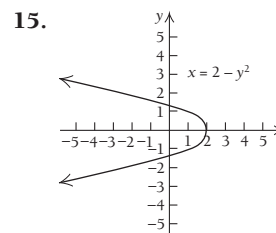
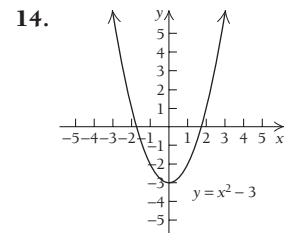
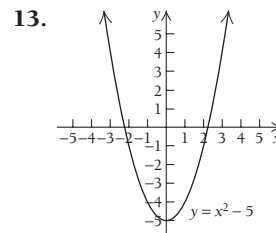
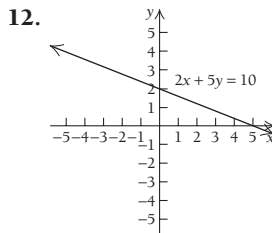
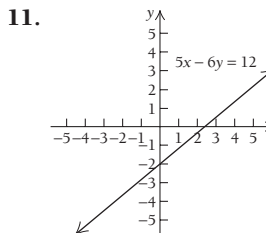
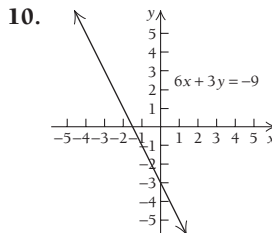
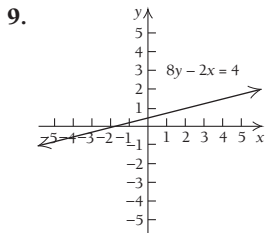
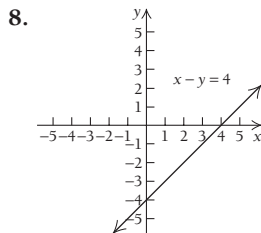
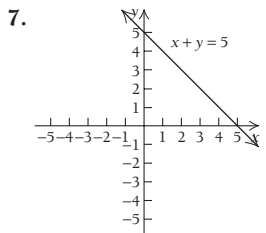
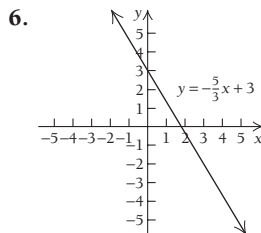
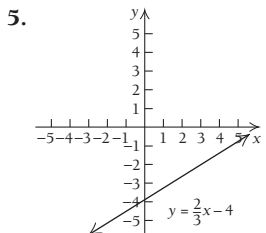
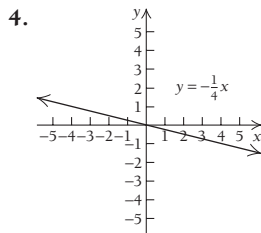
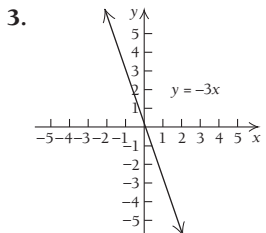
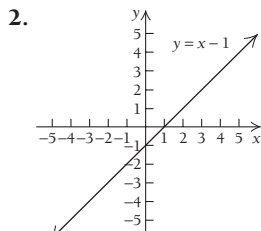
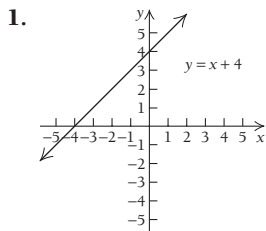


- approximating definite integrals, 417–418
- approximating expressions having irrational exponents, 308
- apps for iPhone and iPod Touch, 55–56, 140–141
- asymptotes, 237
- average value of a function over an interval, 432
- calculating a derivative (exploratory), 136
- checking derivatives graphically, 161
- checking differentiation, 168
- concavity (exploratory), 217
- consumer surplus (exploratory), 476
- creating a table of function values, 28
- curves and tangent lines, 138
- derivative of a constant function (exploratory), 148
- derivatives of exponential functions, 314
- derivatives of natural logarithmic functions, 331
- derivative of a sum (exploratory), 150
- determining domain and range, 28–29
- determining a horizontal asymptote, 239
- exploring  $b$ , 37
- exponential growth and decay (exploratory), 353
- exponential models using regression: projecting world population growth, 341–342
- finding absolute extrema, 252–253, 254, 256
- finding the area bounded by two graphs, 429
- finding the area under a graph with iPlot, 412–413
- finding the derivative of  $f(x) = e^x$  (exploratory), 313
- finding function values, 58
- finding limits using TABLE and TRACE, 95–96
- finding partial derivatives (exploratory), 558
- finding relative extrema, 209–210
- finding relative extrema with iPlot, 210–212
- finding roots, extrema, and inflection points with Graphicus, 229–231
- graphing functions defined piecewise, 20
- graphing implicit relationships (exploratory), 289
- graphing logarithmic functions, 322, 323, 325, 328, 329, 332
- graphs and function values, 17
- graphs of rational functions, 59
- growth (exploratory), 310
- increasing and decreasing functions and their derivatives (exploratory), 199
- introduction to the use of a graphing calculator: windows and graphs, 6–7
- limit of a constant (exploratory), 347
- linear regression (exploratory), 575
- linear regression: fitting a linear function to data, 72–73
- mathematical modeling using regression, 74–75
- numerical differentiation and tangent lines, 147
- percentiles on a calculator, 517
- probability density function (exploratory), 501
- relative extrema and critical values (exploratory), 205
- relative extrema and first and second derivatives (exploratory), 219
- revenue and profit, 279
- solving exponential equations, 327
- solving linear systems using matrices, 574
- solving polynomial equations, 54–55
- standard normal distribution (exploratory), 513
- statistics on a calculator, 516
- TABLE feature, 16, 95–96
- tangent-drawing feature (exploratory), 182
- tangent lines to curves (exploratory), 133
- three-dimensional graphs with Grafly (exploratory), 553
- using Y-VARS, 163
- visualizing slope, 34–35
- Theorem on Limits of Rational Functions, 111
- Theoretical probability, 498–499
- Third-degree function, 53
- Third derivative, 177
- Three-dimensional coordinate system, 551
- Threshold value, 531, 532
- Total cost, 43, 268
  - as area, 399
- Total profit, 43, 268, 418
  - as area, 401
- Total revenue, 43, 268, 373
- Total utility, 475
- TRACE feature, 17, 58, 96, 209, 254
- Trapezoidal Rule, 409, 514
- Triple iterated integral, 593
- Turning point, 50
- Uniform distribution, 504, 508
- Uninhibited population growth, 338–341
- Union, of sets, 28
- Unit elasticity, 374
- Utility, 474
  - total, 475
- Values of a function, 200–201
- Variable(s), 20
  - change of, 439
  - continuous random, 499–503
  - functions of two, 548–552
  - separation of, 528–530
- Variable costs, 43
- Variance, of continuous random variable, 511
- Variation
  - direct, 36–37
  - inverse, 59
- Variation constant, 36
- Velocity, 178–180, 394, 418–420
  - average, 131
- Vertex, 50
- Vertical asymptotes, 235–239
- Vertical line
  - graph of, 34
  - slope of, 40
- Vertical-line test, 18
- Vertical tangent, 140
- Viewing window, 6
  - squaring, 34
  - standard, 6
- Volume, of solid of revolution, 522–524
- “Wall” method for determining limits, 99–101
- Weber–Fechner Law, 531
- Williams, Ted, 196
- WINDOW feature, 6
- $x$ -axis, 3
- $x$ -intercept, 53, 240–241
- $y$ -axis, 3
- $y$ -intercept, 37, 240–241
- Y= editor, 620
- Y-VARS feature, 17, 163, 323
- $z$ -axis, 551
- $z$ -score ( $z$ -value), 515, 621
- Zero
  - as exponent, 605
  - of function, 54
- ZERO feature, 54–55, 327
- Zero Products, Principle of, 610
- Zero slope, 40
- ZSquare option, 34

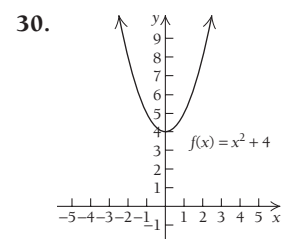
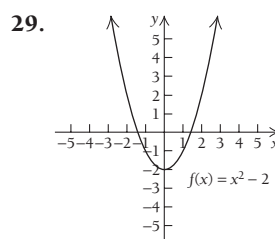
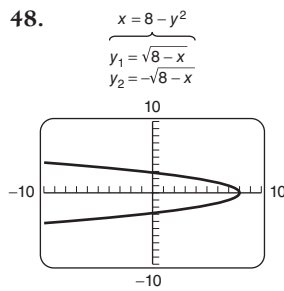
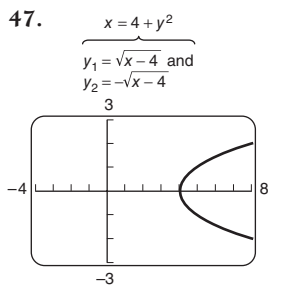
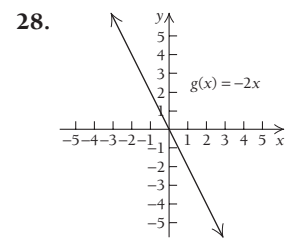
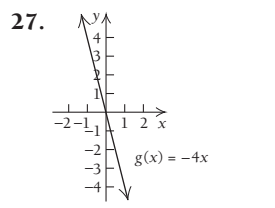
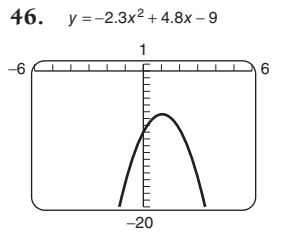
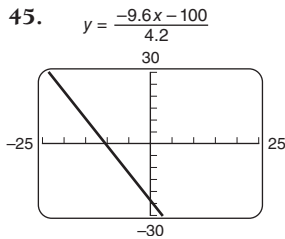
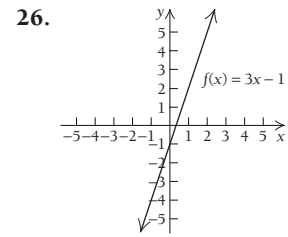
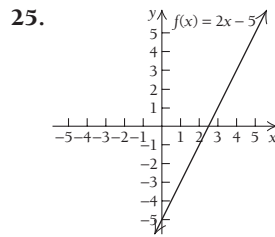
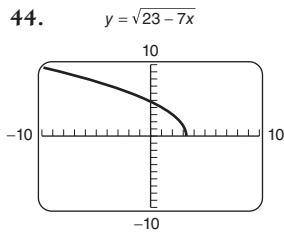
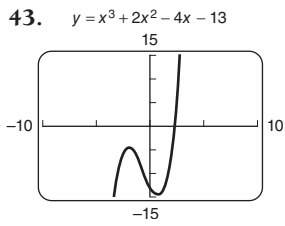
# Additional Instructor's Answers

## Chapter R

### Exercise Set R.1, p. 10



**IA-2 ADDITIONAL INSTRUCTOR'S ANSWERS**



**Exercise Set R.2, p. 21**

19. (b)  $f(4) = 13, f(3) = 9, f(-2) = -11, f(k) = 4k - 3, f(1+t) = 4t + 1, f(x+h) = 4x + 4h - 3$

20. (b)  $f(5) = 17, f(-1) = -1, f(k) = 3k + 2, f(1+t) = 3t + 5, f(x+h) = 3x + 3h + 2$

21.  $g(-1) = -2, g(0) = -3, g(1) = -2, g(5) = 22, g(u) = u^2 - 3, g(a+h) = a^2 + 2ah + h^2 - 3, \text{ and } \frac{g(a+h) - g(a)}{h} = 2a + h, h \neq 0$

22.  $g(-3) = 13, g(0) = 4, g(-1) = 5, g(7) = 53, g(v) = v^2 + 4, g(a+h) = a^2 + 2ah + h^2 + 4, \text{ and } \frac{g(a+h) - g(a)}{h} = 2a + h, h \neq 0$

23. (a)  $f(4) = \frac{1}{49}, f(-3)$  is undefined,  $f(0) = \frac{1}{9},$

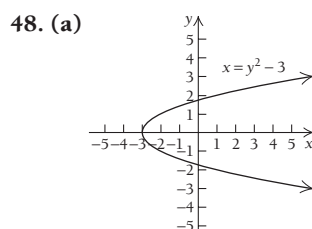
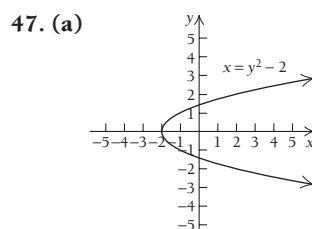
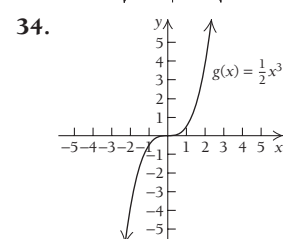
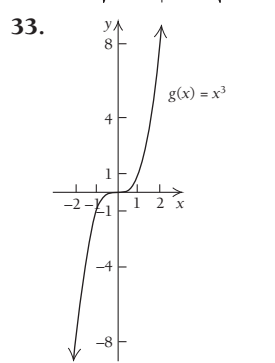
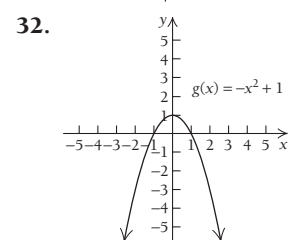
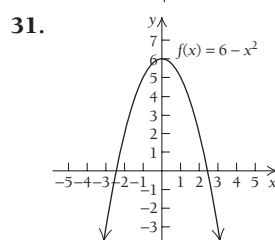
$f(a) = \frac{1}{(a+3)^2}, f(t+4) = \frac{1}{(t+7)^2},$

$f(x+h) = \frac{1}{(x+h+3)^2}, \text{ and } \frac{f(x+h) - f(x)}{h} = \frac{-2x - h - 6}{(x+h+3)^2(x+3)^2}, h \neq 0$  (b) Take an input, square it, add six times the input, add 9, and then take the reciprocal of the result.

24. (a)  $f(3) = \frac{1}{4}, f(-1) = \frac{1}{36}, f(5)$  is undefined,

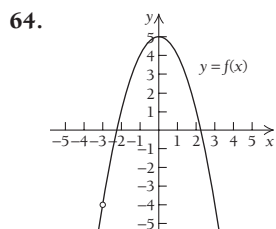
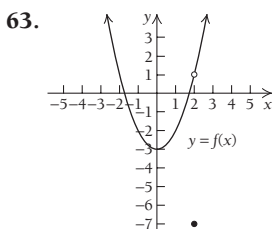
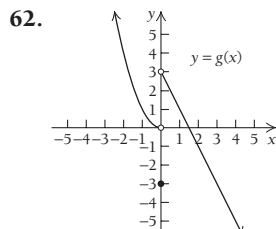
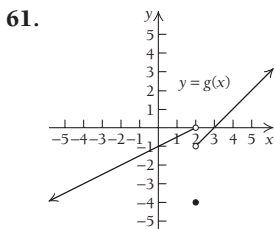
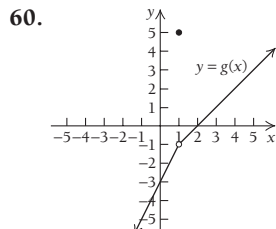
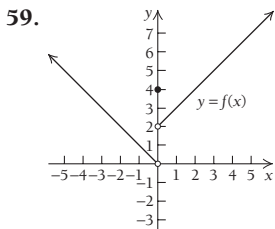
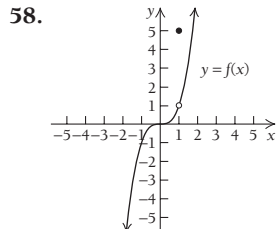
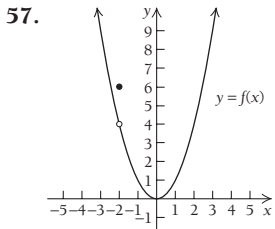
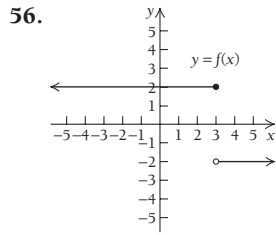
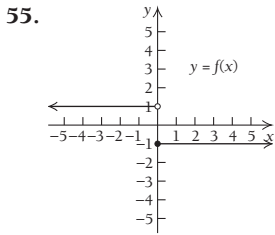
$f(k) = \frac{1}{(k-5)^2}, f(t-1) = \frac{1}{(t-6)^2}, f(t-4) = \frac{1}{(t-9)^2},$

$f(x+h) = \frac{1}{(x+h-5)^2}$  (b) Take an input, square it, subtract 10 times the input, add 25, and then take the reciprocal of the result.



49.  $\frac{f(x+h) - f(x)}{h} = 2x + h - 3, h \neq 0$

50.  $\frac{f(x+h) - f(x)}{h} = 2x + h + 4, h \neq 0$



72.  $y = \pm\sqrt{x}$ ; this is *not* a function

73.  $y = 2 \cdot \sqrt[3]{x}$ ; this is a function.

76.

X	Y1
-3	-10
-1	-8
1	14
3	20
5	142
7	400
9	842
X=-3	

77.

X	Y1
-3	.6
-2	ERR:
-1	-1
0	-.75
1	-1
2	ERR:
3	.6
X=-3	

**Technology Connection, p. 28**

1.

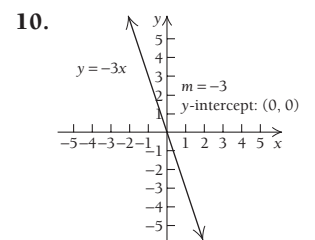
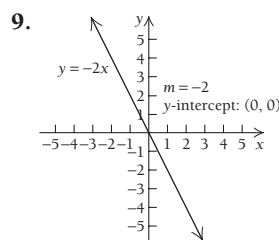
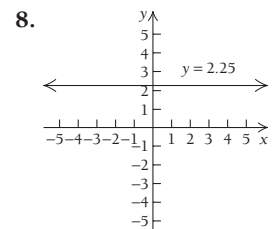
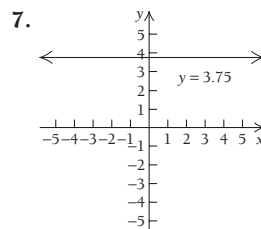
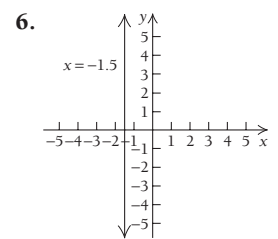
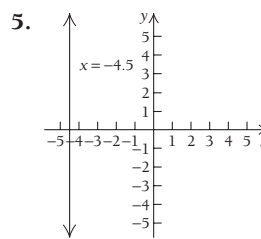
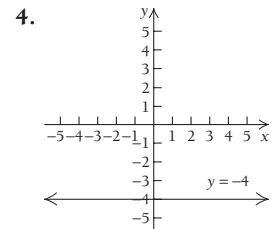
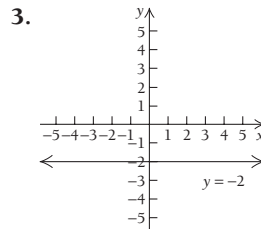
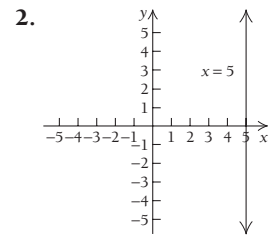
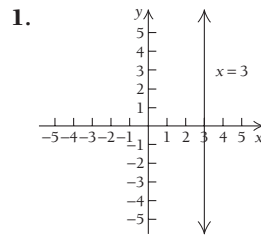
X	Y1
-3	.2
-2.5	.4444
-2	ERR:
-1.5	-.5714
-1	-.3333
-.5	-.2667
0	-.25
X=-3	

**Exercise Set R.3, p. 31**

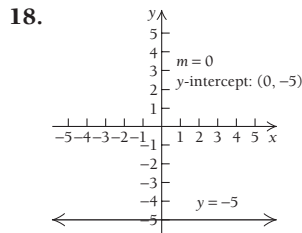
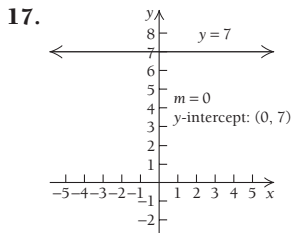
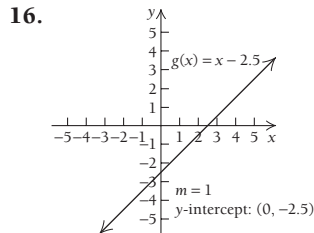
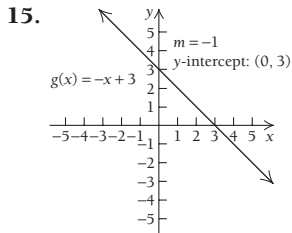
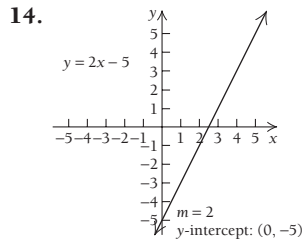
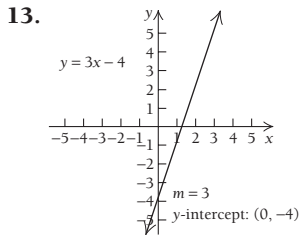
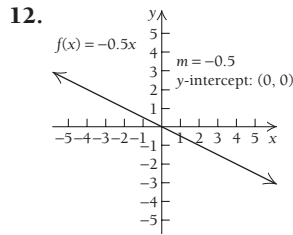
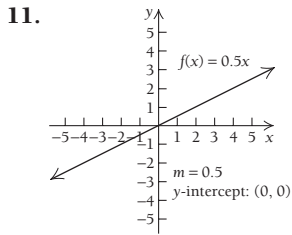
11.  $[-2, 2]$
12.  $(-5, 5)$

21. (a) 3; (b)  $\{-3, -1, 1, 3, 5\}$ ; (c) 3; (d)  $\{-2, 0, 2, 3, 4\}$   
 22. (a) -1; (b)  $\{-4, -3, -2, -1, 0, 1, 2\}$  (c) -2;  
 (d)  $\{-2, -1, 0, 1, 2, 3, 4\}$  23. (a) 4; (b)  $\{-5, -3, 1, 2, 3, 4, 5\}$ ; (c)  $\{-5, -3, 4\}$ ; (d)  $\{-3, 2, 4, 5\}$  24. (a) 2;  
 (b)  $\{-6, -4, -2, 0, 1, 3, 4\}$ ; (c)  $\{1, 3\}$ ; (d)  $\{-5, -2, 0, 2, 5\}$   
 25. (a) -1; (b)  $[-2, 4]$ ; (c) 3; (d)  $[-3, 3]$  26. (a) About 2.5;  
 (b)  $[-3, 5]$ ; (c) about 2.25; (d)  $[1, 4]$  27. (a) -2; (b)  $[-4, 2]$ ;  
 (c) -2; (d)  $[-3, 3]$  28. (a) About 2.25; (b)  $[-4, 3]$ ;  
 (c) about 0; (d)  $[-5, 4]$  29. (a) 3; (b)  $[-3, 3]$ ; (c) about  
 $-1.4$  and  $1.4$ ; (d)  $[-5, 4]$  30. (a) 2; (b)  $[-5, 4]$ ;  
 (c)  $[1, 4]$ ; (d)  $[-3, 2]$  31. (a) 1; (b)  $[-5, 5]$ ; (c)  $[3, 5]$ ;  
 (d)  $\{-2, -1, 0, 1, 2\}$  32. (a) 2; (b)  $[-4, 4]$ ; (c)  $(0, 2]$ ;  
 (d)  $\{1, 2, 3, 4\}$  58. (a)  $A(t) = 3000\left(1 + \frac{0.05}{365}\right)^{365t}$

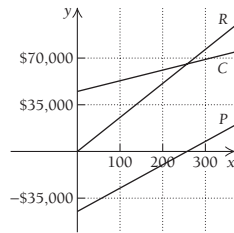
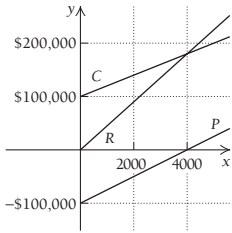
**Exercise Set R.4, p. 45**



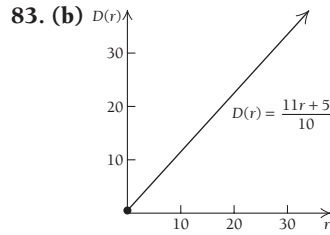
**IA-4 ADDITIONAL INSTRUCTOR'S ANSWERS**



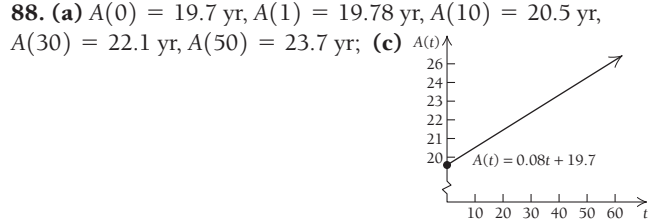
- 51.**  $y = -\frac{4}{7}x - \frac{1}{7}$    **52.**  $y = \frac{1}{4}x + \frac{3}{2}$    **53.**  $y = \frac{1}{3}x - \frac{11}{3}$   
**54.**  $y = -\frac{1}{4}x - \frac{23}{4}$    **55.**  $x = 3$    **56.**  $x = -4$   
**57.**  $y = -\frac{34}{3}x + \frac{91}{15}$    **58.**  $y = -\frac{4}{13}x - \frac{29}{52}$    **59.**  $y = 3$    **60.**  $y = \frac{1}{2}$   
**66. (a)**  $C(x) = 20x + 100,000$ ;   **67. (a)**  $C(x) = 80x + 45,000$ ;  
**(b)**  $R(x) = 45x$ ;   **(b)**  $R(x) = 255x$ ;  
**(c)**  $P(x) = R(x) - C(x) = 25x - 100,000$    **(c)**  $P(x) = 175x - 45,000$



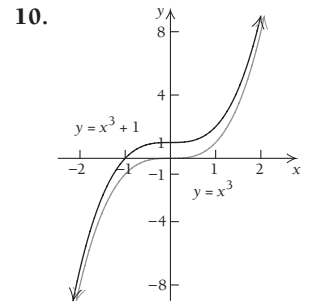
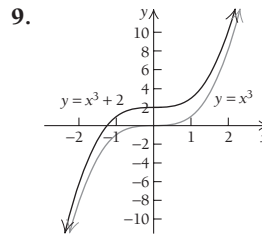
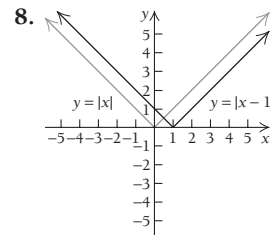
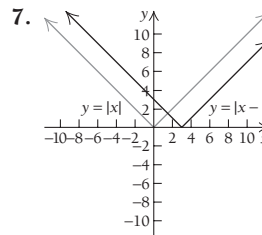
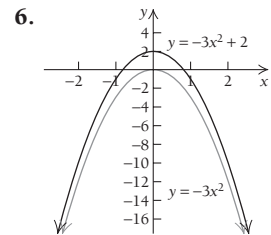
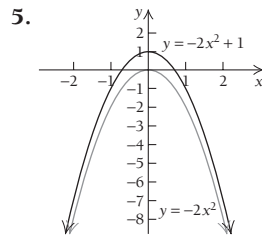
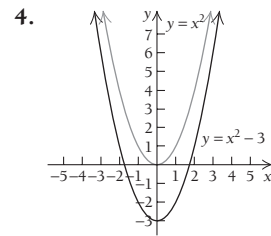
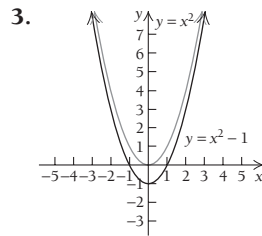
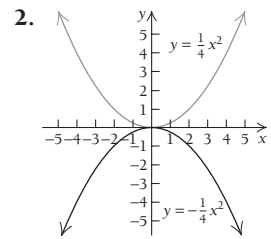
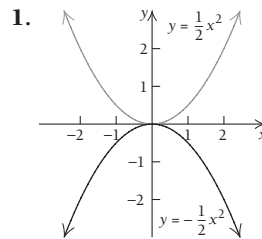
- 68. (b)**  $V(0) = \$5200$ ,  $V(1) = \$4687.50$ ,  $V(2) = \$4175$ ,  
 $V(3) = \$3662.50$ ,  $V(4) = \$3150$ ,  $V(7) = \$1612.50$ ,  
 $V(8) = \$1100$   
**69. (b)**  $R(x) = C(x) + P(x) = 13x$ ; he charges \$13 per lawn.  
**72. (a)** The number  $-700$  indicates that the value of the photocopier decreases by \$700 per year, and the number  $3500$  indicates that the original value of the copier was \$3500.  
**80. (b)**  $0.4 = 40\%$ , so we have  $M = 40\%W$ . The weight of the muscles is 40% of the body weight.  
**81. (b)**  $B(W) = 2.5\%W$ . The weight of the brain is 2.5% of the body weight.

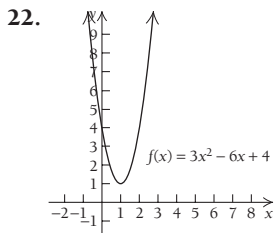
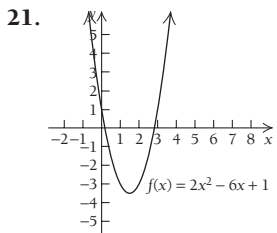
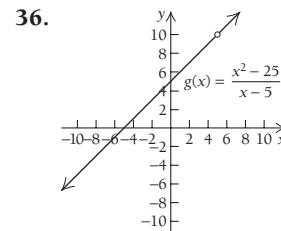
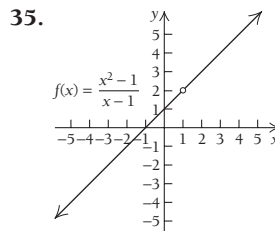
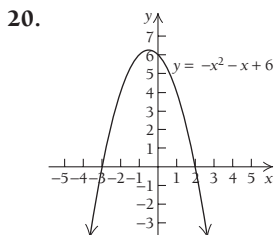
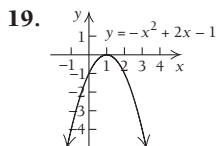
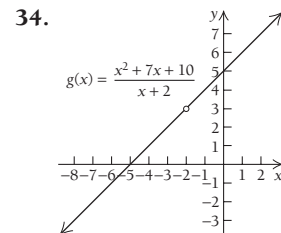
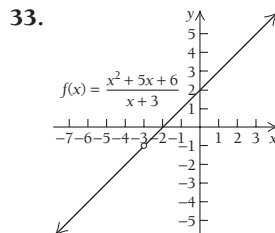
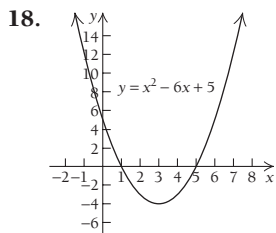
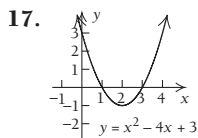
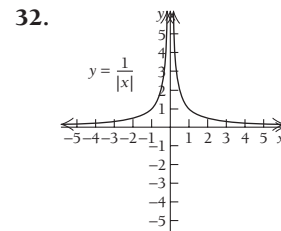
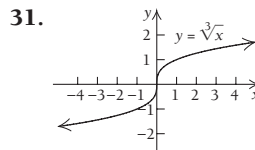
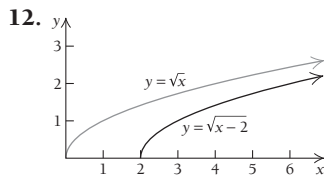
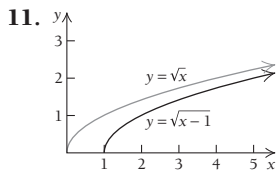


- 85. (a)** Approximately  $y = \frac{20}{9}x - 4372.44$ ;  
**(c)** 2012;  
**86. (a)** Approximately  $y = -39.25x + 81,839.25$

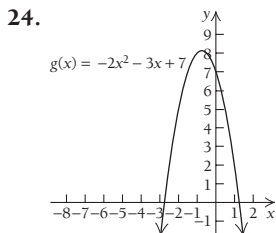
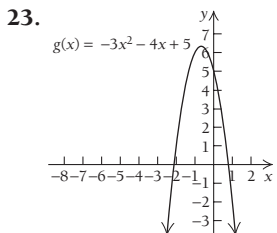


**Exercise Set R.5, p. 65**



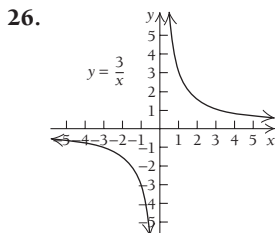
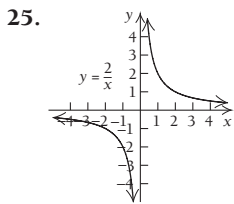
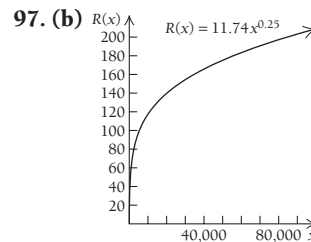
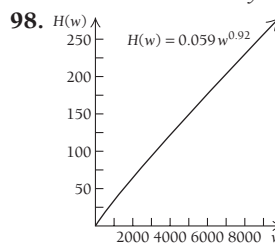


41.  $\frac{1 \pm \sqrt{2}}{2}$ , or  $-0.207, 1.207$     42.  $\frac{-1 \pm \sqrt{2}}{2}$ , or  $-1.207, 0.207$   
43.  $\frac{-4 \pm \sqrt{10}}{3}$ , or  $-2.387, -0.279$

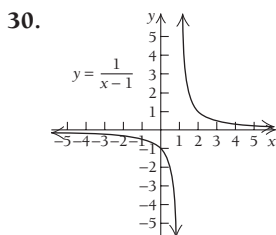
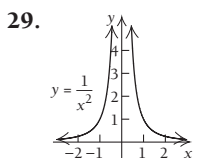
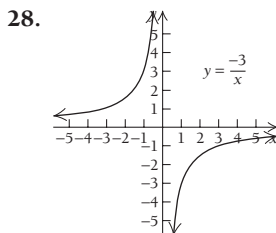
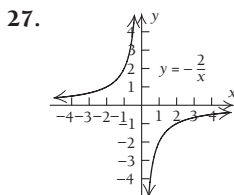
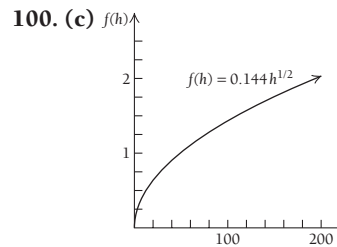
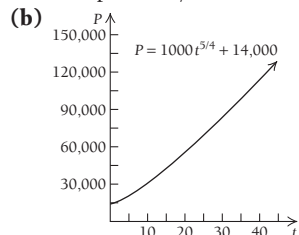


44.  $\frac{5 \pm \sqrt{33}}{4}$ , or  $-0.186, 2.686$     47.  $\frac{1}{\sqrt[6]{e^{17}}}$     48.  $\frac{1}{\sqrt[6]{m^{19}}}$

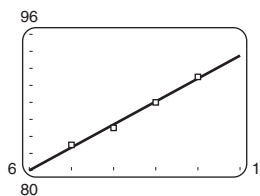
69.  $\frac{1}{\sqrt{x^2 - 3}}$     70.  $\frac{1}{\sqrt[4]{y^2 + 7}}$



99. (a) 99,130 particles/cm<sup>3</sup>, 108,347 particles/cm<sup>3</sup>, 127,322 particles/cm<sup>3</sup>



1. (a)  $y = 2.7x + 63.8$

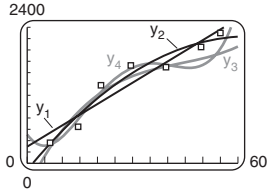


Technology Connection, p. 72

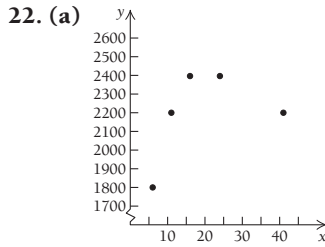
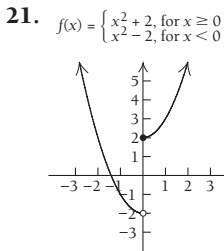
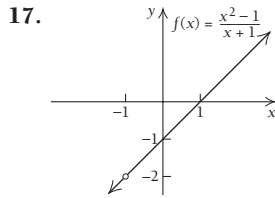
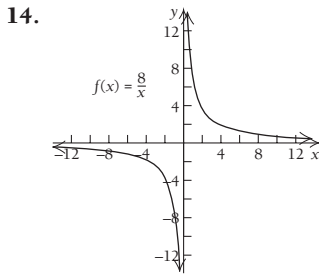


57. (a)  $y = 37.58x + 294.48$ ;  
 $y = -0.59x^2 + 74.61x - 117.72$ ;  
 $y = 0.02x^3 - 2.60x^2 + 125.71x - 439.65$ ;  
 $y = 0.003x^4 - 0.324x^3 + 11.46x^2 - 88.51x + 507.84$

(b)  $y_1 = 37.58x + 294.48$   
 $y_2 = -0.59x^2 + 74.61x - 117.72$   
 $y_3 = 0.02x^3 - 2.60x^2 + 125.71x - 439.65$   
 $y_4 = 0.0028x^4 - 0.324x^3 + 11.46x^2 - 88.51x + 507.84$

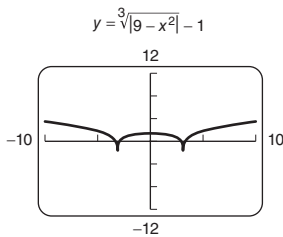


Chapter R Test, p. 88



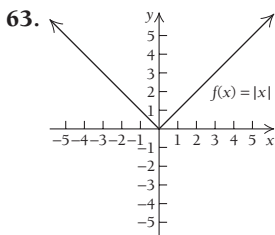
(c)  $y = -1.94x^2 + 102.74x + 1253.49$

27. Zeros:  $\pm\sqrt{8} \approx \pm 2.828$ ,  
 $\pm\sqrt{10} \approx \pm 3.162$ ;  
 domain:  $\mathbb{R}$ ; range:  $[-1, \infty)$

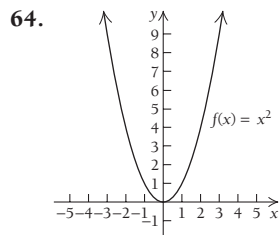


Chapter 1

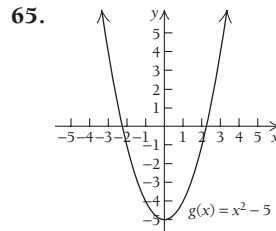
Exercise Set 1.1, p. 106



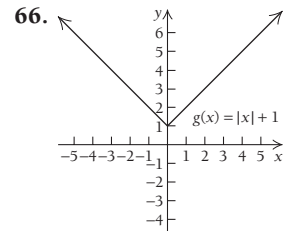
$\lim_{x \rightarrow 0} f(x) = 0$ ;  
 $\lim_{x \rightarrow -2} f(x) = 2$



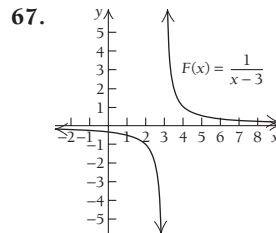
$\lim_{x \rightarrow -1} f(x) = 1$ ;  
 $\lim_{x \rightarrow 0} f(x) = 0$



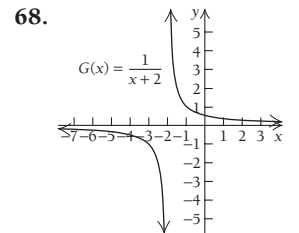
$\lim_{x \rightarrow 0} g(x) = -5$ ;  
 $\lim_{x \rightarrow -1} g(x) = -4$



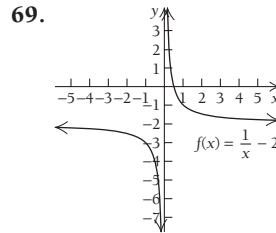
$\lim_{x \rightarrow -3} g(x) = 4$ ;  
 $\lim_{x \rightarrow 0} g(x) = 1$



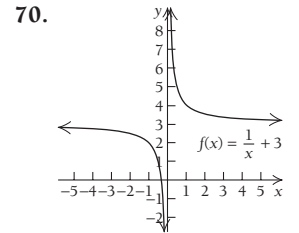
$\lim_{x \rightarrow 3} F(x)$  does not exist;  
 $\lim_{x \rightarrow 4} F(x) = 1$



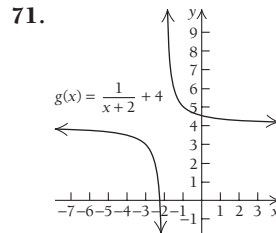
$\lim_{x \rightarrow -1} G(x) = 1$ ;  
 $\lim_{x \rightarrow -2} G(x)$  does not exist



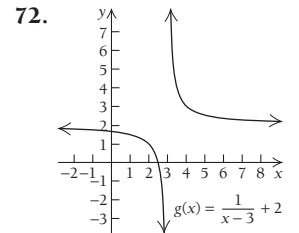
$\lim_{x \rightarrow \infty} f(x) = -2$ ;  
 $\lim_{x \rightarrow 0} f(x)$  does not exist



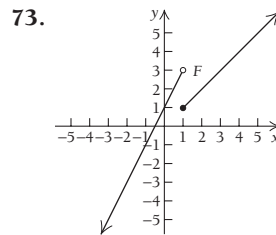
$\lim_{x \rightarrow \infty} f(x) = 3$ ;  
 $\lim_{x \rightarrow 0} f(x)$  does not exist



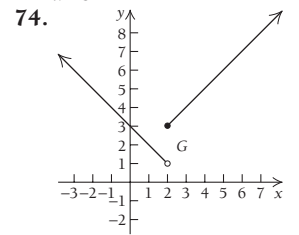
$\lim_{x \rightarrow \infty} g(x) = 4$ ;  
 $\lim_{x \rightarrow -2} g(x)$  does not exist



$\lim_{x \rightarrow \infty} g(x) = 2$ ;  
 $\lim_{x \rightarrow 3} g(x)$  does not exist



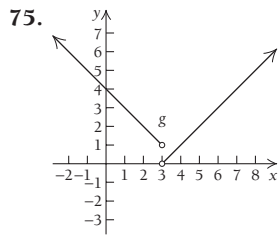
$\lim_{x \rightarrow 1^-} F(x) = 3$ ;  $\lim_{x \rightarrow 1^+} F(x) = 1$ ;  
 $\lim_{x \rightarrow 1} F(x)$  does not exist



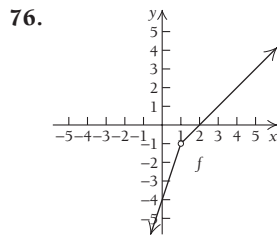
$\lim_{x \rightarrow 2^-} G(x) = 1$ ;  $\lim_{x \rightarrow 2^+} G(x) = 3$ ;  
 $\lim_{x \rightarrow 2} G(x)$  does not exist



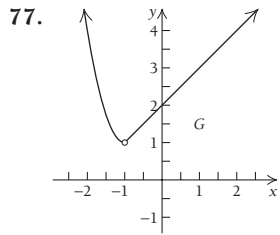
**IA-8 ADDITIONAL INSTRUCTOR'S ANSWERS**



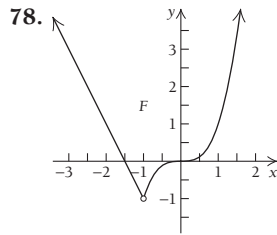
$\lim_{x \rightarrow 3^-} g(x) = 1; \lim_{x \rightarrow 3^+} g(x) = 0;$   
 $\lim_{x \rightarrow 3} g(x)$  does not exist



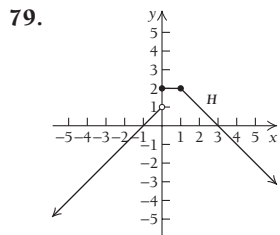
$\lim_{x \rightarrow 1^-} f(x) = -1; \lim_{x \rightarrow 1^+} f(x) = -1;$   
 $\lim_{x \rightarrow 1} f(x) = -1$



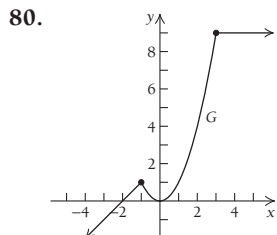
$\lim_{x \rightarrow -1} G(x) = 1$



$\lim_{x \rightarrow -1} F(x) = -1$



$\lim_{x \rightarrow 0} H(x)$  does not exist;  
 $\lim_{x \rightarrow 1} H(x) = 2$



$\lim_{x \rightarrow -1} G(x) = 1; \lim_{x \rightarrow 3} G(x) = 9$

**Exercise Set 1.3, p. 128**

1. (a)  $8x + 4h$ ; (b) 48, 44, 40.4, 40.04 2. (a)  $10x + 5h$ ;  
 (b) 60, 55, 50.5, 50.05 3. (a)  $-8x - 4h$ ;  
 (b) -48, -44, -40.4, -40.04 4. (a)  $-10x - 5h$ ;  
 (b) -60, -55, -50.5, -50.05 5. (a)  $2x + h + 1$ ;  
 (b) 13, 12, 11.1, 11.01 6. (a)  $2x + h - 1$ ;  
 (b) 11, 10, 9.1, 9.01 7. (a)  $\frac{-2}{x \cdot (x + h)}$ ;  
 (b)  $-\frac{2}{35}, -\frac{1}{15}, -\frac{4}{51}, -\frac{40}{501}$  8. (a)  $\frac{-9}{x \cdot (x + h)}$ ;  
 (b)  $-\frac{9}{35}, -\frac{3}{10}, -\frac{6}{17}, -\frac{60}{167}$  11. (a)  $-3x^2 - 3xh - h^2$ ;  
 (b) -109, -91, -76.51, 75.1501 12. (a)  $36x^2 + 36xh + 12h^2$ ;  
 (b) 1308, 1092, 918.12, 901.8012 14. (a)  $2x + h - 4$ ;  
 (b) 8, 7, 6.1, 6.01; 17. About 0.3% per yr; about -0.5% per yr;  
 about -0.07% per yr 18. About 1.6% per yr; about -4.8% per yr;  
 about -1.22% per yr 19. About 0.35% per yr; about -0.56%  
 per yr; about -0.05% per yr 20. About 2.7% per yr; about  
 2.8% per yr; about 2.7% per yr 21. About 3.7% per yr; about  
 2.6% per yr; about 3.25% per yr 22. About 0.98% per yr;  
 about 0.9% per yr; about 0.94% per yr 23. About 0.97% per yr;  
 about 3% per yr; about 1.9% per yr 24. About -3.5% per yr;  
 about -3.4% per yr; about -3.5% per yr 27. (a) 70 pleasure  
 units/unit of product, 39 pleasure units/unit of product, 29 pleas-  
 ure units/unit of product, 23 pleasure units/unit of product  
 28. (a) 300 units/thousands of dollars, 180 units/thousands of  
 dollars, 120 units/thousands of dollars, 100 units/thousands of  
 dollars 37. (b) 1.09 represents the average growth rate, in  
 hectares/g, of home range with respect to body weight when the  
 mammal grows from 200 to 300 g 39. (a) 1.25 words/min,

1.25 words/min, 0.625 words/min, 0 words/min, 0 words/min

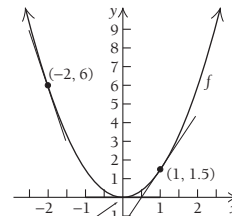
43. (a) 125 million people/yr for both countries  
 (c) A: 290 million people/yr, -40 million people/yr,  
 -50 million people/yr, 300 million people/yr; B: 125 million  
 people/yr in all intervals 51.  $5ax^4 + 10ax^3h + 10ax^2h^2 +$   
 $5axh^3 + ah^4 + 4bx^3 + 6bx^2h + 4bxh^2 + bh^3$

55.  $\frac{2}{\sqrt{2x+2h+1} + \sqrt{2x+1}}$

56.  $\frac{-1}{\sqrt{x}\sqrt{x+h}(\sqrt{x} + \sqrt{x+h})}$

**Exercise Set 1.4, p. 141**

1. (a) and (b)

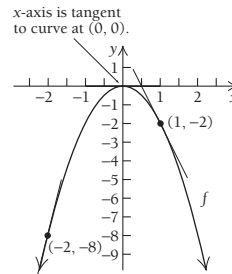


x-axis is tangent  
to curve at (0, 0).

(c)  $f'(x) = 3x$ ;

(d) -6, 0, 3

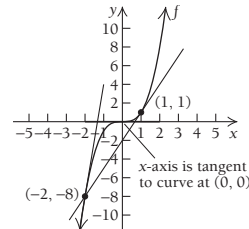
3. (a) and (b)



(c)  $f'(x) = -4x$ ;

(d) 8, 0, -4

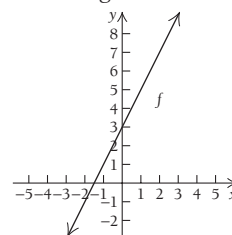
5. (a) and (b)



(c)  $f'(x) = 3x^2$ ;

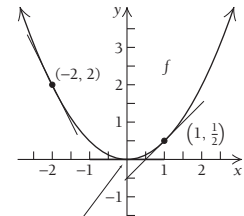
(d) 12, 0, 3

7. (a) and (b) All tangent  
lines are identical to the graph  
of the original function.



(c)  $f'(x) = 2$ ; (d) 2, 2, 2

2. (a) and (b)

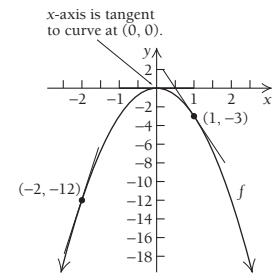


x-axis is tangent  
to curve at (0, 0).

(c)  $f'(x) = x$ ;

(d) -2, 0, 1

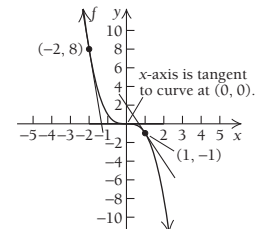
4. (a) and (b)



(c)  $f'(x) = -6x$ ;

(d) 12, 0, -6

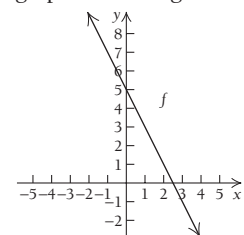
6. (a) and (b)



(c)  $f'(x) = -3x^2$ ;

(d) -12, 0, -3

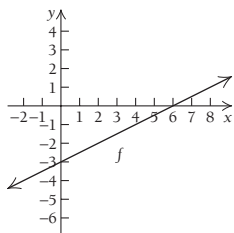
8. (a) and (b) All tangent  
lines are identical to the  
graph of the original function.



(c)  $f'(x) = -2$ ;

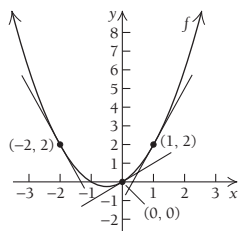
(d) -2, -2, -2

9. (a) and (b) All tangent lines are identical to the graph of the original function.



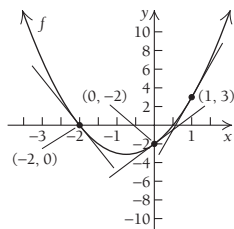
(c)  $f'(x) = \frac{1}{2}$ ; (d)  $\frac{1}{2}, \frac{1}{2}, \frac{1}{2}$

11. (a) and (b)



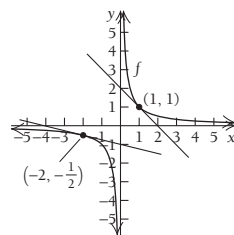
(c)  $f'(x) = 2x + 1$ ;  
(d)  $-3, 1, 3$

13. (a) and (b)



(c)  $f'(x) = 4x + 3$ ;  
(d)  $-5, 3, 7$

15. (a) and (b) There is no tangent line for  $x = 0$ .



(c)  $f'(x) = -\frac{1}{x^2}$ ;  
(d)  $-\frac{1}{4}$ , does not exist,  $-1$

54.  $g'(x)$  is not defined at  $x = 0$  because the graph has vertical slope there;  $g(x)$  is differentiable for all  $x \neq 0$ .

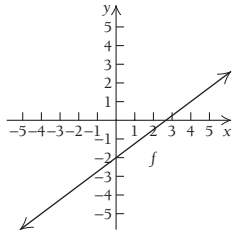
55. (a)  $\lim_{x \rightarrow 2} F(x) = 5, F(2) = 5$ ; therefore,  $\lim_{x \rightarrow 2} F(x) = F(2)$ ;

(b) no, the graph has a corner there

56. (a)  $\lim_{x \rightarrow 1} G(x) = 1, G(1) = 1$ ; therefore,

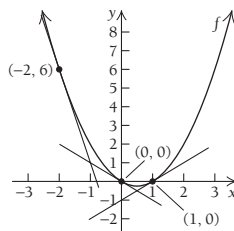
$\lim_{x \rightarrow 1} G(x) = G(1)$  (b) yes,  $G'(1) = 3$

10. (a) and (b) All tangent lines are identical to the graph of the original function.



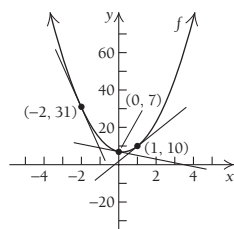
(c)  $f'(x) = \frac{3}{4}$ ; (d)  $\frac{3}{4}, \frac{3}{4}, \frac{3}{4}$

12. (a) and (b)



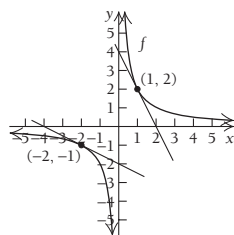
(c)  $f'(x) = 2x - 1$ ;  
(d)  $-5, -1, 1$

14. (a) and (b)



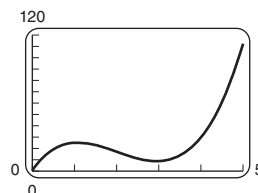
(c)  $f'(x) = 10x - 2$ ;  
(d)  $-22, -2, 8$

16. (a) and (b) There is no tangent line at  $x = 0$ .



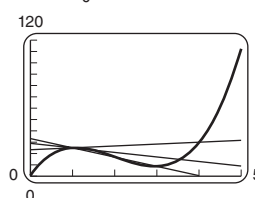
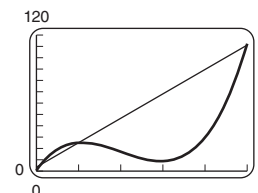
(c)  $f'(x) = -\frac{2}{x^2}$ ;  
(d)  $-\frac{1}{2}$ , does not exist,  $-2$

64. (a)



(d)  $y = 1.67t + 23.3$ ,  
\$1.67 million/yr;  
 $y = -8.17t + 33.17$ ,  
-\$8.17 million/yr;  
 $y = -4.003t + 29.003$ ,  
-\$4 million/yr

(b)  $y = 21.545t + 3.455$



Exercise Set 1.5, p. 154

77.  $(\sqrt{3}, 2 - 2\sqrt{3})$ , or approximately  $(1.73, -1.46)$ ;

$(-\sqrt{3}, 2 + 2\sqrt{3})$ , or approximately  $(-1.73, 5.46)$

78.  $(\sqrt{2}, 1 - 4\sqrt{2})$ , or approximately  $(1.41, -4.66)$ ;

$(-\sqrt{2}, 1 + 4\sqrt{2})$ , or approximately  $(-1.41, 6.66)$

85.  $(-2 + \sqrt{3}, \frac{4}{3} - \sqrt{3})$ , or approximately

$(-0.27, -0.40)$ ;  $(2 - \sqrt{3}, \frac{4}{3} + \sqrt{3})$ , or approximately

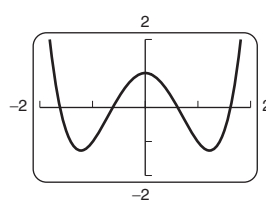
$(-3.73, 3.07)$  86.  $(1 + \sqrt{6}, -\frac{11}{3} - 3\sqrt{6})$ , or approximately

$(3.45, -11.02)$ ;  $(1 - \sqrt{6}, -\frac{11}{3} + 3\sqrt{6})$ , or approximately

$(-1.45, 3.68)$  106.  $f'(x) = 3x^2 + a$ ; if  $a > 0$ ,  
 $f'(x)$  is always positive, but if  $a < 0$ ,  $f'(x)$  can be negative.

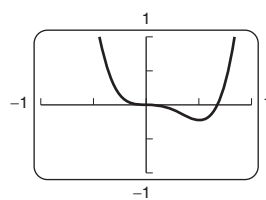
120.  $\frac{d}{dx} 1 = \frac{d}{dx} x^0 = 0x^{-1} = 0$

123.  $y = x^4 - 3x^2 + 1$



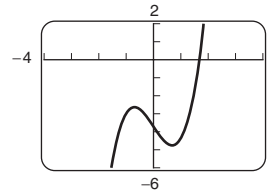
$(0, 1), (-1.225, -1.25),$   
 $(1.225, -1.25)$

125.  $y = 10.2x^4 - 6.9x^3$



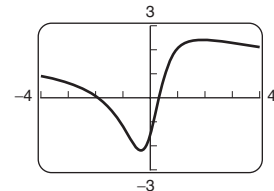
$(0, 0), (0.507, -0.225)$

124.  $y = 1.6x^3 - 2.3x - 3.7$



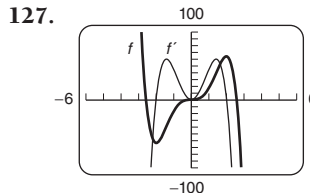
$(-0.692, -2.639),$   
 $(0.692, -4.761)$

126.  $y = \frac{5x^2 + 8x - 3}{3x^2 + 2}$



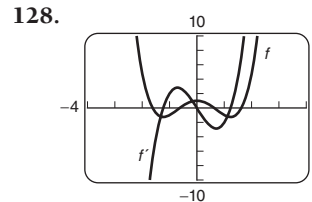
$(-0.346, -2.191),$   
 $(1.929, 2.358)$

127.



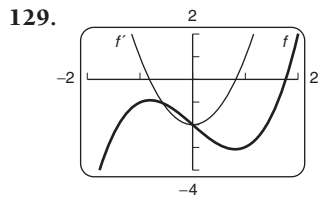
$f'(1) = 45$

128.

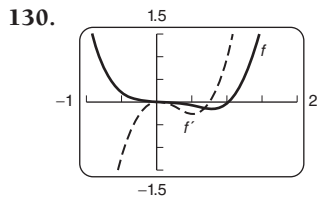


$f'(1) = -2$

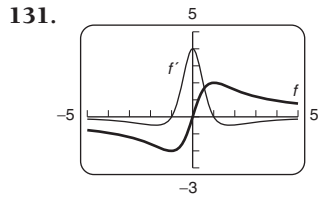
**IA-10 ADDITIONAL INSTRUCTOR'S ANSWERS**



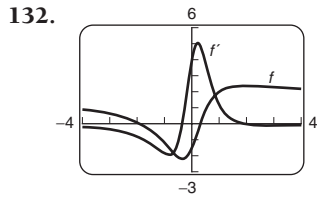
$f'(1) = 1$



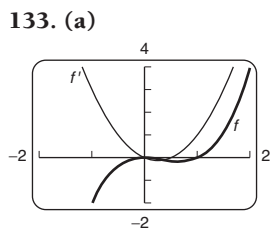
$f'(1) = 1$



$f'(1) = 0$



$f'(1) = 1.2$



**(b)**  $f'(x) = 3x^2 - x$ ;  
 $x = 0, x = \frac{2}{3}$ ;

**(c)**  $0 < x < \frac{2}{3}$ ;

**(d)** no, all  $x$  such that  $f'(x) = 0$  were found in part (b)

**Exercise Set 1.6, p. 163**

**12.**  $3\sqrt{t} + \frac{17}{2\sqrt{t}} + 11$     **23.**  $\frac{-2x(5x^3 - 3x - 15)}{(2x^3 + 3)^2}$

**24.**  $\frac{3x^6 - 16x^3 - 2}{(x^3 - 1)^2}$     **38.**  $\frac{x^4 + 3x^2 + 2x}{(x^2 + 1)^2} + 12x^2$

**39.**  $\frac{(x^{1/2} + 3)(\frac{1}{3}x^{-2/3}) - (x^{1/3} - 7)(\frac{1}{2}x^{-1/2})}{(\sqrt{x} + 3)^2}$ , or

$\frac{6 - \sqrt{x} + 21x^{1/6}}{6x^{2/3}(\sqrt{x} + 3)^2}$     **40.**  $\frac{(x^{1/3} - 5)(\frac{1}{2}x^{-1/2}) - (x^{1/2} + 4)(\frac{1}{3}x^{-2/3})}{(\sqrt[3]{x} - 5)^2}$

or  $\frac{-8 + \sqrt{x} - 15x^{1/6}}{6x^{2/3}(\sqrt[3]{x} - 5)^2}$     **41.**  $\frac{2x^{-1} + 1}{(x^{-1} + 1)^2}$ , or  $\frac{x(x + 2)}{(x - 1)^2}$ , for  $x \neq 0$

**42.**  $\frac{-2x^{-1}}{(x + x^{-1})^2}$ , or  $\frac{-2x}{(x^2 + 1)^2}$ , for  $x \neq 0$

**45.**  $\frac{-2(x^2 - 3x - 1)}{(x^2 + 1)^2}$     **46.**  $\frac{5x^2 - 6x + 5}{(x^2 - 1)^2}$

**47.**  $\frac{(t^2 - 2t + 4)(-2t + 3) - (-t^2 + 3t + 5)(2t - 2)}{(t^2 - 2t + 4)^2}$ ,

or  $\frac{-t^2 - 18t + 22}{(t^2 - 2t + 4)^2}$

**48.**  $\frac{(-t^2 + 4t + 1)(6t + 2) - (3t^2 + 2t - 1)(-2t + 4)}{(-t^2 + 4t + 1)^2}$ ,

or  $\frac{14t^2 + 4t + 6}{(t^2 - 4t - 1)^2}$     **49–96.** Left to the student

**97. (a)**  $y = 2$ ; **(b)**  $y = \frac{1}{2}x + 2$     **98. (a)**  $y = \frac{1}{2}$ ;

**(b)**  $y = \frac{12}{25}x + \frac{7}{25}$     **99. (a)**  $y = x + 5$ ; **(b)**  $y = \frac{21}{4}x - \frac{21}{4}$

**110. (a)**  $P'(t) = \frac{-500(2t^2 - 9)}{(2t^2 + 9)^2}$     **111. (a)**  $T'(t) = \frac{-4(t^2 - 1)}{(t^2 + 1)^2}$

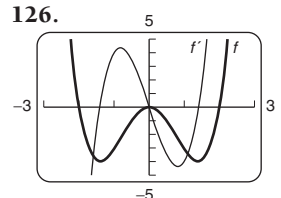
**112.**  $\frac{30x^2 + 224x - 24}{(8 + 10x^2)^2}$ , or  $\frac{15x^2 + 112x - 12}{2(5x^2 + 4)^2}$ , for  $x \neq 0$

**114.**  $(3x^3 + 6x - 2)(3x^4 + 7) + x(9x^2 + 6)(3x^4 + 7) + x(3x^3 + 6x - 2)(12x^3)$ , or  $72x^7 + 108x^5 - 30x^4 + 84x^3 + 84x - 14$     **115.**  $3x^2 \left( \frac{x^2 + 1}{x^2 - 1} \right) + \frac{-4x}{(x^2 - 1)^2} (x^3 - 8)$ , or  $\frac{3x^6 - 4x^4 - 3x^2 + 32x}{(x^2 - 1)^2}$

**116.**  $5t^4 \left( \frac{t^3 - 1}{t^3 + 1} \right) + \left( \frac{6t^2}{(t^3 + 1)^2} \right) (t^5 + 3)$

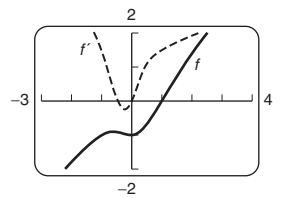
**118. (b)**  $g'(x) = \frac{1}{(x + 1)^2}$

**119. (b)**  $g'(x) = \frac{-2x}{(x^2 - 1)^2}$

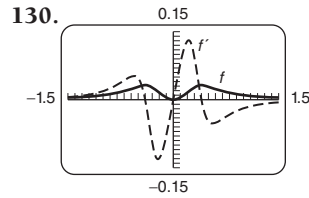


$(0, 0), (-1.414, -4), (1.414, -4)$

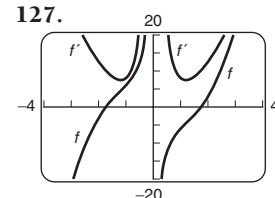
**128.**



$(-0.596, -0.894), (0, -1)$

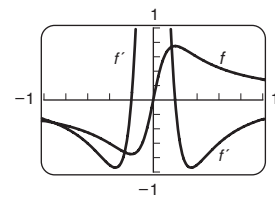


$(0.4, 0.03125), (0, 0), (-0.4, 0.03125)$

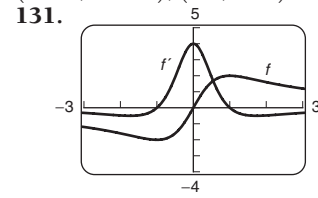


There are no points at which the tangent line is horizontal.

**129.**



$(-0.2, -0.75), (0.2, 0.75)$



$(-1, -2), (1, 2)$

**Exercise Set 1.7, p. 173**

**17.**  $9x^2(1 + x^3)^2 - 32x^7(2 + x^8)^3$     **18.**  $15x^2(3 + x^3)^4 - 28x^6(1 + x^7)^3$     **26.**  $(5x + 2)^3(2x - 3)^7(120x - 28)$ , or  $4(5x + 2)^3(2x - 3)^7(30x - 7)$

**29.**  $\frac{5x^4 + 6}{3\sqrt[3]{(x^5 + 6x)^2}}$ , or  $\frac{5x^4 + 6}{3x^{2/3}(x^4 + 6)^{2/3}}$

**32.**  $3 \left( \frac{2x}{x^2 + 1} \right)^2 \cdot \frac{-2x^2 + 2}{(x^2 + 1)^2}$ , or  $\frac{-24x^2(x^2 - 1)}{(x^2 + 1)^4}$

**33.**  $\frac{-7}{2(x + 3)^{3/2}(4 - x)^{1/2}}$     **34.**  $\frac{13}{2(2x + 3)^{1/2}(5 - x)^{3/2}}$

**35.**  $200(2x^3 - 3x^2 + 4x + 1)^{99}(3x^2 - 3x + 2)$

**36.**  $204(7x^4 + 6x^3 - x)^{203}(28x^3 + 18x^2 - 1)$

**39.**  $\frac{-1}{(x - 1)^{3/2}(x + 1)^{1/2}}$     **40.**  $\frac{1}{3} \left( \frac{4 - x^3}{x - x^2} \right)^{-2/3} \frac{x^4 - 2x^3 + 8x - 4}{(x - x^2)^2}$

**41.**  $\frac{-(2x + 3)^3(6x + 6)}{(3x - 2)^6}$     **42.**  $\frac{(5x - 4)^6(120x + 107)}{(6x + 1)^4}$

**61. (b)**  $\frac{2x - 3x^2}{(1 + x)^6}$     **65.**  $f(x) = \frac{x + 1}{x - 1}, g(x) = x^3$

**71.**  $f'(x) = 6[2x^3 + (4x - 5)^2]^3 [6x^2 + 8(4x - 5)]$

72.  $f'(x) = 3(-x^5 + 4x + \sqrt{2x+1})^2 \cdot \left(-5x^4 + 4 + \frac{1}{\sqrt{2x+1}}\right)$

73.  $f'(x) = \frac{1}{2\sqrt{x^2 + \sqrt{1-3x}}} \left(2x - \frac{3}{2\sqrt{1-3x}}\right)$

77.  $P'(x) = \frac{500(2x - 0.1)}{\sqrt{x^2 - 0.1x}} - \frac{4000x}{3(x^2 + 2)^{2/3}}$

85. (a)  $D(c) = 4.25c + 106.25$ ,  $c(w) = \frac{95w}{43.2} \approx 2.199w$ ;

(b) 4.25 mg/unit of creatine clearance; (c) 2.199 units of creatine clearance/kg

87.  $1 + \frac{1}{2\sqrt{x}} + \frac{1}{2\sqrt{x + \sqrt{x}}} \cdot \left(1 + \frac{1}{2\sqrt{x}}\right)$

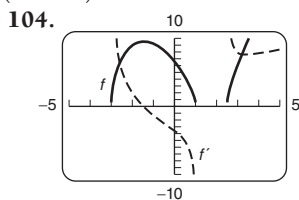
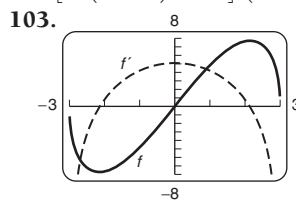
92.  $\frac{12t^4 + 27t^2 + 48}{2(t^4 + 3t^2 + 8)^{3/4}}$  94.  $3x^2(x^2 + 1)^{3/2} + 3x^4(x^2 + 1)^{1/2}$ ,

or  $(3x^2 + 6x^4)\sqrt{1 + x^2}$  95.  $\frac{1}{(1-x)\sqrt{1-x^2}}$

96.  $\frac{1}{(1+u^2)^{3/2}}$  97.  $\frac{3(x^2 - x - 1)^2(x^2 + 4x - 1)}{(x^2 + 1)^4}$

98.  $\frac{x^2 + x - 2}{(2x + 1)^{3/2}(x^2 - 4x)^{1/2}}$

100.  $24[6x(3-x)^5 + 2]^3(3-x)^4(-6x+3)$ , or  $-72[6x(3-x)^5 + 2]^3(3-x)^4(2x-1)$



$(-2.14476, -7.728)$ ,  
 $(2.14476, 7.728)$

$(-1.47481, 9.4878)$

107.  $\frac{5(\sqrt{2x-1} + x^3)^4(3x^2\sqrt{2x-1} + 1)}{\sqrt{2x-1}}$ , or

$5(\sqrt{2x-1} + x^3)^4[(2x-1)^{-1/2} + 3x^2]$

**Exercise Set 1.8, p. 182**

19.  $14(x^2 + 3x)^5(13x^2 + 39x + 27)$

20.  $6(x^3 + 2x)^4(51x^4 + 72x^2 + 20)$

21.  $10(2x^2 - 3x + 1)^8(152x^2 - 228x + 85)$

22.  $10(3x^2 + 2x + 1)^3(81x^2 + 54x + 11)$

23.  $\frac{3(x^2 + 2)}{4(x^2 + 1)^{5/4}}$  24.  $\frac{4(x^2 - 3)}{9(x^2 - 1)^{4/3}}$  27.  $\frac{45x^4 - 54x^2 - 3}{16(x^3 - x)^{5/4}}$

28.  $\frac{40x^6 + 56x^3 - 2}{9(x^4 + x)^{4/3}}$  29.  $\frac{5}{8}x^{-3/4} - \frac{1}{4}x^{-3/2}$  30.  $\frac{4}{3}x^{-2/3} + \frac{1}{4}x^{-3/2}$

53. (a) The velocity at  $t = 20$  sec is greater, since the slope of a tangent line is greater there. (b) The acceleration is positive, since the velocity (slope of a tangent line) is increasing over time. 54. (a) The velocity is greatest at time 0. The slope of a tangent line is greatest there. (b) The acceleration is negative, since the slopes of tangent lines are decreasing.

55. (a) \$146,000/month, \$84,000/month, -\$4000/month;  
(b) -\$68,000/month<sup>2</sup>, -\$56,000/month<sup>2</sup>, -\$32,000/month<sup>2</sup>

56. (a) 2 items/day, 14 items/day, 74 items/day;  
(b) 6 items/day<sup>2</sup>, 18 items/day<sup>2</sup>, 42 items/day<sup>2</sup>

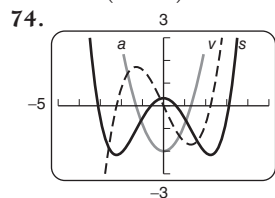
58. (b) -3.52, -1.25, 0.031, 0.00018

65.  $k(k-1)(k-2)(k-3)(k-4)x^{k-5}$

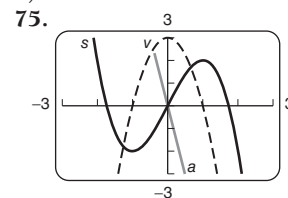
67.  $f'(x) = \frac{3}{(x+2)^2}$ ,  $f''(x) = \frac{-6}{(x+2)^3}$ ,  $f'''(x) = \frac{18}{(x+2)^4}$ ,

$f^4(x) = \frac{-72}{(x+2)^5}$  68.  $f'(x) = \frac{-5}{(x-2)^2}$ ,  $f''(x) = \frac{10}{(x-2)^3}$ ,

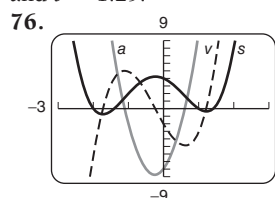
$f'''(x) = \frac{-30}{(x-2)^4}$ ,  $f^4(x) = \frac{120}{(x-2)^5}$



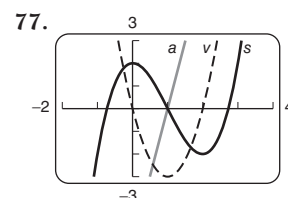
$v(t)$  switches at  $t = -1.29$  and  $t = 1.29$ .



$v(t)$  switches at  $t = 0$ .

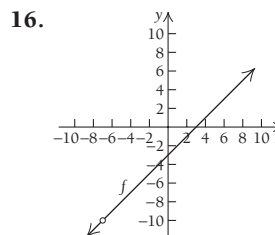


$v(t)$  switches at  $t = 0.604$  and  $t = -1.104$ .



$v(t)$  switches at  $t = 1$ .

**Chapter Review Exercises, p. 190**



17.  $\lim_{x \rightarrow -7} \frac{x^2 + 4x - 21}{x + 7} = \lim_{x \rightarrow -7} \frac{(x+7)(x-3)}{x+7} = \lim_{x \rightarrow -7} (x-3) = -10$

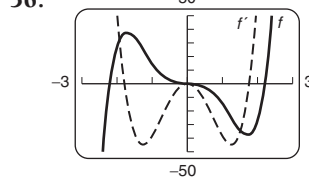
22. Not continuous, since  $\lim_{x \rightarrow -2} g(x)$  does not exist

29. Not continuous, since  $\lim_{x \rightarrow -2} g(x)$  does not exist

43.  $\frac{-x^2 + 16x + 8}{(8-x)^2}$  50. (a)  $A_C(x) = 5x^{-1/2} + 100x^{-1}$ ,

$A_R(x) = 40$ ,  $A_P(x) = 40 - 5x^{-1/2} - 100x^{-1}$

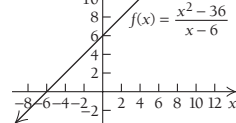
56.  $(-1.7137, 37.445)$ ,  $(0, 0)$ ,  $(1.7137, -37.445)$



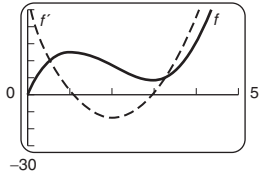
**Chapter 1 Test, p. 192**

1. (b)  $\lim_{x \rightarrow 6^-} f(x) = 12$ ;  $\lim_{x \rightarrow 6^+} f(x) = 12$ ;  $\lim_{x \rightarrow 6} f(x) = 12$

2. 38. (a)  $A_R = 50$ ,  $A_C = x^{-1/3} + 750x^{-1}$ ,  $A_P = 50 - x^{-1/3} - 750x^{-1}$ , (b) average cost is dropping at approximately \$11.74 per item.



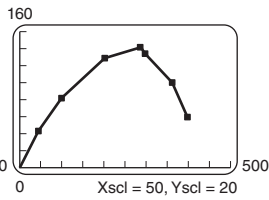
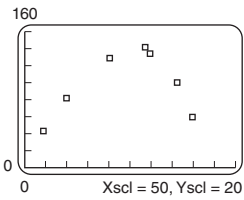
43. 50



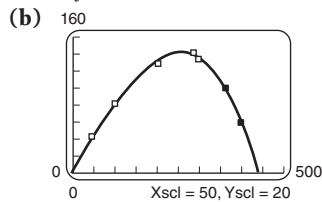
(1.0836, 25.1029) and (2.9503, 8.6247)

**Extended Technology Application, p. 195**

1.



2. (a)  $y = -0.0000045x^3 + 0.000204x^2 + 0.7806x + 4.6048$ ;

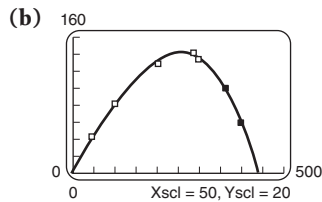


(c) acceptable fit;

(e)  $dy/dx = -0.0000135x^2 + 0.000408x + 0.7806$ ;

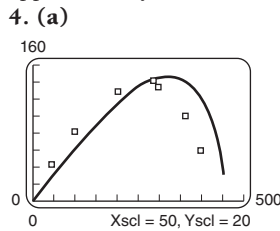
(f) approximately (256, 142); at about 256 ft from home plate, the ball reached its maximum height of approximately 142 ft.

3. (a)  $y = -0.000000024x^4 - 0.0000026x^3 - 0.00026x^2 + 0.8150x + 4.3026$ ;



(c)  $dy/dx = -0.000000096x^3 - 0.0000078x^2 -$

$0.00053x + 0.815$ ; (f) approximately (257, 142); at about 257 ft from home plate, the ball reached its maximum height of approximately 142 ft.



(c)  $\frac{dy}{dx} = \frac{303.75 - 0.003x^2}{\sqrt{202,500 - x^2}}$ ;

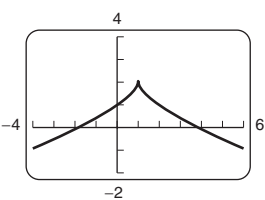
(d) approximately (318, 152); at about 318 ft from home plate, the ball reached its maximum height of approximately 152 ft.

**Chapter 2**

**Technology Connection, p. 208**

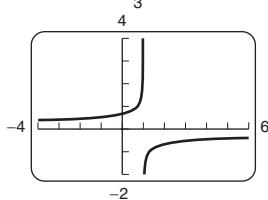
1.

$f(x) = 2 - (x-1)^{2/3}$



2.

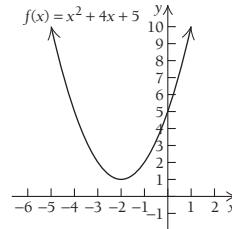
$f'(x) = -\frac{2}{3}(x-1)^{-1/3}$



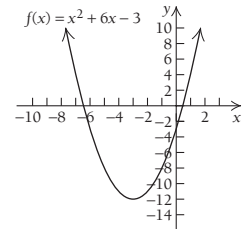
The derivative is not defined at (1, 2).

**Exercise Set 2.1, p. 212**

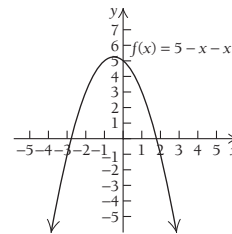
1. Relative minimum at (-2, 1)



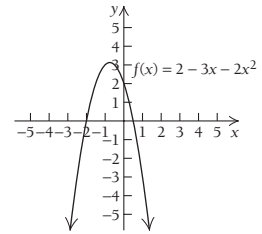
2. Relative minimum at (-3, -12)



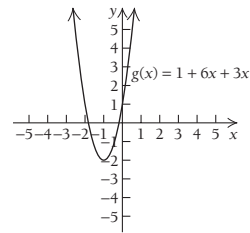
3. Relative maximum at  $(-\frac{1}{2}, \frac{21}{4})$



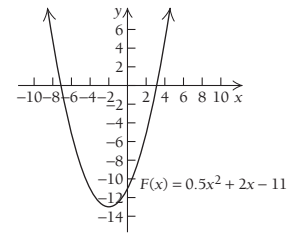
4. Relative maximum at  $(-\frac{3}{4}, \frac{25}{8})$



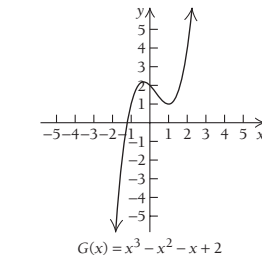
5. Relative minimum at (-1, -2)



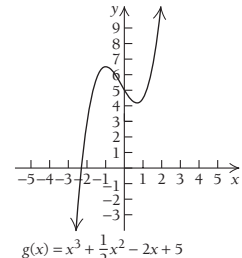
6. Relative minimum at (-2, -13)



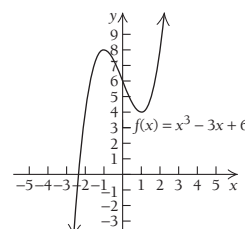
7. Relative minimum at (1, 1); relative maximum at  $(-\frac{1}{3}, \frac{59}{27})$



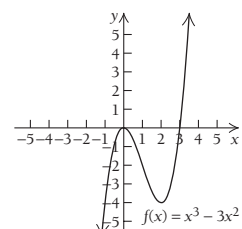
8. Relative minimum at  $(\frac{2}{3}, \frac{113}{27})$ ; relative maximum at  $(-1, \frac{13}{2})$



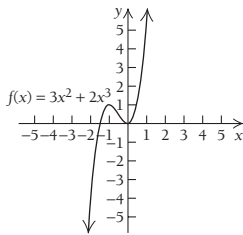
9. Relative minimum at (1, 4); relative maximum at (-1, 8)



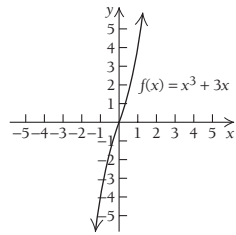
10. Relative minimum at (2, -4); relative maximum at (0, 0)



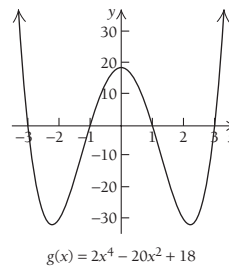
11. Relative minimum at  $(0, 0)$ ; relative maximum at  $(-1, 1)$



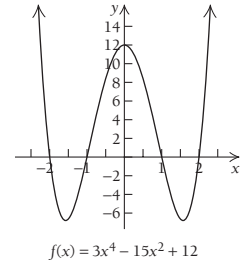
12. No relative extrema exist.



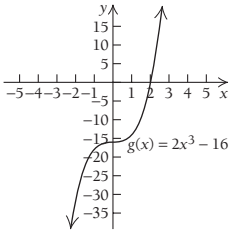
21. Relative minima at  $(-\sqrt{5}, -32)$  and  $(\sqrt{5}, -32)$ ; relative maximum at  $(0, 18)$



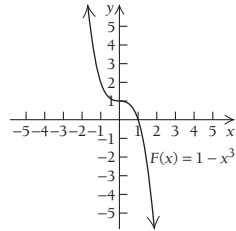
22. Relative minima at  $(-\frac{\sqrt{10}}{2}, -\frac{27}{4})$  and  $(\frac{\sqrt{10}}{2}, -\frac{27}{4})$ ; relative maximum at  $(0, 12)$



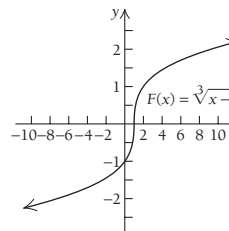
13. No relative extrema exist.



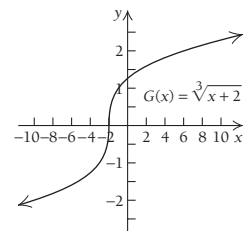
14. No relative extrema exist.



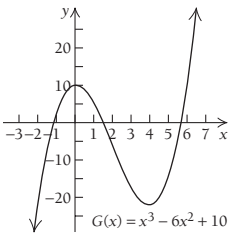
23. No relative extrema exist.



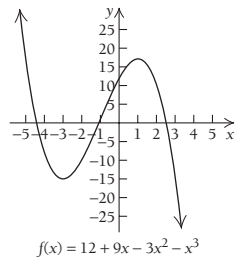
24. No relative extrema exist.



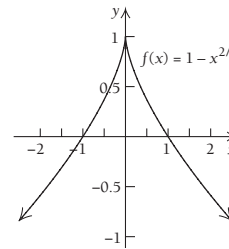
15. Relative minimum at  $(4, -22)$ ; relative maximum at  $(0, 10)$



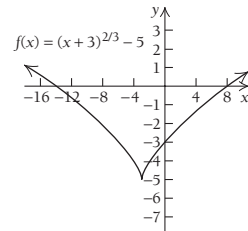
16. Relative minimum at  $(-3, -15)$ ; relative maximum at  $(1, 17)$



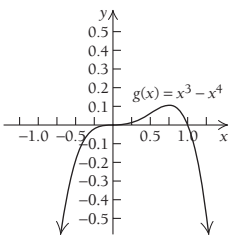
25. Relative maximum at  $(0, 1)$



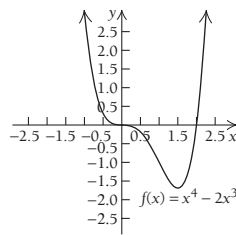
26. Relative minimum at  $(-3, -5)$



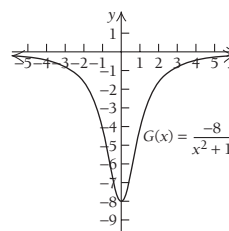
17. Relative maximum at  $(\frac{3}{4}, \frac{27}{256})$



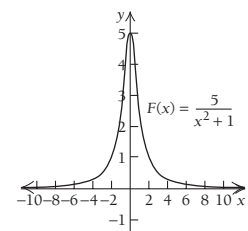
18. Relative minimum at  $(\frac{3}{2}, -\frac{27}{16})$



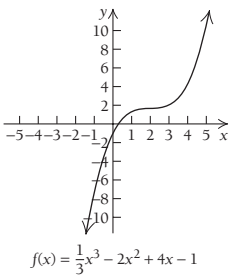
27. Relative minimum at  $(0, -8)$



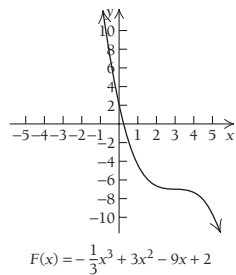
28. Relative maximum at  $(0, 5)$



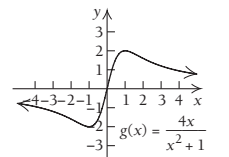
19. No relative extrema exist.



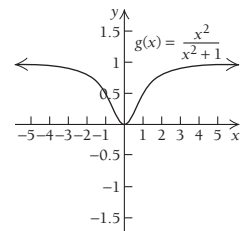
20. No relative extrema exist.



29. Relative minimum at  $(-1, -2)$ ; relative maximum at  $(1, 2)$

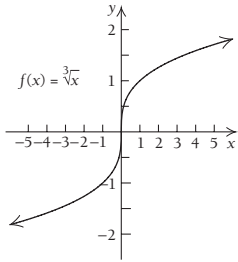


30. Relative minimum at  $(0, 0)$

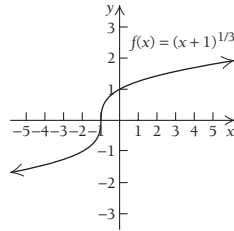


**IA-14 ADDITIONAL INSTRUCTOR'S ANSWERS**

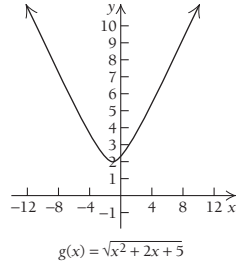
**31.** No relative extrema exist.



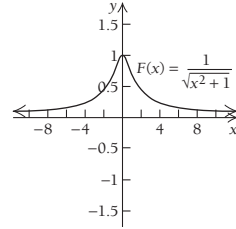
**32.** No relative extrema exist.



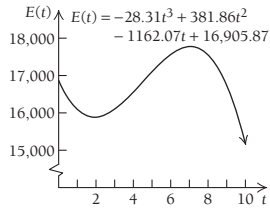
**33.** Relative minimum at  $(-1, 2)$



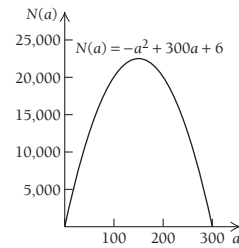
**34.** Relative maximum at  $(0, 1)$



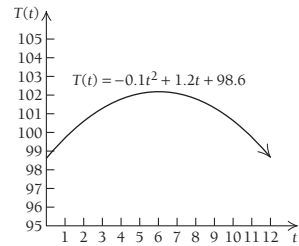
**87.** Relative minimum at  $(1.94, 15,882)$ ; relative maximum at  $(7.05, 17,773)$



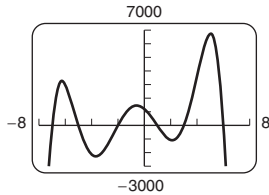
**88.** Relative maximum at  $(150, 22,506)$



**89.** Relative maximum at  $(6, 102.2)$

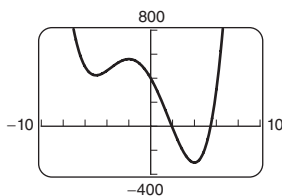


**97.**  $f(x) = -x^6 - 4x^5 + 54x^4 + 160x^3 - 641x^2 - 828x + 1200$



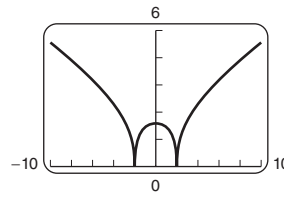
Relative minima at  $(-3.683, -2288.03)$  and  $(2.116, -1083.08)$ ; relative maxima at  $(-6.262, 3213.8)$  and  $(-0.559, 1440.06)$  and  $(5.054, 6674.12)$

**98.**  $f(x) = x^4 + 4x^3 - 36x^2 - 160x + 400$



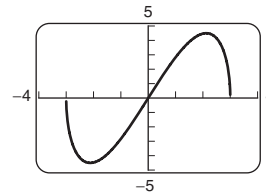
Relative minima at  $(-5, 425)$  and  $(4, -304)$ ; relative maximum at  $(-2, 560)$

**99.**  $f(x) = \sqrt[3]{|4-x^2|} + 1$



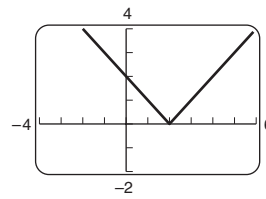
Relative minima at  $(-2, 1)$  and  $(2, 1)$ ; relative maximum at  $(0, 2.587)$

**100.**  $f(x) = x\sqrt{9-x^2}$



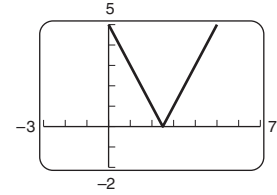
Relative minimum at  $(-2.12, -4.5)$ ; relative maximum at  $(2.12, 4.5)$

**101.**  $f(x) = |x-2|$



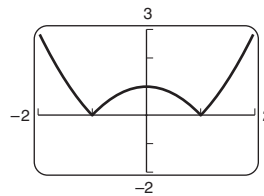
Relative minimum at  $(2, 0)$ ; increasing on  $(2, \infty)$ ; decreasing on  $(-\infty, 2)$ ;  $f'$  does not exist at  $x = 2$

**102.**  $f(x) = |2x-5|$



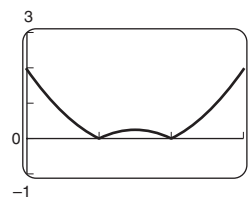
Relative minimum at  $(\frac{5}{2}, 0)$ ; increasing on  $(\frac{5}{2}, \infty)$ ; decreasing on  $(-\infty, \frac{5}{2})$ ;  $f'$  does not exist at  $x = \frac{5}{2}$

**103.**  $f(x) = |x^2-1|$



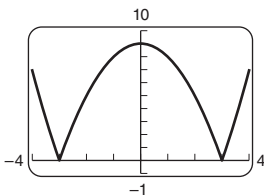
Relative maximum at  $(0, 1)$ ; relative minima at  $(-1, 0)$  and  $(1, 0)$ ; increasing on  $(-1, 0)$  and  $(1, \infty)$ ; decreasing on  $(-\infty, -1)$  and  $(0, 1)$ ;  $f'$  does not exist at  $x = -1$  and  $x = 1$

**104.**  $f(x) = |x^2-3x+2|$



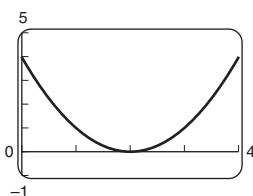
Relative maximum at  $(\frac{3}{2}, \frac{1}{4})$ ; relative minima at  $(1, 0)$  and  $(2, 0)$ ; increasing on  $(1, \frac{3}{2})$  and  $(2, \infty)$ ; decreasing on  $(-\infty, 1)$  and  $(\frac{3}{2}, 2)$ ;  $f'$  does not exist at  $x = 1$  and  $x = 2$

105.  $f(x) = |9 - x^2|$



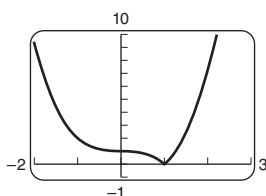
Relative maximum at  $(0, 9)$ ; relative minima at  $(-3, 0)$  and  $(3, 0)$ ; increasing on  $(-3, 0)$  and  $(3, \infty)$ ; decreasing on  $(-\infty, -3)$  and  $(0, 3)$ ;  $f'$  does not exist at  $x = -3$  and  $x = 3$

106.  $f(x) = |-x^2 + 4x - 4|$



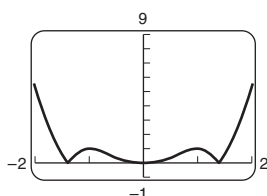
Relative minimum at  $(2, 0)$ ; increasing on  $(2, \infty)$ ; decreasing on  $(-\infty, 2)$

107.  $f(x) = |x^3 - 1|$



Relative minimum at  $(1, 0)$ ; increasing on  $(1, \infty)$ ; decreasing on  $(-\infty, 1)$ ;  $f'$  does not exist at  $x = 1$

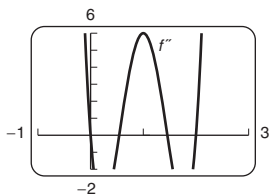
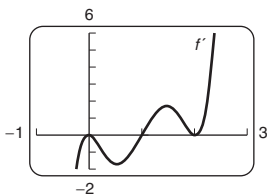
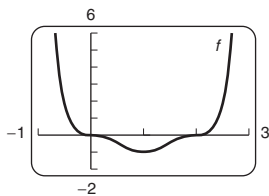
108.  $f(x) = |x^4 - 2x^2|$



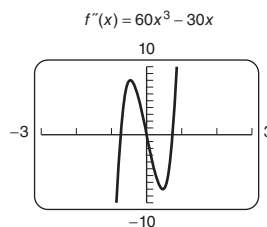
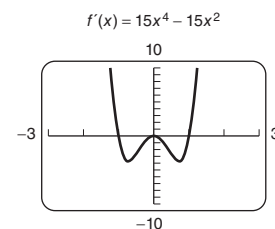
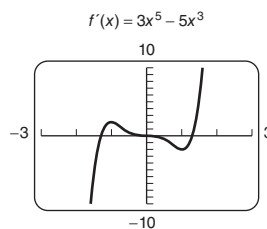
Relative maxima at  $(-1, 1)$  and  $(1, 1)$ ; relative minima at  $(-1.41, 0)$ ,  $(0, 0)$ , and  $(1.41, 0)$ ; increasing on  $(-1.41, -1)$ ,  $(0, 1)$ , and  $(1.41, \infty)$ ; decreasing on  $(-\infty, -1.41)$ ,  $(-1, 0)$ , and  $(1, 1.41)$ ;  $f'$  does not exist at  $x = -2$  and  $x = 2$

**Technology Connection, p. 226**

1. Relative minimum at  $(1, -1)$ ; inflection points at  $(0, 0)$ ,  $(0.553, -0.512)$ ,  $(1.447, -0.512)$ , and  $(2, 0)$

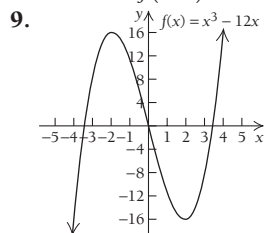


**Technology Connection, p. 231**

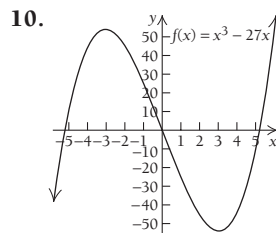


**Exercise Set 2.2, p. 231**

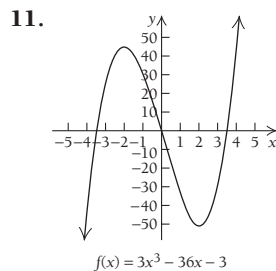
7. Relative minimum is  $f(\frac{1}{2}) = -1$ ; relative maximum is  $f(-\frac{1}{2}) = 3$ . 8. Relative minimum is  $f(2) = -17$ ; relative maximum is  $f(-2) = 15$ .



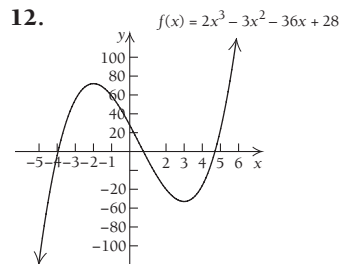
Relative minimum at  $(2, -16)$ , relative maximum at  $(-2, 16)$ ; inflection point at  $(0, 0)$ ; increasing on  $(-\infty, -2)$  and  $(2, \infty)$ , decreasing on  $(-2, 2)$ ; concave down on  $(-\infty, 0)$ , concave up on  $(0, \infty)$



Relative minimum at  $(3, -54)$ , relative maximum at  $(-3, 54)$ ; inflection point at  $(0, 0)$ ; increasing on  $(-\infty, -3)$  and  $(3, \infty)$ , decreasing on  $(-3, 3)$ ; concave down on  $(-\infty, 0)$ , concave up on  $(0, \infty)$



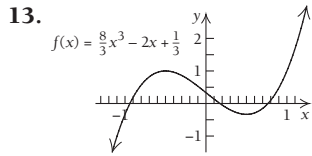
Relative minimum at  $(2, -51)$ , relative maximum at  $(-2, 45)$ ; inflection point at  $(0, -3)$ ; increasing on  $(-\infty, -2)$  and  $(2, \infty)$ , decreasing on  $(-2, 2)$ ; concave down on  $(-\infty, 0)$ , concave up on  $(0, \infty)$



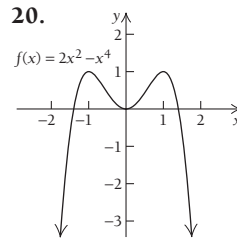
Relative minimum at  $(3, -53)$ , relative maximum at  $(-2, 72)$ ; inflection point at  $(\frac{1}{2}, \frac{19}{2})$ ; increasing on  $(-\infty, -2)$  and  $(3, \infty)$ , decreasing on  $(-2, 3)$ ; concave down on  $(-\infty, \frac{1}{2})$ , concave up on  $(\frac{1}{2}, \infty)$



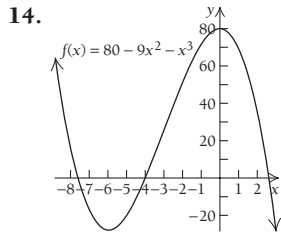
**IA-16 ADDITIONAL INSTRUCTOR'S ANSWERS**



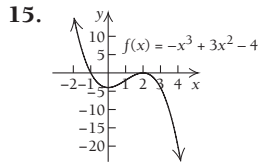
Relative minimum at  $(\frac{1}{2}, -\frac{1}{3})$ , relative maximum at  $(-\frac{1}{2}, 1)$ ; inflection point at  $(0, \frac{1}{3})$ ; increasing on  $(-\infty, -\frac{1}{2})$  and  $(\frac{1}{2}, \infty)$ , decreasing on  $(-\frac{1}{2}, \frac{1}{2})$ ; concave down on  $(-\infty, 0)$ , concave up on  $(0, \infty)$



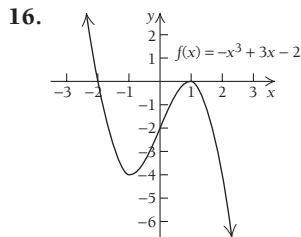
Relative minimum at  $(0, 0)$ , relative maxima at  $(-1, 1)$  and  $(1, 1)$ ; inflection points at  $(-\frac{1}{\sqrt{3}}, \frac{5}{9})$  and  $(\frac{1}{\sqrt{3}}, \frac{5}{9})$ ; increasing on  $(-\infty, -1)$  and  $(0, 1)$ , decreasing on  $(-1, 0)$  and  $(1, \infty)$ ; concave down on  $(-\infty, -\frac{1}{\sqrt{3}})$  and  $(\frac{1}{\sqrt{3}}, \infty)$ , concave up on  $(-\frac{1}{\sqrt{3}}, \frac{1}{\sqrt{3}})$



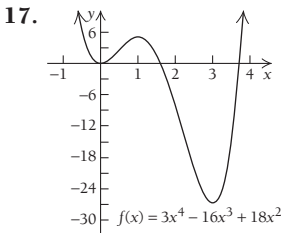
Relative minimum at  $(-6, -28)$ , relative maximum at  $(0, 80)$ ; inflection point at  $(-3, 26)$ ; increasing on  $(-6, 0)$ , decreasing on  $(-\infty, -6)$  and  $(0, \infty)$ ; concave up on  $(-\infty, -3)$ , concave down on  $(-3, \infty)$



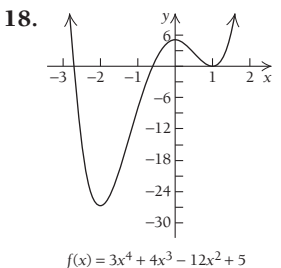
Relative minimum at  $(0, -4)$ , relative maximum at  $(2, 0)$ ; inflection point at  $(1, -2)$ ; increasing on  $(0, 2)$ , decreasing on  $(-\infty, 0)$  and  $(2, \infty)$ ; concave up on  $(-\infty, 1)$ , concave down on  $(1, \infty)$



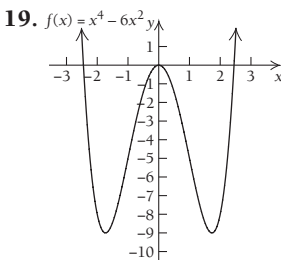
Relative minimum at  $(-1, -4)$ , relative maximum at  $(1, 0)$ ; inflection point at  $(0, -2)$ ; increasing on  $(-1, 1)$ , decreasing on  $(-\infty, -1)$  and  $(1, \infty)$ ; concave up on  $(-\infty, 0)$ , concave down on  $(0, \infty)$



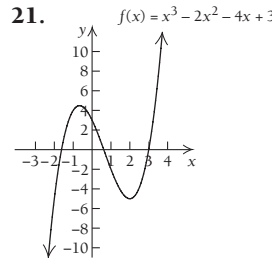
Relative minima at  $(0, 0)$ , and  $(3, -27)$ , relative maximum at  $(1, 5)$ ; inflection points at  $(0.451, 2.321)$  and  $(2.215, -13.358)$ ; increasing on  $(0, 1)$  and  $(3, \infty)$ , decreasing on  $(-\infty, 0)$  and  $(1, 3)$ ; concave up on  $(-\infty, 0.451)$  and  $(2.215, \infty)$ , concave down on  $(0.451, 2.215)$



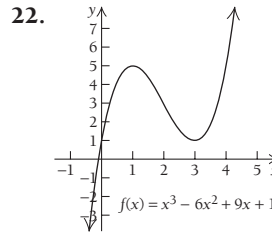
Relative minima at  $(-2, -27)$  and  $(1, 0)$ , relative maximum at  $(0, 5)$ ; inflection points at  $(-1.215, -13.358)$  and  $(0.549, 2.321)$ ; increasing on  $(-2, 0)$  and  $(1, \infty)$ , decreasing on  $(-\infty, -2)$  and  $(0, 1)$ ; concave up on  $(-\infty, -1.215)$  and  $(0.549, \infty)$ , concave down on  $(-1.215, 0.549)$



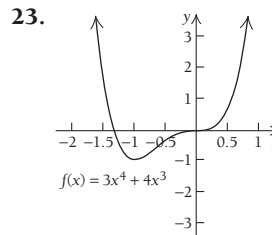
Relative minima at  $(-\sqrt{3}, -9)$  and  $(\sqrt{3}, -9)$ , relative maximum at  $(0, 0)$ ; inflection points at  $(-1, -5)$  and  $(1, -5)$ ; increasing on  $(-\sqrt{3}, 0)$  and  $(\sqrt{3}, \infty)$ , decreasing on  $(-\infty, -\sqrt{3})$  and  $(0, \sqrt{3})$ ; concave up on  $(-\infty, -1)$  and  $(1, \infty)$ , concave down on  $(-1, 1)$



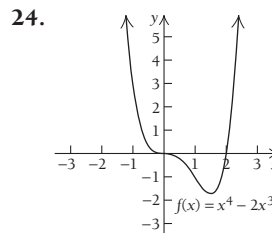
Relative minimum at  $(2, -5)$ , relative maximum at  $(-\frac{2}{3}, \frac{121}{27})$ ; inflection point at  $(\frac{2}{3}, -\frac{7}{27})$ ; increasing on  $(-\infty, -\frac{2}{3})$  and  $(2, \infty)$ , decreasing on  $(-\frac{2}{3}, 2)$ ; concave down on  $(-\infty, \frac{2}{3})$ , concave up on  $(\frac{2}{3}, \infty)$



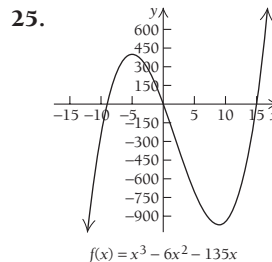
Relative minimum at  $(3, 1)$ , relative maximum at  $(1, 5)$ ; inflection point at  $(2, 3)$ ; increasing on  $(-\infty, 1)$  and  $(3, \infty)$ , decreasing on  $(1, 3)$ ; concave down on  $(-\infty, 2)$ , concave up on  $(2, \infty)$



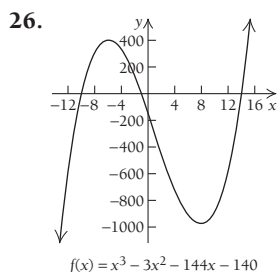
Relative minimum at  $(-1, -1)$ ; inflection points at  $(-\frac{2}{3}, -\frac{16}{27})$  and  $(0, 0)$ ; increasing on  $(-1, \infty)$ , decreasing on  $(-\infty, -1)$ ; concave up on  $(-\infty, -\frac{2}{3})$  and  $(0, \infty)$ , concave down on  $(-\frac{2}{3}, 0)$



Relative minimum at  $(\frac{3}{2}, -\frac{27}{16})$ ; inflection points at  $(0, 0)$  and  $(1, -1)$ ; increasing on  $(\frac{3}{2}, \infty)$ , decreasing on  $(-\infty, \frac{3}{2})$ ; concave down on  $(0, 1)$ , concave up on  $(-\infty, 0)$  and  $(1, \infty)$

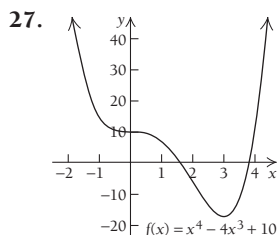


Relative minimum at  $(9, -972)$ , relative maximum at  $(-5, 400)$ ; inflection point at  $(2, -286)$ ; increasing on  $(-\infty, -5)$  and  $(9, \infty)$ , decreasing on  $(-5, 9)$ ; concave down on  $(-\infty, 2)$ , concave up on  $(2, \infty)$



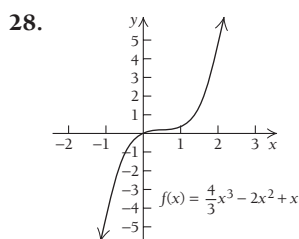
$$f(x) = x^3 - 3x^2 - 144x - 140$$

Relative minimum at  $(8, -972)$ , relative maximum at  $(-6, 400)$ ; inflection point at  $(1, -286)$ ; increasing on  $(-\infty, -6)$  and  $(8, \infty)$ , decreasing on  $(-6, 8)$ ; concave down on  $(-\infty, 1)$ , concave up on  $(1, \infty)$



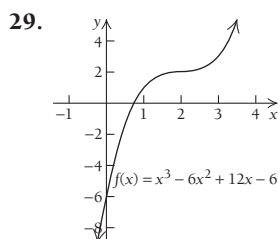
$$f(x) = x^4 - 4x^3 + 10$$

Relative minimum at  $(3, -17)$ ; inflection points at  $(0, 10)$  and  $(2, -6)$ ; increasing on  $(3, \infty)$ , decreasing on  $(-\infty, 3)$ ; concave down on  $(0, 2)$ , concave up on  $(-\infty, 0)$  and  $(2, \infty)$



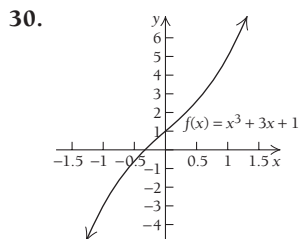
$$f(x) = \frac{4}{3}x^3 - 2x^2 + x$$

No relative extrema; inflection point at  $(\frac{1}{2}, \frac{1}{6})$ ; increasing on  $(-\infty, \infty)$ ; concave down on  $(-\infty, \frac{1}{2})$ , concave up on  $(\frac{1}{2}, \infty)$



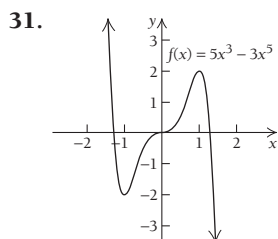
$$f(x) = x^3 - 6x^2 + 12x - 6$$

No relative extrema; inflection point at  $(2, 2)$ ; increasing on  $(-\infty, \infty)$ ; concave down on  $(-\infty, 2)$ , concave up on  $(2, \infty)$



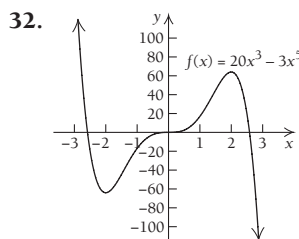
$$f(x) = x^3 + 3x + 1$$

No relative extrema; inflection point at  $(0, 1)$ ; increasing on  $(-\infty, \infty)$ ; concave down on  $(-\infty, 0)$ , concave up on  $(0, \infty)$



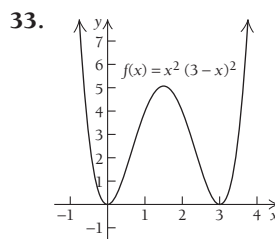
$$f(x) = 5x^3 - 3x^5$$

Relative minimum at  $(-1, -2)$ , relative maximum at  $(1, 2)$ ; inflection points at  $(-0.707, -1.237)$ ,  $(0, 0)$ , and  $(0.707, 1.237)$ ; increasing on  $(-1, 1)$ , decreasing on  $(-\infty, -1)$  and  $(1, \infty)$ ; concave down on  $(-0.707, 0)$  and  $(0.707, \infty)$ , concave up on  $(-\infty, -0.707)$  and  $(0, 0.707)$



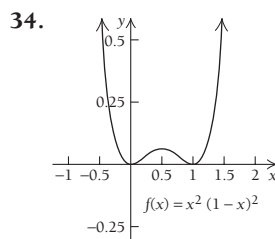
$$f(x) = 20x^3 - 3x^5$$

Relative minimum at  $(-2, -64)$ , relative maximum at  $(2, 64)$ ; inflection points at  $(-\sqrt{2}, -28\sqrt{2})$ ,  $(\sqrt{2}, 28\sqrt{2})$ , and  $(0, 0)$ ; increasing on  $(-2, 2)$ , decreasing on  $(-\infty, -2)$  and  $(2, \infty)$ ; concave down on  $(-\sqrt{2}, 0)$  and  $(\sqrt{2}, \infty)$ , concave up on  $(-\infty, -\sqrt{2})$  and  $(0, \sqrt{2})$



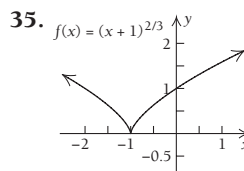
$$f(x) = x^2(3-x)^2$$

Relative minima at  $(0, 0)$  and  $(3, 0)$ , relative maximum at  $(\frac{3}{2}, \frac{81}{16})$ ; inflection points at  $(0.634, 2.25)$  and  $(2.366, 2.25)$ ; increasing on  $(0, \frac{3}{2})$  and  $(3, \infty)$ , decreasing on  $(-\infty, 0)$  and  $(\frac{3}{2}, 3)$ ; concave down on  $(0.634, 2.366)$ , concave up on  $(-\infty, 0.634)$  and  $(2.366, \infty)$



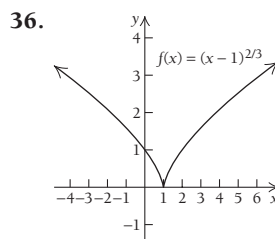
$$f(x) = x^2(1-x)^2$$

Relative minima at  $(0, 0)$  and  $(1, 0)$ , relative maximum at  $(\frac{1}{2}, \frac{1}{16})$ ; inflection points at  $(0.211, 0.028)$  and  $(0.789, 0.028)$ ; increasing on  $(0, \frac{1}{2})$  and  $(1, \infty)$ , decreasing on  $(-\infty, 0)$  and  $(\frac{1}{2}, 1)$ ; concave down on  $(0.211, 0.789)$ , concave up on  $(-\infty, 0.211)$  and  $(0.789, \infty)$



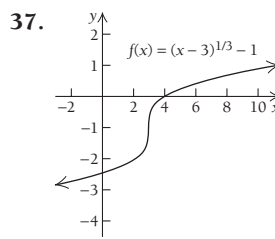
$$f(x) = (x+1)^{2/3}$$

Relative minimum at  $(-1, 0)$ ; no inflection points; increasing on  $(-1, \infty)$ , decreasing on  $(-\infty, -1)$ ; concave down on  $(-\infty, -1)$  and  $(-1, \infty)$



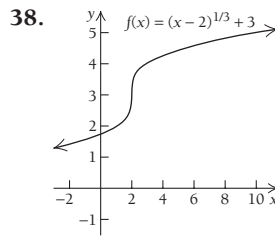
$$f(x) = (x-1)^{2/3}$$

Relative minimum at  $(1, 0)$ ; no inflection points; increasing on  $(1, \infty)$ , decreasing on  $(-\infty, 1)$ ; concave down on  $(-\infty, 1)$  and  $(1, \infty)$



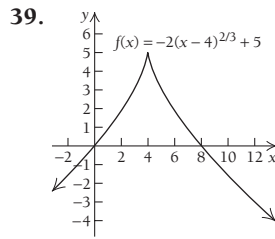
$$f(x) = (x-3)^{1/3} - 1$$

No relative extrema; inflection point at  $(3, -1)$ ; increasing on  $(-\infty, \infty)$ ; concave up on  $(-\infty, 3)$ , concave down on  $(3, \infty)$



$$f(x) = (x-2)^{1/3} + 3$$

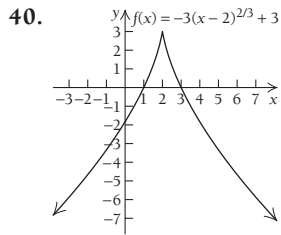
No relative extrema; inflection point at  $(2, 3)$ ; increasing on  $(-\infty, \infty)$ ; concave up on  $(-\infty, 2)$ , concave down on  $(2, \infty)$



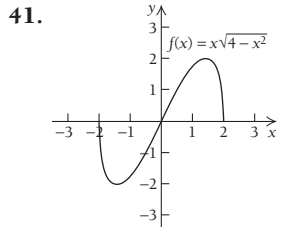
$$f(x) = -2(x-4)^{2/3} + 5$$

Relative maximum at  $(4, 5)$ ; no inflection points; increasing on  $(-\infty, 4)$ , decreasing on  $(4, \infty)$ ; concave up on  $(-\infty, 4)$  and  $(4, \infty)$

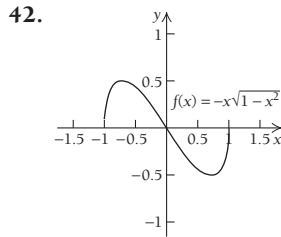
**IA-18 ADDITIONAL INSTRUCTOR'S ANSWERS**



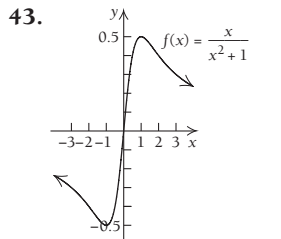
Relative maximum at  $(2, 3)$ ; no inflection points; increasing on  $(-\infty, 2)$ , decreasing on  $(2, \infty)$ ; concave up on  $(-\infty, 2)$  and  $(2, \infty)$



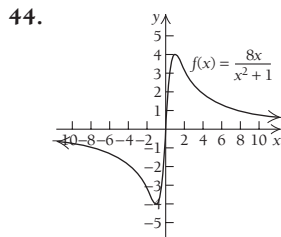
Relative minimum at  $(-\sqrt{2}, -2)$ , relative maximum at  $(\sqrt{2}, 2)$ ; inflection point at  $(0, 0)$ ; increasing on  $(-\sqrt{2}, \sqrt{2})$ , decreasing on  $(-2, -\sqrt{2})$  and  $(\sqrt{2}, 2)$ ; concave up on  $(-2, 0)$ , concave down on  $(0, 2)$



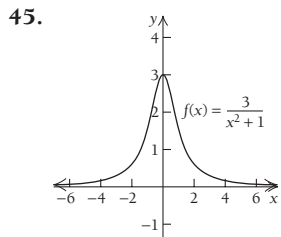
Relative minimum at  $(\sqrt{1/2}, -1/2)$ , relative maximum at  $(-\sqrt{1/2}, 1/2)$ ; inflection point at  $(0, 0)$ ; increasing on  $(-1, -\sqrt{1/2})$  and  $(\sqrt{1/2}, 1)$ , decreasing on  $(-\sqrt{1/2}, \sqrt{1/2})$ ; concave up on  $(0, 1)$ , concave down on  $(-1, 0)$



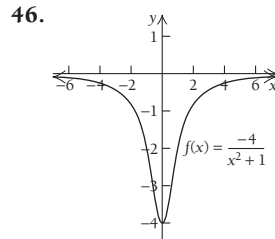
Relative minimum at  $(-1, -1/2)$ , relative maximum at  $(1, 1/2)$ ; inflection points at  $(-\sqrt{3}, -\frac{\sqrt{3}}{4})$  and  $(0, 0)$  and  $(\sqrt{3}, \frac{\sqrt{3}}{4})$ ; increasing on  $(-1, 1)$ , decreasing on  $(-\infty, -1)$  and  $(1, \infty)$ ; concave up on  $(-\sqrt{3}, 0)$  and  $(\sqrt{3}, \infty)$ , concave down on  $(-\infty, -\sqrt{3})$  and  $(0, \sqrt{3})$



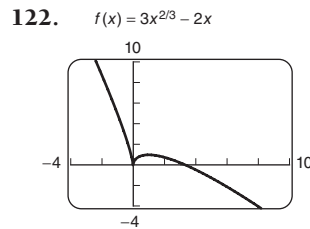
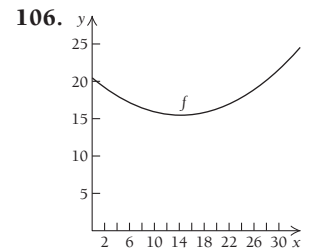
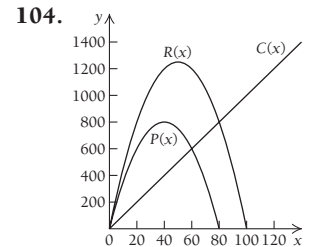
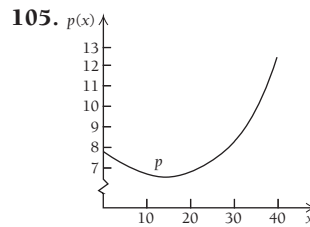
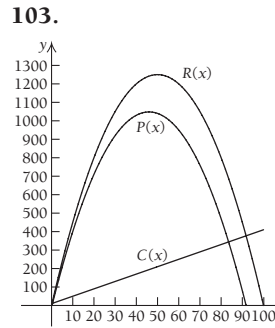
Relative minimum at  $(-1, -4)$ , relative maximum at  $(1, 4)$ ; inflection points at  $(-\sqrt{3}, -2\sqrt{3})$  and  $(0, 0)$  and  $(\sqrt{3}, 2\sqrt{3})$ ; increasing on  $(-1, 1)$ , decreasing on  $(-\infty, -1)$  and  $(1, \infty)$ ; concave up on  $(-\sqrt{3}, 0)$  and  $(\sqrt{3}, \infty)$ , concave down on  $(-\infty, -\sqrt{3})$  and  $(0, \sqrt{3})$



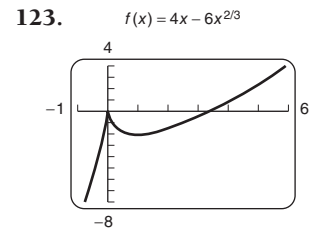
Relative maximum at  $(0, 3)$ ; inflection points at  $(-\sqrt{3}, \frac{9}{4})$  and  $(\sqrt{3}, \frac{9}{4})$ ; increasing on  $(-\infty, 0)$ , decreasing on  $(0, \infty)$ ; concave up on  $(-\infty, -\sqrt{3})$  and  $(\sqrt{3}, \infty)$ , concave down on  $(-\sqrt{3}, \sqrt{3})$



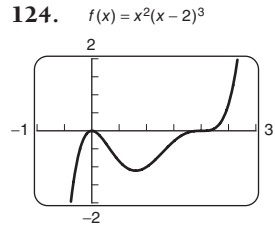
Relative minimum at  $(0, -4)$ ; inflection points at  $(-\sqrt{1/3}, -3)$  and  $(\sqrt{1/3}, -3)$ ; decreasing on  $(-\infty, 0)$ , increasing on  $(0, \infty)$ ; concave down on  $(-\infty, -\sqrt{1/3})$  and  $(\sqrt{1/3}, \infty)$ , concave up on  $(-\sqrt{1/3}, \sqrt{1/3})$



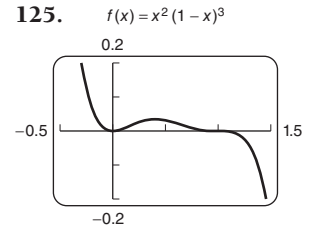
Relative minimum at  $(0, 0)$ ; relative maximum at  $(1, 1)$



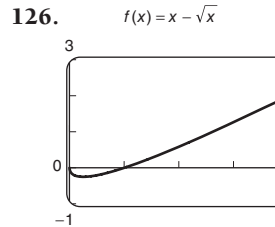
Relative maximum at  $(0, 0)$ ; relative minimum at  $(1, -2)$



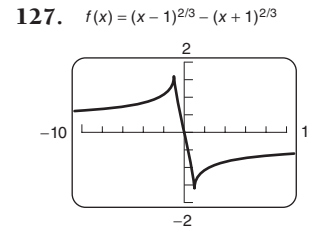
Relative minimum at  $(\frac{4}{5}, -1.106)$ ; relative maximum at  $(0, 0)$



Relative minimum at  $(0, 0)$ ; relative maximum at  $(0.4, 0.035)$



Relative minimum at  $(0.25, -0.25)$



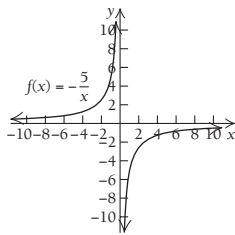
Relative maximum at  $(-1, 1.587)$ ; relative minimum at  $(1, -1.587)$

**Technology Connection, p. 240**

1. x-intercepts: (0, 0), (3, 0), and (-5, 0); y-intercept: (0, 0)
2. x-intercepts: (0, 0), (1, 0), and (-3, 0); y-intercept: (0, 0)

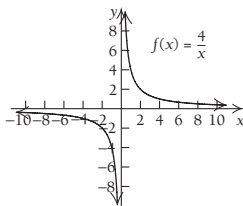
**Exercise Set 2.3, p. 247**

23.



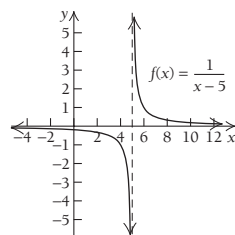
Increasing on  $(-\infty, 0)$  and  $(0, \infty)$   
 No relative extrema  
 Asymptotes:  $x = 0$  and  $y = 0$   
 Concave up on  $(-\infty, 0)$ ; concave down on  $(0, \infty)$   
 No intercepts

24.



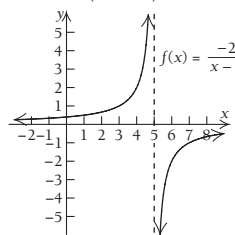
Decreasing on  $(-\infty, 0)$  and  $(0, \infty)$   
 No relative extrema  
 Asymptotes:  $x = 0$  and  $y = 0$   
 Concave down on  $(-\infty, 0)$ ; concave up on  $(0, \infty)$   
 No intercepts

25.



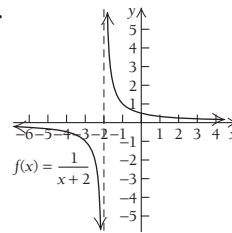
Decreasing on  $(-\infty, 5)$  and  $(5, \infty)$   
 No relative extrema  
 Asymptotes:  $x = 5$  and  $y = 0$   
 Concave down on  $(-\infty, 5)$ ; concave up on  $(5, \infty)$   
 y-intercept:  $(0, -\frac{1}{5})$

26.



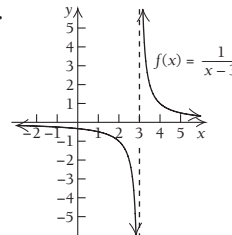
Increasing on  $(-\infty, 5)$  and  $(5, \infty)$   
 No relative extrema  
 Asymptotes:  $x = 5$  and  $y = 0$   
 Concave up on  $(-\infty, 5)$ ; concave down on  $(5, \infty)$   
 y-intercept:  $(0, \frac{2}{5})$

27.



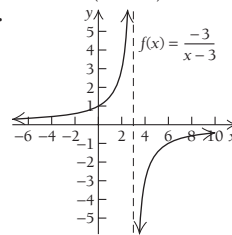
Decreasing on  $(-\infty, -2)$  and  $(-2, \infty)$   
 No relative extrema  
 Asymptotes:  $x = -2$  and  $y = 0$   
 Concave down on  $(-\infty, -2)$ ; concave up on  $(-2, \infty)$   
 y-intercept:  $(0, \frac{1}{2})$

28.



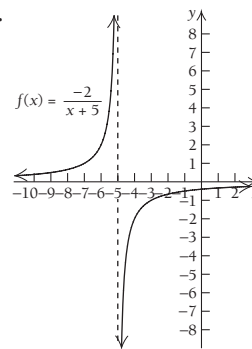
Decreasing on  $(-\infty, 3)$  and  $(3, \infty)$   
 No relative extrema  
 Asymptotes:  $x = 3$  and  $y = 0$   
 Concave down on  $(-\infty, 3)$ ; concave up on  $(3, \infty)$   
 y-intercept:  $(0, -\frac{1}{3})$

29.



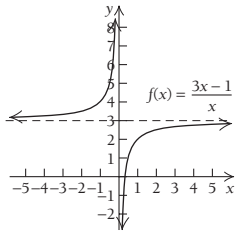
Increasing on  $(-\infty, 3)$  and  $(3, \infty)$   
 No relative extrema  
 Asymptotes:  $x = 3$  and  $y = 0$   
 Concave up on  $(-\infty, 3)$ ; concave down on  $(3, \infty)$   
 y-intercept: (0, 1)

30.



Increasing on  $(-\infty, -5)$  and  $(-5, \infty)$   
 No relative extrema  
 Asymptotes:  $x = -5$  and  $y = 0$   
 Concave up on  $(-\infty, -5)$ ; concave down on  $(-5, \infty)$   
 y-intercept:  $(0, -\frac{2}{5})$

31.



Increasing on  $(-\infty, 0)$  and  $(0, \infty)$

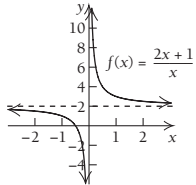
No relative extrema

Asymptotes:  $x = 0$  and  $y = 3$

Concave up on  $(-\infty, 0)$ ; concave down on  $(0, \infty)$

x-intercept:  $(\frac{1}{3}, 0)$

32.



Decreasing on  $(-\infty, 0)$  and  $(0, \infty)$

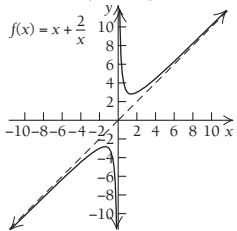
No relative extrema

Asymptotes:  $x = 0$  and  $y = 2$

Concave down on  $(-\infty, 0)$ ; concave up on  $(0, \infty)$

x-intercept:  $(-\frac{1}{2}, 0)$

33.



Increasing on  $(-\infty, -\sqrt{2})$  and  $(\sqrt{2}, \infty)$ ;

decreasing on  $(-\sqrt{2}, 0)$  and  $(0, \sqrt{2})$

Relative minimum at  $(\sqrt{2}, 2\sqrt{2})$ ;

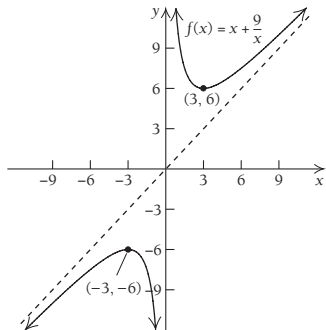
relative maximum at  $(-\sqrt{2}, -2\sqrt{2})$ ;

Asymptotes:  $x = 0$  and  $y = x$

Concave down on  $(-\infty, 0)$ ; concave up on  $(0, \infty)$

No intercepts

34.



Increasing on  $(-\infty, -3)$  and  $(3, \infty)$ ;

decreasing on  $(-3, 0)$  and  $(0, 3)$

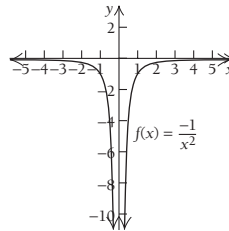
Relative minimum at  $(3, 6)$ ; relative maximum at  $(-3, -6)$

Asymptotes:  $x = 0$  and  $y = x$

Concave down on  $(-\infty, 0)$ ; concave up on  $(0, \infty)$

No intercepts

35.



Decreasing on  $(-\infty, 0)$ ; increasing on  $(0, \infty)$

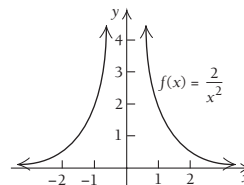
No relative extrema

Asymptotes:  $x = 0$  and  $y = 0$

Concave down on  $(-\infty, 0)$  and  $(0, \infty)$

No intercepts

36.



Increasing on  $(-\infty, 0)$ ; decreasing on  $(0, \infty)$

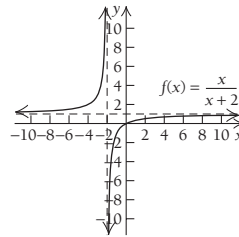
No relative extrema

Asymptotes:  $x = 0$  and  $y = 0$

Concave up on  $(-\infty, 0)$  and  $(0, \infty)$

No intercepts

37.



Increasing on  $(-\infty, -2)$  and  $(-2, \infty)$

No relative extrema

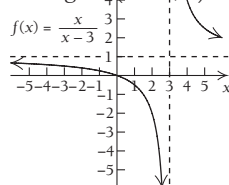
Asymptotes:  $x = -2$  and  $y = 1$

Concave up on  $(-\infty, -2)$ ; concave down on  $(-2, \infty)$

x- and y-intercept:  $(0, 0)$

38.

Decreasing on  $(-\infty, 3)$  and  $(3, \infty)$



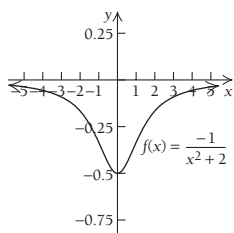
No relative extrema

Asymptotes:  $x = 3$  and  $y = 1$

Concave down on  $(-\infty, 3)$ ; concave up on  $(3, \infty)$

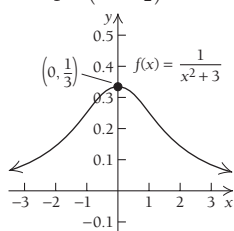
Intercept:  $(0, 0)$

39.



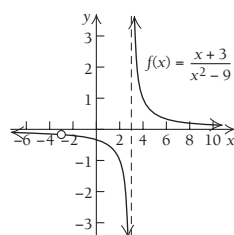
Decreasing on  $(-\infty, 0)$ ; increasing on  $(0, \infty)$   
 Relative minimum at  $(0, -\frac{1}{2})$   
 Asymptote:  $y = 0$   
 Concave up on  $(-\sqrt{\frac{2}{3}}, \sqrt{\frac{2}{3}})$ ;  
 concave down on  $(-\infty, -\sqrt{\frac{2}{3}})$  and  $(\sqrt{\frac{2}{3}}, \infty)$   
 Inflection points:  $(-\sqrt{\frac{2}{3}}, -\frac{3}{8})$  and  $(\sqrt{\frac{2}{3}}, -\frac{3}{8})$   
 y-intercept:  $(0, -\frac{1}{2})$

40.



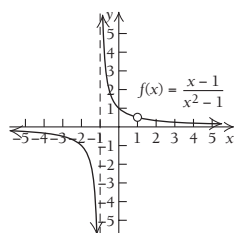
Increasing on  $(-\infty, 0)$ ; decreasing on  $(0, \infty)$   
 Relative maximum at  $(0, \frac{1}{3})$   
 Asymptote:  $y = 0$   
 Concave down on  $(-1, 1)$ ;  
 concave up on  $(-\infty, -1)$  and  $(1, \infty)$   
 Inflection points:  $(-1, \frac{1}{4})$  and  $(1, \frac{1}{4})$   
 y-intercept:  $(0, \frac{1}{3})$

41.



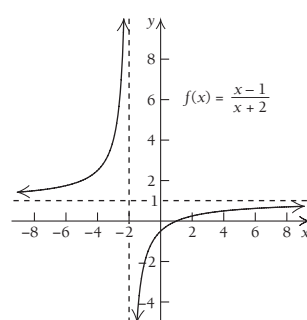
Decreasing on  $(-\infty, -3)$ ,  $(-3, 3)$ , and  $(3, \infty)$   
 No relative extrema  
 Asymptotes:  $x = 3$  and  $y = 0$   
 Concave down on  $(-\infty, -3)$  and  $(-3, 3)$ ;  
 concave up on  $(3, \infty)$   
 y-intercept:  $(0, -\frac{1}{3})$

42.



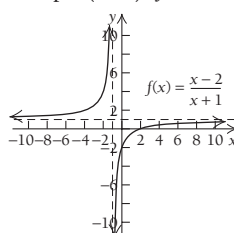
Decreasing on  $(-\infty, -1)$ ,  $(-1, 1)$  and  $(1, \infty)$   
 No relative extrema  
 Asymptotes:  $x = -1$  and  $y = 0$   
 Concave down on  $(-\infty, -1)$ ;  
 concave up on  $(-1, 1)$  and  $(1, \infty)$   
 y-intercept:  $(0, 1)$

43.



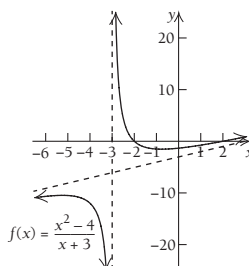
Increasing on  $(-\infty, -2)$  and  $(-2, \infty)$   
 No relative extrema  
 Asymptotes:  $x = -2$  and  $y = 1$   
 Concave up on  $(-\infty, -2)$ ; concave down on  $(-2, \infty)$   
 x-intercept:  $(1, 0)$ ; y-intercept:  $(0, -\frac{1}{2})$

44.



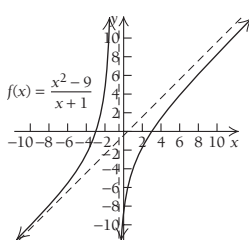
Increasing on  $(-\infty, -1)$  and  $(-1, \infty)$   
 No relative extrema  
 Asymptotes:  $x = -1$  and  $y = 1$   
 Concave up on  $(-\infty, -1)$ ; concave down on  $(-1, \infty)$   
 x-intercept:  $(2, 0)$ ; y-intercept:  $(0, -2)$

45.



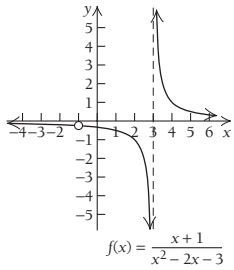
Increasing on  $(-\infty, -3 - \sqrt{5})$  and  $(-3 + \sqrt{5}, \infty)$ , or approximately  $(-\infty, -5.236)$  and  $(-0.764, \infty)$ ; decreasing on  $(-3 - \sqrt{5}, -3)$  and  $(-3, -3 + \sqrt{5})$ , or approximately  $(-5.236, -3)$  and  $(-3, -0.764)$   
 Relative maximum at  $(-3 - \sqrt{5}, -6 - 2\sqrt{5})$  or approximately  $(-5.236, -10.472)$ ; relative minimum at  $(-3 + \sqrt{5}, -6 + 2\sqrt{5})$ , or approximately  $(-0.764, -1.528)$   
 Asymptotes:  $x = -3$  and  $y = x - 3$   
 Concave down on  $(-\infty, -3)$ ; concave up on  $(-3, \infty)$   
 x-intercepts:  $(-2, 0)$ ,  $(2, 0)$ ; y-intercept:  $(0, -\frac{4}{3})$

46.



Increasing on  $(-\infty, -1)$  and  $(-1, \infty)$   
 No relative extrema  
 Asymptotes:  $x = -1$  and  $y = x - 1$   
 Concave up on  $(-\infty, -1)$ ; concave down on  $(-1, \infty)$   
 x-intercepts:  $(-3, 0)$  and  $(3, 0)$ ; y-intercept:  $(0, -9)$

47.



Decreasing on  $(-\infty, -1)$ ,  $(-1, 3)$ , and  $(3, \infty)$

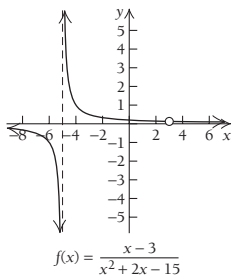
No relative extrema

Asymptotes:  $x = 3$  and  $y = 0$

Concave down on  $(-\infty, -1)$  and  $(-1, 3)$ ; concave up on  $(3, \infty)$

y-intercept:  $(0, -\frac{1}{3})$

48.



Decreasing on  $(-\infty, -5)$ ,  $(-5, 3)$ , and  $(3, \infty)$

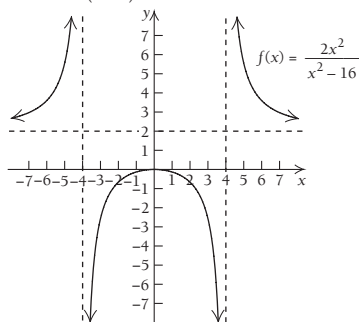
No relative extrema

Asymptotes:  $x = -5$  and  $y = 0$

Concave down on  $(-\infty, -5)$ ; concave up on  $(-5, 3)$  and  $(3, \infty)$

y-intercept:  $(0, \frac{1}{5})$

49.



Increasing on  $(-\infty, -4)$  and  $(-4, 0)$ ;

decreasing on  $(0, 4)$  and  $(4, \infty)$

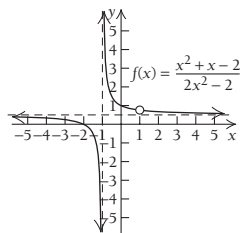
Relative maximum at  $(0, 0)$

Asymptotes:  $x = -4$ ,  $x = 4$ , and  $y = 2$

Concave up on  $(-\infty, -4)$  and  $(4, \infty)$ ; concave down on  $(-4, 4)$

x- and y-intercept:  $(0, 0)$

50.



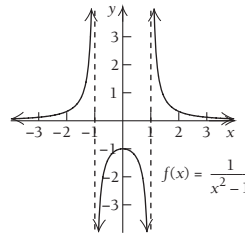
Decreasing on  $(-\infty, -1)$ ,  $(-1, 1)$ , and  $(1, \infty)$

No relative extrema

Asymptotes:  $x = -1$  and  $y = \frac{1}{2}$

Concave down on  $(-\infty, -1)$ ;  
concave up on  $(-1, 1)$  and  $(1, \infty)$   
x-intercept:  $(-2, 0)$ ; y-intercept:  $(0, 1)$

51.



Increasing on  $(-\infty, -1)$  and  $(-1, 0)$ ;  
decreasing on  $(0, 1)$  and  $(1, \infty)$

Relative maximum at  $(0, -1)$

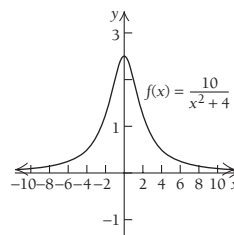
Asymptotes:  $x = -1$ ,  $x = 1$ , and  $y = 0$

Concave up on  $(-\infty, -1)$  and  $(1, \infty)$ ;

concave down on  $(-1, 1)$

y-intercept:  $(0, -1)$

52.



Increasing on  $(-\infty, 0)$ ; decreasing on  $(0, \infty)$

Relative maximum at  $(0, 2.5)$

Asymptote:  $y = 0$

Concave up on  $(-\infty, -\frac{2}{\sqrt{3}})$  and  $(\frac{2}{\sqrt{3}}, \infty)$ , or

approximately  $(-\infty, -1.1547)$  and  $(1.1547, \infty)$ ; concave down

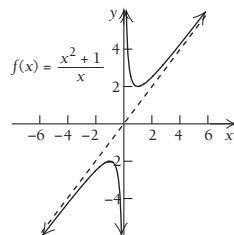
on  $(-\frac{2}{\sqrt{3}}, \frac{2}{\sqrt{3}})$ , or approximately  $(-1.1547, 1.1547)$

Inflection points:  $(-\frac{2}{\sqrt{3}}, \frac{15}{8})$  and  $(\frac{2}{\sqrt{3}}, \frac{15}{8})$ , or

approximately  $(-1.1547, 1.875)$  and  $(1.1547, 1.875)$

y-intercept:  $(0, 2.5)$

53.



Increasing on  $(-\infty, -1)$  and  $(1, \infty)$ ;

decreasing on  $(-1, 0)$  and  $(0, 1)$

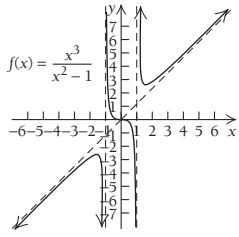
Relative maximum at  $(-1, -2)$ ; relative minimum at  $(1, 2)$

Asymptotes:  $x = 0$  and  $y = x$

Concave down on  $(-\infty, 0)$ ; concave up on  $(0, \infty)$

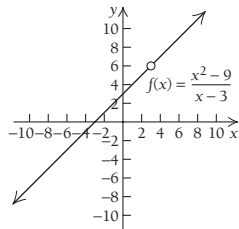
No intercepts

54.



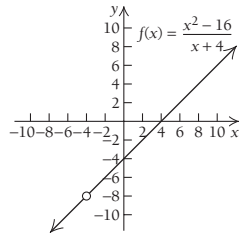
Increasing on  $(-\infty, -\sqrt{3})$  and  $(\sqrt{3}, \infty)$ ;  
 decreasing on  $(-\sqrt{3}, -1)$ ,  $(-1, 1)$ , and  $(1, \sqrt{3})$   
 Relative maximum at  $(-\sqrt{3}, \frac{-3\sqrt{3}}{2})$ , or approximately  $(-1.732, -2.598)$ ; relative minimum at  $(\sqrt{3}, \frac{3\sqrt{3}}{2})$ , or approximately  $(1.732, 2.598)$   
 Asymptotes:  $x = -1$ ,  $x = 1$ , and  $y = x$   
 Concave down on  $(-\infty, -1)$  and  $(0, 1)$ ;  
 concave up on  $(-1, 0)$  and  $(1, \infty)$   
 Inflection point:  $(0, 0)$   
 x- and y-intercepts:  $(0, 0)$

55.



Increasing on  $(-\infty, 3)$  and  $(3, \infty)$   
 No relative extrema  
 No asymptotes  
 No concavity  
 x-intercept:  $(-3, 0)$ ; y-intercept:  $(0, 3)$

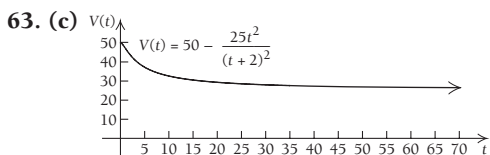
56.



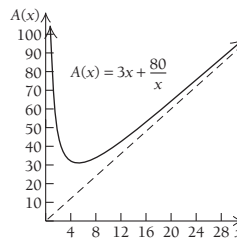
Increasing on  $(-\infty, -4)$  and  $(-4, \infty)$   
 No relative extrema  
 No asymptotes  
 No concavity  
 x-intercept:  $(4, 0)$ ; y-intercept:  $(0, -4)$

59.  $g(x) = \frac{x^2 - 2}{x^2 - 1}$       60.  $g(x) = \frac{-3x^2 + 15}{x^2 + 2x}$

61.  $h(x) = \frac{x - 9}{x^2 + x - 6}$

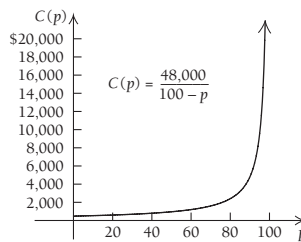


64. (b)

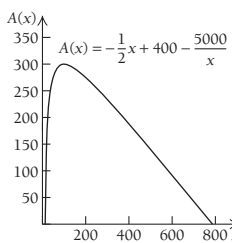


(c) Slant asymptote:  $y = 3x$ .  
 As  $x$ , the number of units produced, increases, the average cost approaches  $3x$ .

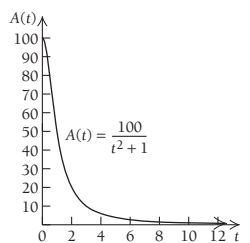
65. (c)



66. (c)



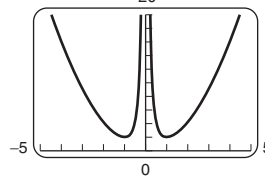
68. (c)



69. (b)  $\lim_{n \rightarrow 0} E(n) = \infty$ . The pitcher gives up one or more runs but gets no one out (0 innings pitched). (c)  $E = 2.00$ ; pitcher gave up an average of 2 earned runs per game (9 innings).

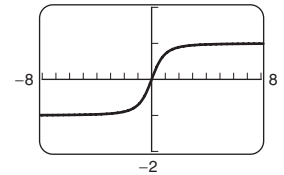
80.

$f(x) = x^2 + \frac{1}{x^2}$



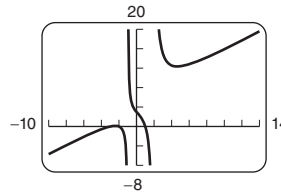
81.

$f(x) = \frac{x}{\sqrt{x^2 + 1}}$



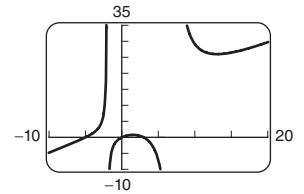
82.

$f(x) = \frac{x^3 + 4x^2 + x - 6}{x^2 - x - 2}$



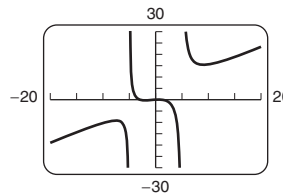
83.

$f(x) = \frac{x^3 + 2x^2 - 15x}{x^2 - 5x - 14}$



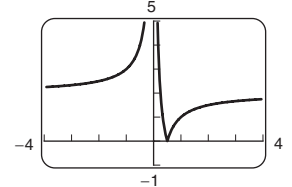
84.

$f(x) = \frac{x^3 + 2x^2 - 3x}{x^2 - 25}$



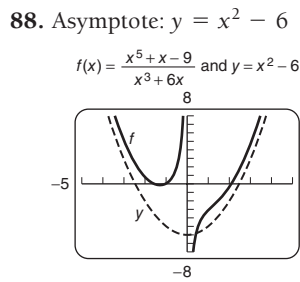
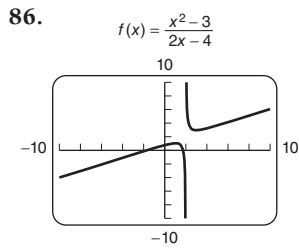
85.

$f(x) = \left| \frac{1}{x} - 2 \right|$





**IA-24 ADDITIONAL INSTRUCTOR'S ANSWERS**



89. (b)  $f'(x) = \frac{x^2 - 10x + 1}{(x^2 + x - 6)^2}$ ; critical values:  $\sim 0.101$  and  $\sim 9.899$

**Technology Connection, p. 253**

1. On  $[-2, 1]$ , absolute minimum is  $-8$  at  $x = -2$ , and absolute maximum is  $2.185$  at  $x = -0.333$ ; on  $[-1, 2]$ , absolute minimum is  $1$  at  $x = -1$  and  $x = 1$ , and absolute maximum is  $4$  at  $x = 2$

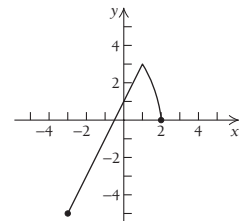
**Exercise Set 2.4, p. 257**

9. Absolute maximum:  $8$  at  $x = 3$ ; absolute minimum:  $-17$  at  $x = -2$  10. Absolute maximum:  $6$  at  $x = 1$ ; absolute minimum:  $2$  at  $x = -1$  11. Absolute maximum:  $15$  at  $x = -2$ ; absolute minimum:  $-13$  at  $x = 5$  14. Absolute maximum:  $24$  for  $4 \leq x \leq 13$ ; absolute minimum:  $24$  for  $4 \leq x \leq 13$  15. Absolute maximum:  $4$  at  $x = -1$ ; absolute minimum:  $-12$  at  $x = 3$  16. Absolute maximum:  $10$  at  $x = -1$ ; absolute minimum:  $1$  at  $x = 2$  18. Absolute maximum:  $4$  at  $x = 1$ ; absolute minimum:  $-23$  at  $x = 4$  19. Absolute maximum:  $50$  at  $x = 5$ ; absolute minimum:  $-4$  at  $x = 2$  20. Absolute maximum:  $24$  at  $x = 3$ ; absolute minimum:  $4$  at  $x = 1$  21. Absolute maximum:  $2$  at  $x = -1$ ; absolute minimum:  $-110$  at  $x = -5$  22. Absolute maximum:  $325$  at  $x = -5$ ; absolute minimum:  $0$  at  $x = 0$  23. Absolute maximum:  $513$  at  $x = -8$ ; absolute minimum:  $-511$  at  $x = 8$  24. Absolute maximum:  $2000$  at  $x = 10$ ; absolute minimum:  $-2000$  at  $x = -10$  25. Absolute maximum:  $17$  at  $x = 1$ ; absolute minimum:  $-15$  at  $x = -3$  26. Absolute maximum:  $10$  at  $x = 0$ ; absolute minimum:  $-22$  at  $x = 4$  27. Absolute maximum:  $32$  at  $x = -2$ ; absolute minimum:  $-\frac{27}{16}$  at  $x = \frac{3}{2}$  28. Absolute maximum:  $\frac{27}{256}$  at  $x = \frac{3}{4}$ ; absolute minimum:  $-2$  at  $x = -1$  29. Absolute maximum:  $13$  at  $x = -2$  and  $x = 2$ ; absolute minimum:  $4$  at  $x = -1$  and  $x = 1$  30. Absolute maximum:  $12$  at  $x = -3$  and  $x = 3$ ; absolute minimum:  $-13$  at  $x = -2$  and  $x = 2$  31. Absolute maximum:  $-1$  at  $x = 5$ ; absolute minimum:  $-5$  at  $x = -3$  32. Absolute maximum:  $1$  at  $x = 0$ ; absolute minimum:  $-3$  at  $x = -8$  and  $x = 8$  33. Absolute maximum:  $20\frac{1}{20}$  at  $x = 20$ ; absolute minimum:  $2$  at  $x = 1$  34. Absolute maximum:  $-4$  at  $x = -2$ ; absolute minimum:  $-\frac{17}{2}$  at  $x = -8$  35. Absolute maximum:  $\frac{4}{5}$  at  $x = -2$  and  $x = 2$ ; absolute minimum:  $0$  at  $x = 0$  36. Absolute maximum:  $2$  at  $x = 1$ ; absolute minimum:  $-2$  at  $x = -1$  37. Absolute maximum:  $3$  at  $x = 26$ ; absolute minimum:  $-1$  at  $x = -2$  38. Absolute maximum:  $4$  at  $x = 64$ ; absolute minimum:  $2$  at  $x = 8$  57. Absolute maximum:  $2\sqrt{3}$  at  $x = -\sqrt{3}$ ; absolute minimum:  $-2\sqrt{3}$  at  $x = \sqrt{3}$  58. Absolute maximum:  $\frac{10\sqrt{5}}{3}$  at  $x = -\sqrt{5}$ ; absolute minimum:  $-\frac{10\sqrt{5}}{3}$  at  $x = \sqrt{5}$

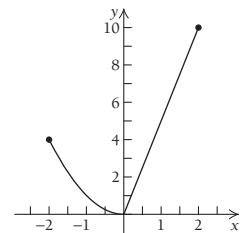
63. Absolute maximum:  $2000$  at  $x = 20$ ; absolute minimum:  $0$  at  $x = 0$  and  $x = 30$  64. Absolute maximum:  $37\frac{25}{27}$  at  $x = \frac{16}{3}$ ; absolute minimum:  $0$  at  $x = 0$  and  $x = 8$  69. Absolute maximum:  $3$  at  $x = -1$ ; absolute minimum:  $-\frac{3}{8}$  at  $x = \frac{1}{2}$  70. Absolute maximum:  $3$  at  $x = 1$ ; absolute minimum:  $-\frac{3}{8}$  at  $x = -\frac{1}{2}$  71. Absolute maximum:  $2$  at  $x = 8$ ; absolute minimum:  $0$  at  $x = 0$  72. Absolute maximum:  $2$  at  $x = 4$ ; absolute minimum:  $0$  at  $x = 0$  75. Absolute maximum:  $-1$  at  $x = 1$ ; absolute minimum:  $-5$  at  $x = -1$  76. Absolute maximum:  $59$  at  $x = -10$ ; absolute minimum:  $-41$  at  $x = 10$  77. No absolute maximum; absolute minimum:  $-5$  at  $x = -1$  78. Absolute maximum:  $19$  at  $x = -2$ ; no absolute minimum 79. Absolute maximum:  $1$  at  $x = -1$  and  $x = 1$ ; absolute minimum:  $0$  at  $x = 0$  80. No absolute maximum; absolute minimum:  $0$  at  $x = 0$  83. Absolute maximum:  $-\frac{10}{3} + 2\sqrt{3}$  at  $x = 2 - \sqrt{3}$ ; absolute minimum:  $-\frac{10}{3} - 2\sqrt{3}$  at  $x = 2 + \sqrt{3}$  84. Absolute maximum:  $\frac{10}{3} + 2\sqrt{3}$  at  $x = -2 - \sqrt{3}$ ; absolute minimum:  $\frac{10}{3} - 2\sqrt{3}$  at  $x = -2 + \sqrt{3}$  85. No absolute maximum; absolute minimum:  $-1$  at  $x = -1$  and  $x = 1$  86. No absolute maximum; absolute minimum:  $0$  at  $x = -1$  and  $x = 1$

104. (a)  $A(x) = -\frac{1}{2}x + 400 - \frac{5000}{x}$

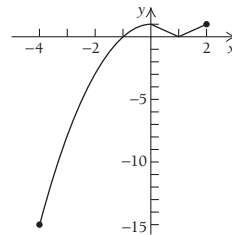
107. Absolute maximum:  $3$  at  $x = 1$ ; absolute minimum:  $-5$  at  $x = -3$



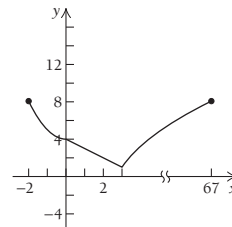
108. Absolute maximum:  $10$  at  $x = 2$ ; absolute minimum:  $0$  at  $x = 0$



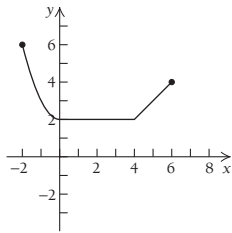
109. Absolute maxima:  $1$  at  $x = 0$  and  $1$  at  $x = 2$ ; absolute minimum:  $-15$  at  $x = -4$



110. Absolute maximum:  $\sqrt{65} \approx 8.062$  at  $x = 67$ ; absolute minimum:  $1$  at  $x = 3$



111. (a)



113. Absolute maximum:  $3\sqrt{6}$  at  $x = 3$ ; absolute minimum:  $-2$  at  $x = -2$  114. Absolute maximum:  $\frac{2\sqrt{3}}{9}$  at  $x = \frac{2}{3}$ ;

absolute minimum: 0 at  $x = 0$  and  $x = 1$

123. (a)  $P(t) = t + 8.857$ ;  $P(7) = 15.857$  mm Hg;

(b)  $P(t) = 0.117t^4 - 1.520t^3 + 6.193t^2 - 7.018t + 10.009$ ;  $P(7) = 24.86$  mm Hg;  $P(0.765) = 7.62$  mm Hg is the smallest contraction

**Exercise Set 2.5, p. 273**

56. Area is minimized when the circumference of the circle is 10.56 in. and the perimeter of the square is 13.44 in.; area is maximized when the circumference of the circle is 24 in. and the perimeter of the square is 0 in.

60. (b)  $C'(x) = \frac{3x^2}{100} + 8$  and  $A'(x) = \frac{x}{50} - \frac{20}{x^2}$ ;

(c) minimum = \$11/unit at  $x_0 = 10$  units;  $C'(10) = \$11$ /unit.

62. Minimum:  $6 - 4\sqrt{2}$ , or approximately 0.343, at  $x = 2 - \sqrt{2} \approx 0.586$  and  $y = -1 + \sqrt{2} \approx 0.414$

63.  $x = -\sqrt{2}$ ,  $y = 0$ ,  $Q = -3\sqrt{2} \approx -4.24$

64. Order  $\sqrt{\frac{aQ}{2b}}$  times; lot size:  $\sqrt{\frac{2bQ}{a}}$

**Exercise Set 2.6, p. 285**

1. (b)  $R(100) = \$500$ ,  $C(100) = \$190$ ,  $P(100) = \$310$ ;

(c)  $R'(x) = 5$ ;  $C'(x) = 0.002x + 1.2$ ;  $P'(x) = -0.002x + 3.8$ ;

(d)  $R'(100) = \$5$ ,  $C'(100) = \$1.40$ ,  $P'(100) = \$3.60$

2. (b)  $R(20) = \$800$ ,  $C(20) = \$90$ ,  $P(20) = \$710$ ;

(c)  $R'(x) = 50 - x$ ;  $C'(x) = 4$ ;  $P'(x) = 46 - x$ ;

(d)  $R'(20) = \$30$ ,  $C'(20) = \$4$ ,  $P'(20) = \$26$

**Exercise Set 2.7, p. 292**

10.  $\frac{4x^2 - 2y^3}{3xy^2}$ ;  $-\frac{7}{3}$  21.  $\frac{-3xy^2 - 2y}{4x^2y + 3x}$  22.  $\frac{-5x^2y^2 + 3y}{3x^3y - 2x}$

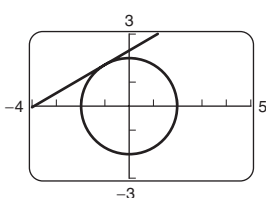
42. (a)  $\frac{dV}{dt} = 1041.67R \frac{dR}{dt}$  43. (a)  $\frac{dV}{dt} = 952.38R \frac{dR}{dt}$

50.  $\frac{2}{3y^2(x+1)^2}$ , or  $\frac{1-y^3}{3y^2(x+1)}$  51.  $\frac{2x}{y(x^2+1)^2}$ , or  $\frac{x(1-y^2)}{y(1+x^2)}$

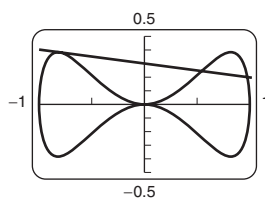
53.  $\frac{5x^4 - 3(x-y)^2 - 3(x+y)^2}{3(x+y)^2 - 3(x-y)^2 - 5y^4}$ , or  $\frac{6y^2 - 5x^4 + 6x^2}{y(5y^3 - 12x)}$

55.  $\frac{-6(y^2 - xy + x^2)}{(2y-x)^3}$  56.  $\frac{y^2 - x^2}{y^3}$ , or  $-\frac{5}{y^3}$  57.  $\frac{2x(y^3 - x^3)}{y^5}$

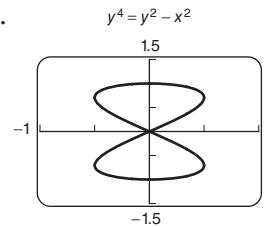
60.  $x^2 + y^2 = 4$



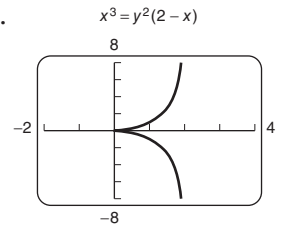
61.  $x^4 = y^2 + x^6$



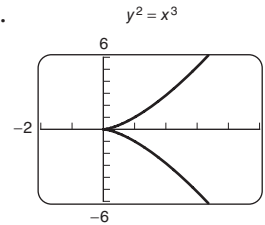
62.



63.

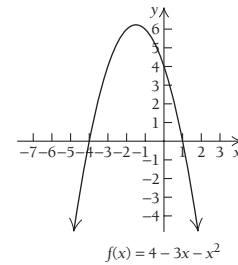


64.

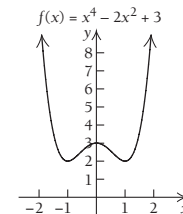


**Chapter Review Exercises, p. 301**

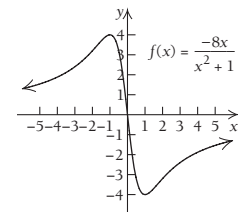
14. Relative maximum:  $\frac{25}{4}$  at  $x = -\frac{3}{2}$



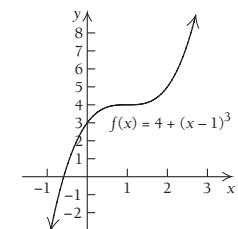
15. Relative minima: 2 at  $x = -1$  and 2 at  $x = 1$ ; relative maximum: 3 at  $x = 0$



16. Relative minimum:  $-4$  at  $x = 1$ ; relative maximum: 4 at  $x = -1$

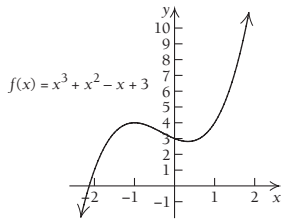


17. No relative extrema

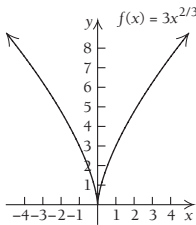


**IA-26 ADDITIONAL INSTRUCTOR'S ANSWERS**

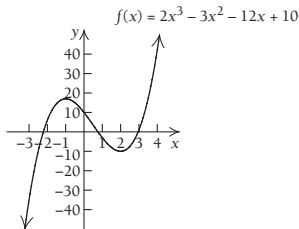
**18.** Relative minimum:  $\frac{76}{27}$  at  $x = \frac{1}{3}$ ; relative maximum: 4 at  $x = -1$



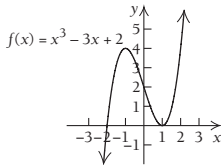
**19.** Relative minimum: 0 at  $x = 0$



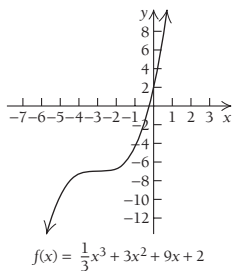
**20.** Relative maximum: 17 at  $x = -1$ ; relative minimum: -10 at  $x = 2$



**21.** Relative maximum: 4 at  $x = -1$ ; relative minimum: 0 at  $x = 1$



**22.**



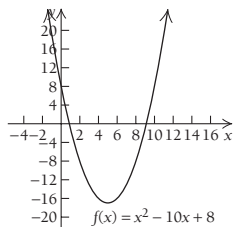
No relative extrema

Inflection point at  $(-3, -7)$

Increasing on  $(-\infty, \infty)$

Concave down on  $(-\infty, -3)$ ; concave up on  $(-3, \infty)$

**23.**

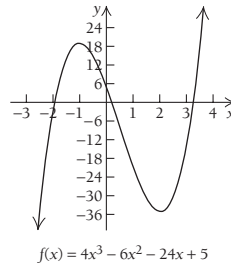


Relative minimum: -17 at  $x = 5$

Decreasing on  $(-\infty, 5)$ ; increasing on  $(5, \infty)$

Concave up on  $(-\infty, \infty)$

**24.**



Relative minimum: -35 at  $x = 2$ ;

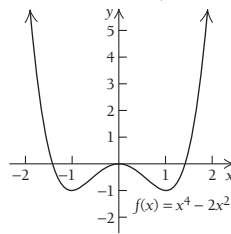
relative maximum: 19 at  $x = -1$

Inflection point at  $(\frac{1}{2}, -8)$

Increasing on  $(-\infty, -1)$  and  $(2, \infty)$ ; decreasing on  $(-1, 2)$

Concave down on  $(-\infty, \frac{1}{2})$ ; concave up on  $(\frac{1}{2}, \infty)$

**25.**



Relative minima: -1 at  $x = -1$  and  $x = 1$ ;

relative maximum: 0 at  $x = 0$

Inflection points at  $(-\sqrt{\frac{1}{3}}, -\frac{5}{9})$  and  $(\sqrt{\frac{1}{3}}, -\frac{5}{9})$

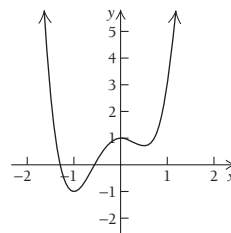
Increasing on  $(-1, 0)$  and  $(1, \infty)$ ;

decreasing on  $(-\infty, -1)$  and  $(0, 1)$

Concave up on  $(-\infty, -\sqrt{\frac{1}{3}})$  and  $(\sqrt{\frac{1}{3}}, \infty)$ ;

concave down on  $(-\sqrt{\frac{1}{3}}, \sqrt{\frac{1}{3}})$

**26.**



Relative minima: -1 at  $x = -1$  and  $\frac{11}{16}$  at  $x = \frac{1}{16}$ ;

relative maximum: 1 at  $x = 0$

Inflection points at  $(-0.608, -0.147)$  and  $(0.274, 0.833)$

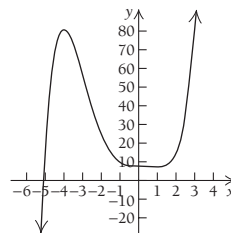
Increasing on  $(-1, 0)$  and  $(\frac{1}{2}, \infty)$ ;

decreasing on  $(-\infty, -1)$  and  $(0, \frac{1}{2})$

Concave down on  $(-0.608, 0.274)$ ; concave up on

$(-\infty, -0.608)$  and  $(0.274, \infty)$

**27.**



Relative minimum:  $\frac{457}{60}$  at  $x = 1$ ;

relative maximum:  $\frac{1208}{15}$  at  $x = -4$

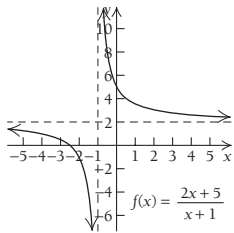
Inflection points at  $(-2.932, 53.701)$ ,  $(0, 8)$ , and  $(0.682, 7.769)$

Increasing on  $(-\infty, -4)$  and  $(1, \infty)$ ; decreasing on  $(-4, 1)$

Concave down on  $(-\infty, -2.932)$  and  $(0, 0.682)$ ;

concave up on  $(-2.932, 0)$  and  $(0.682, \infty)$

28.



No relative extrema

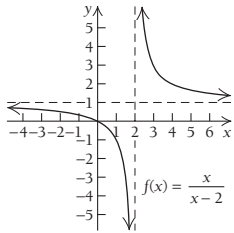
Decreasing on  $(-\infty, -1)$  and  $(-1, \infty)$

Concave down on  $(-\infty, -1)$ ; concave up on  $(-1, \infty)$

Asymptotes:  $x = -1$  and  $y = 2$

x-intercept:  $(-\frac{5}{2}, 0)$ ; y-intercept:  $(0, 5)$

29.



No relative extrema

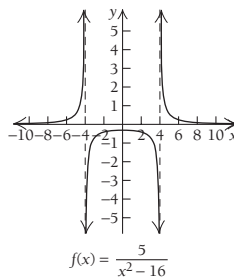
Decreasing on  $(-\infty, 2)$  and  $(2, \infty)$

Concave down on  $(-\infty, 2)$ ; concave up on  $(2, \infty)$

Asymptotes:  $x = 2$  and  $y = 1$

x-intercept:  $(0, 0)$ ; y-intercept:  $(0, 0)$

30.



Relative maximum at  $(0, -\frac{5}{16})$

Decreasing on  $(0, 4)$  and  $(4, \infty)$ ;

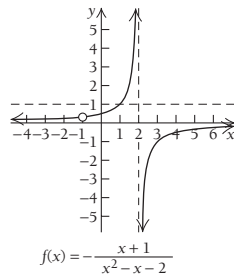
increasing on  $(-\infty, -4)$  and  $(-4, 0)$

Concave down on  $(-4, 4)$ ; concave up on  $(-\infty, -4)$  and  $(4, \infty)$

Asymptotes:  $x = -4$ ,  $x = 4$ , and  $y = 0$

y-intercept:  $(0, -\frac{5}{16})$

31.



No relative extrema

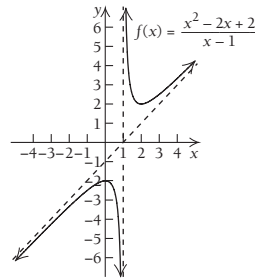
Increasing on  $(-\infty, -1)$ ,  $(-1, 2)$ , and  $(2, \infty)$

Concave up on  $(-\infty, -1)$  and  $(-1, 2)$ ; concave down on  $(2, \infty)$

Asymptotes:  $x = 2$  and  $y = 0$

y-intercept:  $(0, \frac{1}{2})$

32.



Relative minimum at  $(2, 2)$ ; relative maximum at  $(0, -2)$

Decreasing on  $(0, 1)$  and  $(1, 2)$ ; increasing on  $(-\infty, 0)$

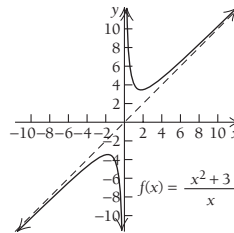
and  $(2, \infty)$

Concave down on  $(-\infty, 1)$ ; concave up on  $(1, \infty)$

Asymptotes:  $x = 1$  and  $y = x - 1$

y-intercept:  $(0, -2)$

33.



Relative minimum at  $(\sqrt{3}, 2\sqrt{3})$ ; relative maximum at  $(-\sqrt{3}, -2\sqrt{3})$

Decreasing on  $(-\sqrt{3}, 0)$  and  $(0, \sqrt{3})$ ; increasing on  $(-\infty, -\sqrt{3})$  and  $(\sqrt{3}, \infty)$

Concave down on  $(-\infty, 0)$ ; concave up on  $(0, \infty)$

Asymptotes:  $x = 0$  and  $y = x$

No intercepts

34. Absolute maximum: 66 at  $x = 3$ ; absolute minimum: 2 at  $x = 1$

35. Absolute maximum:  $75\frac{23}{27}$  at  $x = \frac{16}{3}$ ; absolute

minima: 0 at  $x = 0$  and  $x = 8$

36. No absolute maxima; absolute minimum:  $10\sqrt{2}$  at  $x = 5\sqrt{2}$

37. No absolute maxima; absolute minima: 0 at  $x = -1$  and  $x = 1$

39.  $Q = -1$  when  $x = -1$  and  $y = -1$

40. Maximum profit is \$451 when 30 units are produced and sold.

48.  $\frac{-3y - 2x^2}{2y^2 + 3x}$ ;  $\frac{4}{5}$

50. \$600/day, \$450/day, \$150/day

52. Absolute maxima: 4 at  $x = 2$  and  $x = 6$ ; absolute minimum:  $-2$  at  $x = -2$

53.  $\frac{3x^5 - 2(x-y)^3 - 2(x+y)^3}{2(x+y)^3 - 2(x-y)^3 - 3y^5}$

54. Relative maximum at  $(0, 0)$ ; relative minima at  $(-9, -9477)$  and  $(15, -37,125)$

55.  $f(x) = \frac{3x+3}{x+2}$  (answers may vary)

56. Relative maxima at  $(-1.714, 37.445)$ ; relative minimum at  $(1.714, -37.445)$

57. Relative maximum at  $(0, 1.08)$ ; relative minima at  $(-3, -1)$  and  $(3, -1)$

58. (a) Linear:  $y = 6.998187602x - 124.6183581$

Quadratic:  $y = 0.0439274846x^2 + 2.881202838x - 53.51475166$

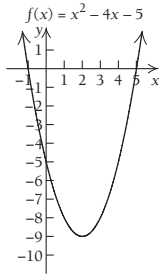
Cubic:  $y = -0.0033441547x^3 + 0.4795643605x^2 - 11.35931622x + 5.276985809$

Quartic:  $y = -0.00005539834x^4 + 0.0067192294x^3 - 0.0996735857x^2 - 0.8409991942x - 0.246072967$

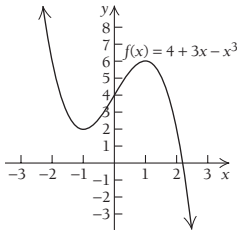
(b) The quartic function best fits the data. (c) The domain is  $[26, 102]$ . Very few women outside of the age range from 26 to 102 years old develop breast cancer. (d) Maximum: 466 per 100,000 women at  $x = 79.0$  years old

Chapter 2 Test, p. 303

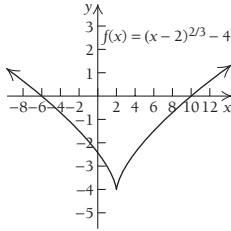
1. Relative minimum:  $-9$  at  $x = 2$   
 Decreasing on  $(-\infty, 2)$ ; increasing on  $(2, \infty)$



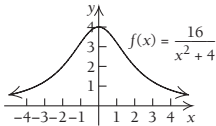
2. Relative minimum:  $2$  at  $x = -1$ ; relative maximum:  $6$  at  $x = 1$   
 Decreasing on  $(-\infty, -1)$  and  $(1, \infty)$ ; increasing on  $(-1, 1)$



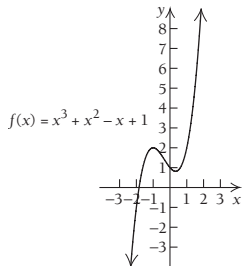
3. Relative minimum:  $-4$  at  $x = 2$   
 Decreasing on  $(-\infty, 2)$ ; increasing on  $(2, \infty)$



4. Relative maximum:  $4$  at  $x = 0$   
 Increasing on  $(-\infty, 0)$ ; decreasing on  $(0, \infty)$

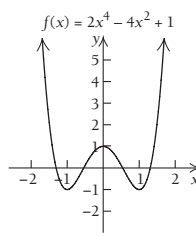


5.



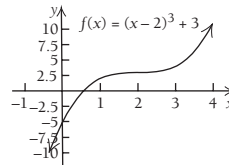
- Relative maximum:  $2$  at  $x = -1$ ; relative minimum:  $\frac{22}{27}$  at  $x = \frac{1}{3}$   
 Inflection point:  $(-\frac{1}{3}, \frac{38}{27})$

6.



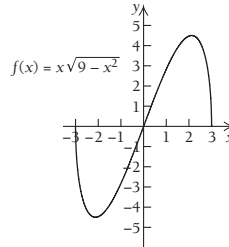
- Relative maximum:  $1$  at  $x = 0$ ;  
 relative minima:  $-1$  at  $x = -1$  and  $x = 1$   
 Inflection points:  $(-\sqrt{\frac{1}{3}}, -\frac{1}{9})$  and  $(\sqrt{\frac{1}{3}}, -\frac{1}{9})$

7.



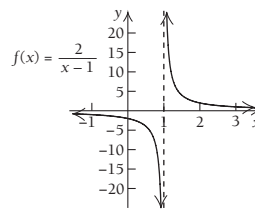
- No relative extrema  
 Inflection point:  $(2, 3)$

8.



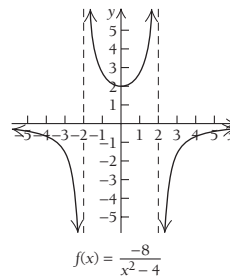
- Relative maximum:  $\frac{9}{2}$  at  $x = \sqrt{\frac{9}{2}}$ ; relative minimum:  $-\frac{9}{2}$   
 at  $x = -\sqrt{\frac{9}{2}}$   
 Inflection point:  $(0, 0)$

9.



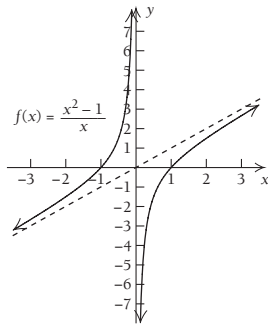
- No relative extrema  
 Asymptotes:  $x = 1$  and  $y = 0$

10.



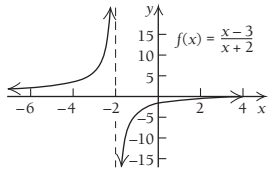
- Relative minimum:  $2$  at  $x = 0$   
 Asymptotes:  $x = -2, x = 2$ , and  $y = 0$

11.



No relative extrema  
Asymptotes:  $x = 0$  and  $y = x$

12.



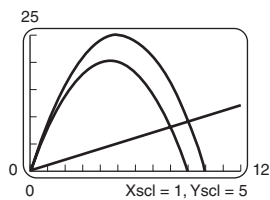
No relative extrema  
Asymptotes:  $x = -2$  and  $y = 1$

13. Absolute maximum: 9 at  $x = 3$ ; no absolute minimum  
14. Absolute maximum: 2 at  $x = -1$ ; absolute minimum:  $-1$  at  $x = -2$   
15. Absolute maximum: 28.49 at  $x = 4.3$ ; no absolute minimum  
16. Absolute maximum: 7 at  $x = -1$ ; absolute minimum: 3 at  $x = 1$   
17. There are no absolute extrema.  
18. Absolute minimum:  $-\frac{13}{12}$  at  $x = \frac{1}{6}$   
19. Absolute minimum: 48 at  $x = 4$   
23. Dimensions: 40 in. by 40 in. by 10 in.; maximum volume: 16,000 in<sup>3</sup>  
24. Order 35 times per year; lot size, 35  
33. Absolute minimum: 0 at  $x = 0$ ; relative maximum: 25.103 at  $x = 1.084$ ; relative minimum: 8.625 at  $x = 2.95$   
34. Relative minimum:  $-0.186$  at  $x = 0.775$ ; relative maximum: 0.186 at  $x = -0.775$   
35. (a) Linear:  $y = -0.7707142857x + 12691.60714$   
Quadratic:  $y = -0.9998904762x^2 + 299.1964286x + 192.9761905$   
Cubic:  $y = 0.000084x^3 - 1.037690476x^2 + 303.3964286x + 129.9761905$   
Quartic:  $y = -0.000001966061x^4 + 0.0012636364x^3 - 1.256063636x^2 + 315.8247403x + 66.78138528$

(b) Since the number of bowling balls sold cannot be negative, the domain is  $[0, 300]$ . This is supported by both the quadratic model and the raw data. The cubic and quartic models can also be used but are more complicated. (c) Based on the quadratic function, the maximum value is 22,575 bowling balls. The company should spend \$150,000 on advertising.

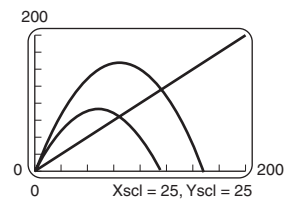
**Extended Technology Application, p. 306**

1. (a)



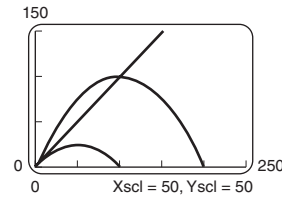
(b) 4500; (c) 20,250

2. (a)



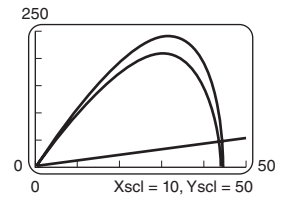
(b) 60,000; (c) 90,000

3. (a)



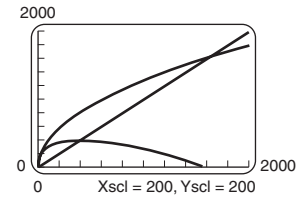
(b) 50,000; (c) 25,000

5. (a)



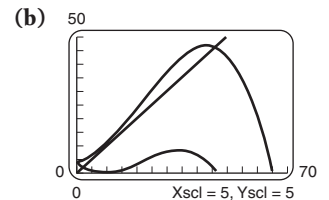
(b) 30,513; (c) 205,923

4. (a)



(b) 400,000; (c) 400,000

6. (a)  $y = -0.0011P^3 + 0.0715P^2 - 0.0338P + 4$

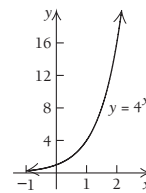


(c) 33,841

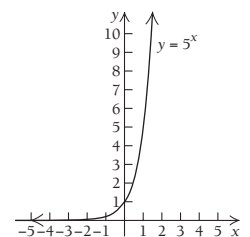
**Chapter 3**

**Exercise Set 3.1, p. 319**

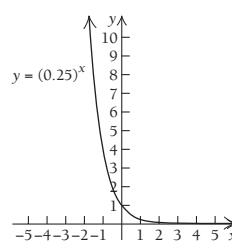
1.



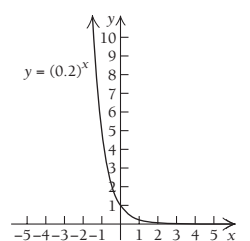
2.



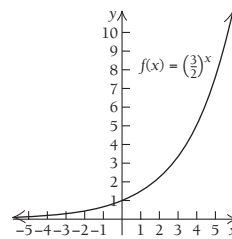
3.



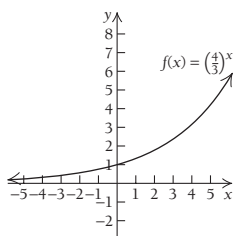
4.



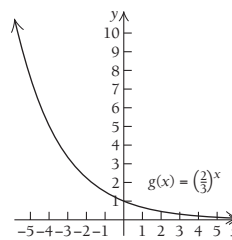
5.



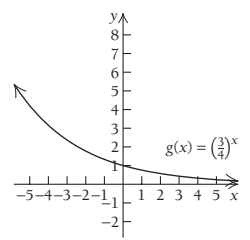
6.



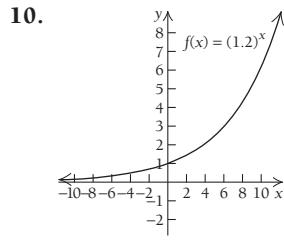
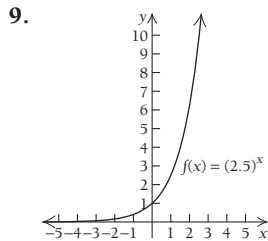
7.



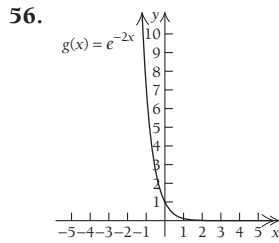
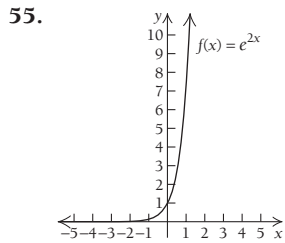
8.



**IA-30 ADDITIONAL INSTRUCTOR'S ANSWERS**

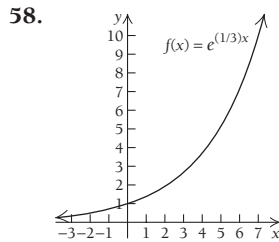
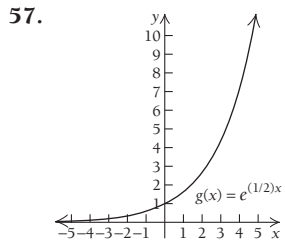


**53.**  $(4x^2 + 3x)e^{x^2-7x}(2x - 7) + (8x + 3)e^{x^2-7x}$ ,  
or  $(8x^3 - 22x^2 - 13x + 3)e^{x^2-7x}$



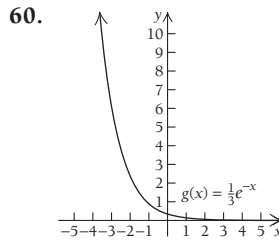
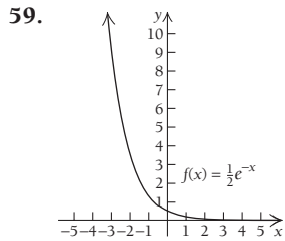
No critical values  
No inflection points  
Increasing on  $(-\infty, \infty)$   
Concave up on  $(-\infty, \infty)$

No critical values  
No inflection points  
Decreasing on  $(-\infty, \infty)$   
Concave up on  $(-\infty, \infty)$



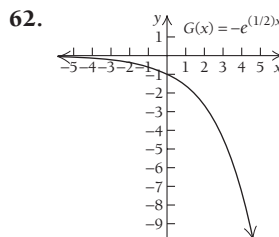
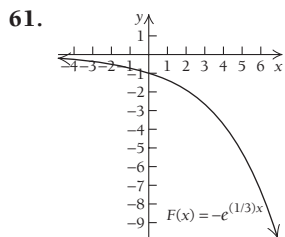
No critical values  
No inflection points  
Increasing on  $(-\infty, \infty)$   
Concave up on  $(-\infty, \infty)$

No critical values  
No inflection points  
Increasing on  $(-\infty, \infty)$   
Concave up on  $(-\infty, \infty)$



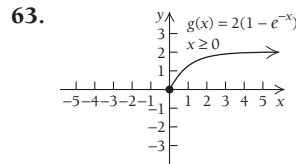
No critical values  
No inflection points  
Decreasing on  $(-\infty, \infty)$   
Concave up on  $(-\infty, \infty)$

No critical values  
No inflection points  
Decreasing on  $(-\infty, \infty)$   
Concave up on  $(-\infty, \infty)$

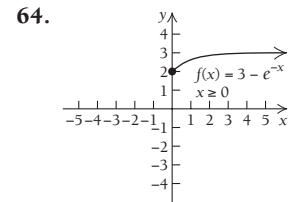


No critical values  
No inflection points  
Decreasing on  $(-\infty, \infty)$   
Concave down on  $(-\infty, \infty)$

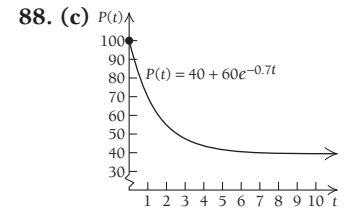
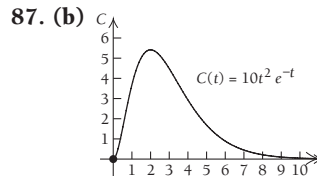
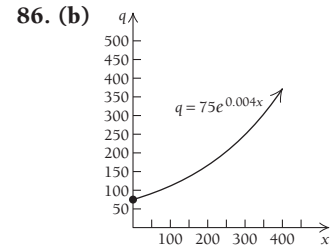
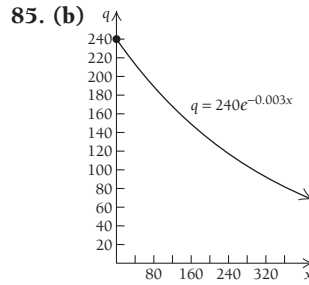
No critical values  
No inflection points  
Decreasing on  $(-\infty, \infty)$   
Concave down on  $(-\infty, \infty)$



No critical values on  $[0, \infty)$   
No inflection points  
Increasing on  $[0, \infty)$   
Concave down on  $[0, \infty)$

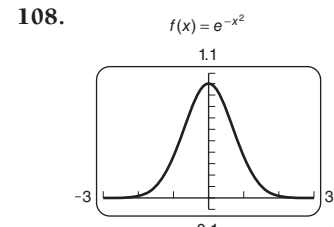
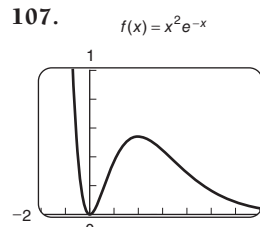


No critical values  
No inflection points  
Increasing on  $[0, \infty)$   
Concave down on  $[0, \infty)$



(c)  $C'(t) = 10te^{-t}(2 - t);$   
 $-(x^3 + x^2 + x - 1)e^{-x}$

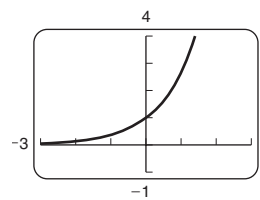
**98.**  $\frac{-(x^3 + x^2 + x - 1)e^{-x}}{(1 + x^2)^2}$



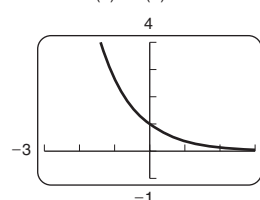
Relative minimum at  $(0, 0)$ ;  
relative maximum at  $(2, 0.5413)$

Relative maximum at  $(0, 1)$

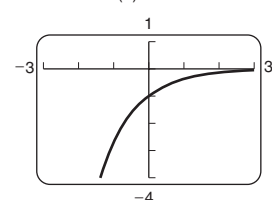
**109.**  $f(x) = f'(x) = f''(x) = e^x$



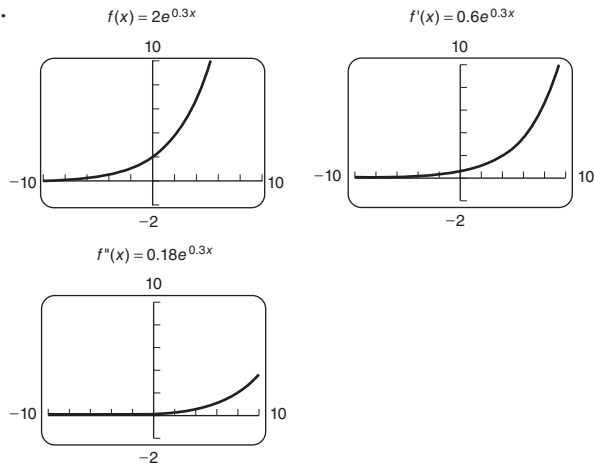
**110.**  $f(x) = f''(x) = e^{-x}$



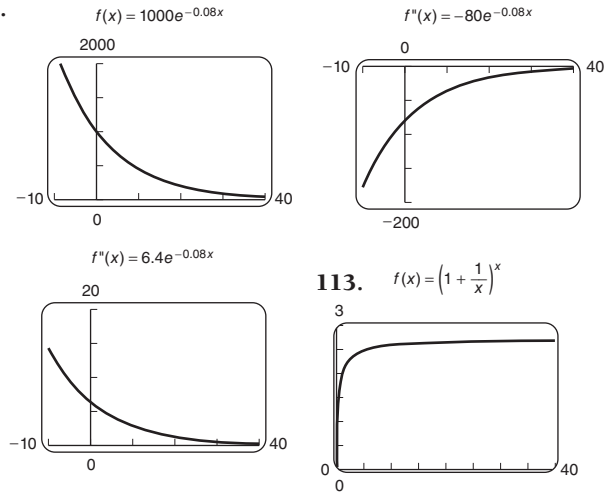
$f'(x) = -e^{-x}$



111.



112.



**Exercise Set 3.2, p. 334**

65.  $\frac{2e^x}{x} + 2e^x \ln x$     66.  $\frac{e^{2x}}{x} + 2e^{2x} \ln x$     74.  $\frac{\ln(2x) + \ln(7x)}{x}$

79. (b)  $N'(a) = \frac{500}{a}$ ,  $N'(10) = 50$  units per \$1000 spent on advertising

80. (b)  $N'(a) = \frac{200}{a}$ ,  $N'(10) = 20$  units per \$1000 spent on advertising

87. (e)  $S'(t) = \frac{-20}{t+1}$

88. (e)  $S'(t) = \frac{-15}{t+1}$     89. (c)  $v'(p) = \frac{0.37}{p}$

94.  $\frac{4[\ln(x+5)]^3}{x+5}$     95.  $\frac{1}{x \ln(3x) \cdot \ln(\ln(3x))}$

97.  $\frac{-1}{1-t} - \frac{1}{1+t}$ , or  $\frac{-2}{(1-t)(1+t)}$

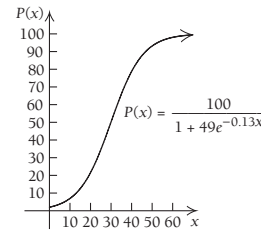
105.  $\frac{1}{\sqrt{x}(1-\sqrt{x})(1+\sqrt{x})}$ , or  $\frac{1}{\sqrt{x}(1-x)}$

**Exercise Set 3.3, p. 347**

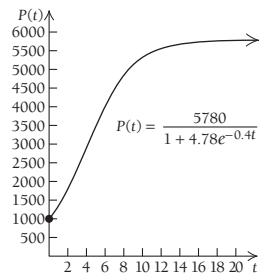
28.  $k = 0.1802$ , or 18.02%;  $R(t) = 1.265e^{0.1802t}$ , where  $t_0 = 1986$ ; \$137.04 billion    29. (d) For the years 2010–2020, the total cost of Forever Stamps is  $11 \times \$4400$ , or \$48,400. For the years 2010–2012, the cost of regular first-class stamps is  $3 \times \$4400$ , or \$13,200. If the price of a regular postage stamp increases to 51¢ in 2013, the cost of postage for the years 2013–2015 would be  $3 \times \$0.51 \times 10,000$ , or \$15,300. If the

price increases to 60¢ in 2016, the cost for the years 2016–2018 would be  $3 \times \$0.60 \times 10,000$ , or \$18,000. If the price increases to 69¢ in 2019, the cost for the years 2019–2020 would be  $2 \times \$0.69 \times 10,000$ , or \$13,800. Thus, the total cost of regular first-class stamps for the years 2010–2020 would be \$13,200 + \$15,300 + \$18,000 + \$13,800 for a total of \$60,300. Thus, by buying Forever Stamps, the firm would save  $\$60,300 - \$48,400$ , or \$11,900.

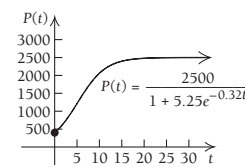
31. (d)



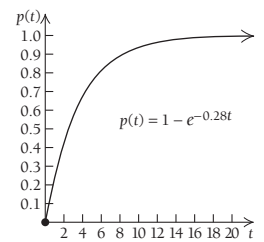
43. (c)



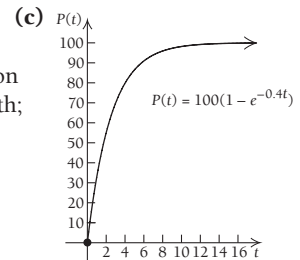
44. (c)



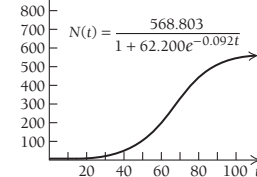
46. (c)



47. (b) at 7 months, the percentage of doctors who are prescribing the medication is growing by 2.4% per month;

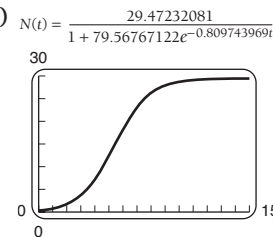


48. (c)



An unrestricted growth model is inappropriate since the population of the university is bounded.

49. (c)



(d)  $N'(t) = \frac{1898.885181e^{-0.809743969t}}{(1 + 79.56767122e^{-0.809743969t})^2}$

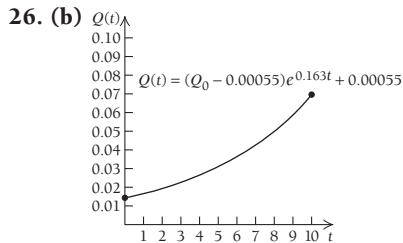
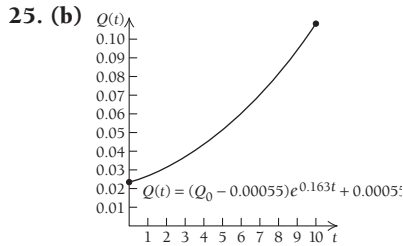
69. (a)  $R(0) = \$2$  million; this represents the initial revenue of the corporation at its inception.

(b)  $\lim_{t \rightarrow \infty} R(t) = \$4000$  million =  $R_{\max}$ ; this represents the upper limit of the revenue of the company over all time. It is never actually attained.



**Exercise Set 3.4, p. 360**

24. (a)  $V(t) = 34,001.78697 \cdot 0.6702977719^x$ ;  
 $V(t) = 34,001.78697e^{-0.4000332297t}$ ; (b) \$2067.20, \$622.56;



27. (b) 1,953,564 farms, 1,753,573 farms  
 28. (c) 230 months

**Exercise Set 3.5, p. 368**

17.  $\frac{5}{(5x+1)\ln 6}$     18.  $\frac{9}{(9x-2)\ln 32}$     19.  $\frac{6}{(6x-7)\ln 10}$

20.  $\frac{5}{(5x+4)\ln 10}$     21.  $\frac{3x^2+1}{(x^3+x)\ln 8}$     22.  $\frac{4x^3-1}{(x^4-x)\ln 9}$

23.  $\frac{2}{(x-2\sqrt{x})\ln 7}$     24.  $-\frac{1}{3(\ln 6)(x+5x^{2/3})}$

25.  $\frac{6^x}{x \cdot \ln 7} + 6^x \cdot \ln 6 \cdot \log_7 x$     26.  $\frac{5^x}{x \cdot \ln 2} + 5^x \cdot \ln 5 \cdot \log_2 x$

27.  $5(\log_{12} x)^4 \left(\frac{1}{x \ln 12}\right)$     28.  $7(\log_9 x)^6 \left(\frac{1}{x \ln 9}\right)$

29.  $\frac{(4x+1)7^x \cdot \ln 7 - 4 \cdot 7^x}{(4x+1)^2}$

31.  $\frac{6 \cdot 5^{2x^3-1}}{(6x+5)(\ln 10)} + (\ln 5)5^{2x^3-1} \cdot 6x^2 \cdot \log(6x+5)$

32.  $4^{2x^4+8} \cdot \ln 4 \cdot 8x^3 \cdot \log(7x+3) + \frac{7 \cdot 4^{2x^4+8}}{(\ln 10)(7x+3)}$

33.  $(\ln 7)7^x \cdot (\log_4 x)^9 + \frac{7^x \cdot 9 \cdot (\log_4 x)^8}{x \cdot \ln 4}$

35.  $5(3x^5+x)^4(15x^4+1) \cdot (\log_3 x) + \frac{(3x^5+x)^5}{\ln 3 \cdot x}$

44. (d)  $dl/dR = I_0 10^R (\ln 10)$     45. (c) The power mower is  $10^9$  times louder than a just audible sound.

54.  $\left(e^x(\ln x) + \frac{e^x}{x}\right)x^{e^x}$

**Exercise Set 3.6, p. 376**

1. (a)  $E(x) = \frac{x}{400-x}$ ; (b)  $\frac{5}{11}$ , inelastic; (c) \$200

2. (a)  $E(x) = \frac{x}{500-x}$ ; (b)  $\frac{19}{231}$ , inelastic; (c) \$250

3. (a)  $E(x) = \frac{x}{50-x}$ ; (b) 11.5, elastic; (c) \$25

4. (a)  $E(x) = \frac{x}{250-x}$ ; (b)  $\frac{57}{193}$ , inelastic; (c) \$125

5. (a)  $E(x) = 1$ ; (b) 1, unit elasticity; (c) total revenue is independent of  $x$ .    6. (a) 1; (b) 1, unit elasticity; (c) total revenue is independent of  $x$ .

7. (a)  $E(x) = \frac{x}{2(600-x)}$ ; (b) 0.10, inelastic; (c) \$400

8. (a)  $E(x) = \frac{x}{2(300-x)}$ ; (b) 2.5, elastic; (c) \$200

9. (a)  $E(x) = 0.25x$ ; (b) 2.5, elastic; (c) \$4

10. (a)  $E(x) = 0.05x$ ; (b) 4, elastic; (c) \$20

11. (a)  $E(x) = \frac{2x}{x+3}$ ; (b) 0.5, inelastic; (c) \$3

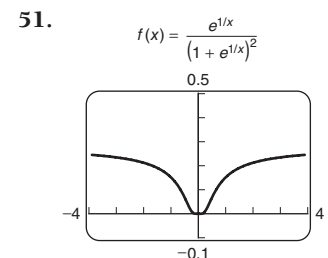
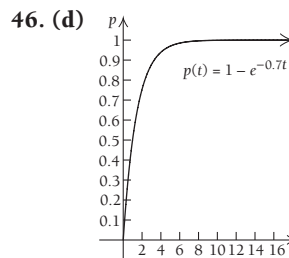
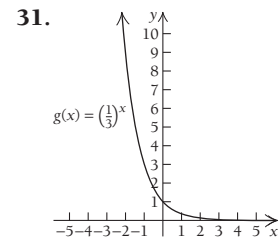
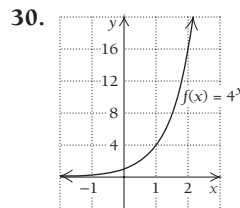
12. (a)  $E(x) = \frac{2x}{x+6}$ ; (b)  $\frac{8}{7}$ , elastic; (c) \$6

13. (b) approximately 19¢; (c) prices greater than 19¢; (d) prices less than 19¢

14. (a)  $E(x) = -\frac{x(50-50x)}{63,000+50x-25x^2}$ , or  $-\frac{x(2-2x)}{2520+2x-x^2}$

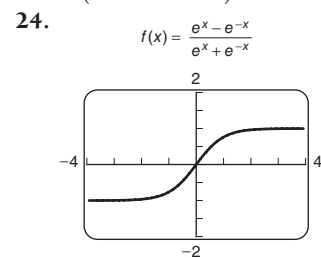
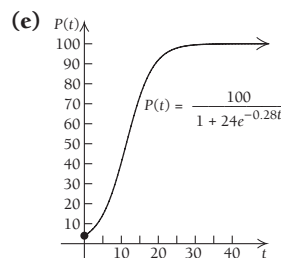
(b)  $\frac{9}{122}$ , inelastic; (d)  $\frac{29}{28}$ , elastic

**Chapter Review Exercises, p. 382**



**Chapter 3 Test, p. 384**

6.  $\frac{3e^x}{x} + 3e^x \cdot \ln x$     19. (c)  $P'(t) = \frac{672e^{-0.28t}}{(1+24e^{-0.28t})^2}$



26. (a)  $y = 686996.582 \cdot 1.086747476^x$ ,  
 $y = 686996.582 \cdot e^{0.0831892684x}$

**Extended Technology Application, p. 387**

1. Linear:  $R(t) = -5.2444t + 52.3333$

Quadratic:  $R(t) = 0.756x^2 - 13.5603x + 68.965$

Cubic:  $R(t) = -0.2107x^3 + 4.2327x^2 - 29.5954x + 87.044$

Exponential:  $R(t) = 68.4552(0.7868)^x$

The linear and cubic functions both reach  $R = 0$  too fast. The value from the quadratic function decreases as we might expect over time, but then it makes a dramatic rise. Most movies do not have this revenue pattern. The exponential function shows a steady decrease and approaches 0 as a limit, but never reaches it. It is a reasonable assumption that  $G$  gets smaller and smaller over time. Eventually, box office revenue reaches 0. Gross revenue thereafter comes from DVD rentals, TV rights, and electronic outlets, such as iTunes.

**2.**  $G = \$4.90, \$3.85, \$3.03, \$2.39, \$1.88, \$1.48, \$1.16, \$0.91$ , all in millions

**3.**  $R = \$239.79, \$243.64, \$246.67, \$249.06, \$250.94, \$252.43, \$253.58, \$254.49$ , all in millions. There are costs, such as marketing and shipping costs, associated with distributing a movie to theaters. Eventually, movie executives want the jump in revenue that comes with DVD and electronic rentals.

**4.**  $R(t) = \frac{251.1}{1 + 3.4687e^{-0.4183t}}$

**5.**  $R'(t) = \frac{364.3354}{(1 + 3.4687e^{-0.4183t})^2}$ , which represents the rate of change of the total revenue;  $\lim_{t \rightarrow \infty} R'(t) = 0$ , which means that eventually the total revenue does not change. From the logistic function, it would be about \$251.1 million, but the table shows about \$254 million.

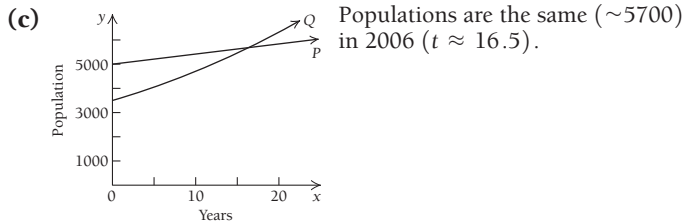
**6.** From the logistic function, it would be about \$745 million, but the table shows about \$762 million.

## Chapter 4

### Exercise Set 4.1, p. 396

**71. (c)**  $t = \frac{75}{32} \approx 2.344$  sec    **72. (a)** Alphaville:  $P(t) = 45t + 5000$ ,

Betaburgh:  $Q(t) = 3500e^{0.03t}$ ;    **(b)** Alphaville:  $P(10) = 5450$ ,  
Betaburgh:  $Q(10) = 4725$



**81.**  $\frac{1}{\ln 10} \cdot \ln x + C$ , or  $\log x + C$

### Exercise Set 4.2, p. 407

**40.**  $\sum_{x=1}^4 kf(x_i) = kf(x_1) + kf(x_2) + kf(x_3) + kf(x_4)$   
 $= k[f(x_1) + f(x_2) + f(x_3) + f(x_4)]$   
 $= k \sum_{x=1}^4 f(x_i);$

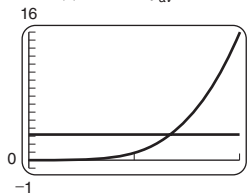
$\sum_{i=1}^n kf(x_i) = kf(x_1) + kf(x_2) + kf(x_3) + \dots + kf(x_n)$   
 $= k[f(x_1) + f(x_2) + f(x_3) + \dots + f(x_n)]$   
 $= k \sum_{i=1}^n f(x_i)$

### Exercise Set 4.3, p. 421

**21.** Total amount of the drug, in milligrams, in  $v$  cubic centimeters of blood    **56.**  $\frac{e^2 - 3}{2}$ , or approximately 2.195

### Technology Connection, p. 432

**1.**  $f(x) = x^4$  and  $y_{av} = 3.2$

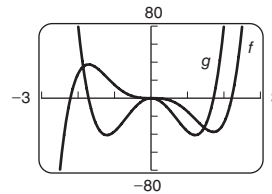


Over the interval  $[0, 2]$ , the areas under  $f(x) = x^4$  and  $y_{av} = 3.2$  are equal.

### Exercise Set 4.4, p. 433

**56. (b)** 73 is the score Antonio receives, on average, when he studies for 7–10 hr;    **(c)** 80 is the score Bonnie receives, on average, when she studies for 6–10 hr

**76. (a)**



### Exercise Set 4.5, p. 443

**40.**  $-\frac{1}{4(1+x^3)^4} + C$

**92.**  $x + 1 + 2 \ln(x + 1) + C$ , or  $x + 2 \ln(x + 1) + K$ , where  $K = 1 + C$     **93.**  $t - 4 - \ln(t - 4) + C$ , or

$t - \ln(t - 4) + K$ , where  $K = -4 + C$     **94.**  $\frac{(\ln x)^{-n+1}}{-n+1} + C$

### Exercise Set 4.6, p. 452

**8.**  $(-x - 1)e^{-x} + C$ , or  $-(x + 1)e^{-x} + C$ , or  $-xe^{-x} - e^{-x} + C$

**9.**  $\frac{x^3 \ln x}{3} - \frac{x^3}{9} + C$     **10.**  $\frac{x^4 \ln x}{4} - \frac{x^4}{16} + C$

**11.**  $\frac{1}{4}x^2 \ln x - \frac{1}{8}x^2 + C$     **12.**  $x^3 \ln x - \frac{x^3}{3} + C$

**13.**  $(x + 5) \ln(x + 5) - x + C$

**14.**  $(x + 4) \ln(x + 4) - x + C$

**15.**  $\left(\frac{x^2}{2} + 2x\right) \ln x - \frac{x^2}{4} - 2x + C$

**16.**  $\left(\frac{x^2}{2} + x\right) \ln x - \frac{x^2}{4} - x + C$

**17.**  $\left(\frac{x^2}{2} - x\right) \ln x - \frac{x^2}{4} + x + C$

**18.**  $\left(\frac{x^2}{2} - 2x\right) \ln x - \frac{x^2}{4} + 2x + C$

**19.**  $\frac{2}{3}x(x + 2)^{3/2} - \frac{4}{15}(x + 2)^{5/2} + C$

**20.**  $\frac{2}{3}x(x + 5)^{3/2} - \frac{4}{15}(x + 5)^{5/2} + C$

**21.**  $\frac{x^4}{4} \ln(2x) - \frac{x^4}{16} + C$ , or  $\frac{x^4 \ln 2}{4} - \frac{x^4 \ln x}{4} + \frac{x^4}{16} + C$

**22.**  $\frac{x^3}{3} \ln(5x) - \frac{x^3}{9} + C$     **23.**  $x^2 e^x - 2x e^x + 2e^x + C$

**24.**  $x(\ln x)^2 - 2x \ln x + 2x + C$

**25.**  $\frac{1}{2}x^2 e^{2x} - \frac{1}{2}x e^{2x} + \frac{1}{4}e^{2x} + C$     **26.**  $-\frac{x^{-4}}{4}(\ln x) - \frac{x^{-4}}{16} + C$

**27.**  $-\frac{1}{2}x^3 e^{-2x} - \frac{3}{4}x^2 e^{-2x} - \frac{3}{4}x e^{-2x} - \frac{3}{8}e^{-2x} + C$

**28.**  $\frac{1}{4}x^5 e^{4x} - \frac{5}{16}x^4 e^{4x} + \frac{5}{16}x^3 e^{4x} - \frac{15}{64}x^2 e^{4x} + \frac{15}{128}x e^{4x} - \frac{15}{512}e^{4x} + C$     **29.**  $\frac{1}{3}(x^4 + 4)e^{3x} - \frac{4}{9}x^3 e^{3x} + \frac{4}{9}x^2 e^{3x} - \frac{8}{27}x e^{3x} + \frac{8}{81}e^{3x} + C$     **30.**  $-x^3 e^{-x} - 3x^2 e^{-x} - 5x e^{-x} - 6e^{-x} + C$

**IA-34 ADDITIONAL INSTRUCTOR'S ANSWERS**

31.  $\frac{8}{3} \ln 2 - \frac{7}{9}$  32.  $4 \ln 2 - \frac{15}{16}$   
 33.  $14 \ln 14 - 10 \ln 10 - 4$  34.  $12 \ln 12 - 7 \ln 7 - 5$   
 43.  $\frac{2}{125}(5x + 1)^{5/2} - \frac{2}{75}(5x + 1)^{3/2} + C$ ; they are the same.  
 44. (a)  $2x(x - 3)^{1/2} - \frac{4}{3}(x - 3)^{3/2} + C$ ;  
 (b)  $\frac{2}{3}(x - 3)^{3/2} + 6(x - 3)^{1/2} + C$   
 50.  $\frac{5}{16}(13t^2 - 48)(4t + 7)^{4/5} - \frac{325}{288}t(4t + 7)^{9/5} + \frac{1625}{16,128}(4t + 7)^{14/5} + C$  51.  $\frac{2}{7}(27x^3 + 83x - 2)(3x + 8)^{7/6} - \frac{4}{91}(81x^2 + 83)(3x + 8)^{13/6} + \frac{1296}{1729}x(3x + 8)^{19/6} - \frac{2592}{43,225}(3x + 8)^{25/6} + C$  52.  $\frac{x^3}{3}(\ln x)^2 - \frac{2x^3}{9}(\ln x) + \frac{2x^3}{27} + C$   
 53.  $\frac{x^{n+1}}{n+1}(\ln x)^2 - \frac{2x^{n+1}}{(n+1)^2} \ln x + \frac{2x^{n+1}}{(n+1)^3} + C$   
 54.  $\frac{x^{n+1}}{n+1} \ln x - \frac{x^{n+1}}{(n+1)^2} + C$  55. Let  $u = x^n$  and  $dv = e^x dx$ . Then  $du = nx^{n-1} dx$  and  $v = e^x$ . Next, use integration by parts. 56. Let  $u = (\ln x)^n$  and  $dv = dx$ . Then  $du = \frac{n}{x}(\ln x)^{n-1} dx$  and  $v = x$ . Next, use integration by parts.

**Exercise Set 4.7, p. 457**

4.  $\ln |x + \sqrt{x^2 + 9}| + C$  6.  $-\frac{1}{2} \ln \left| \frac{2 + \sqrt{4 + x^2}}{x} \right| + C$   
 7.  $3 - x - 3 \ln |3 - x| + C$  8.  $\frac{1}{1 - x} + \ln |1 - x| + C$   
 9.  $\frac{1}{8(8 - x)} + \frac{1}{64} \ln \left| \frac{x}{8 - x} \right| + C$   
 10.  $\frac{1}{2} [x\sqrt{x^2 + 9} + 9 \ln |x + \sqrt{x^2 + 9}|] + C$   
 11.  $(\ln 3)x + x \ln x - x + C$  12.  $(\ln \frac{4}{5})x + x \ln x - x + C$   
 13.  $\frac{x^5}{5}(\ln x) - \frac{x^5}{25} + C$  14.  $-\frac{1}{2}x^3e^{-2x} - \frac{3}{4}x^2e^{-2x} - \frac{3}{4}xe^{-2x} - \frac{3}{8}e^{-2x} + C$  15.  $\frac{x^4}{4}(\ln x) - \frac{x^4}{16} + C$  16.  $x^5(\ln x) - \frac{x^5}{5} + C$   
 17.  $\ln |x + \sqrt{x^2 + 7}| + C$  18.  $-3 \ln \left| \frac{1 + \sqrt{1 - x^2}}{x} \right| + C$   
 19.  $\frac{2}{5 - 7x} + \frac{2}{5} \ln \left| \frac{x}{5 - 7x} \right| + C$   
 20.  $\frac{1}{5} \ln \left| \frac{x}{7x + 2} \right| + C$  21.  $-\frac{5}{4} \ln \left| \frac{x - 1/2}{x + 1/2} \right| + C$   
 22.  $\frac{3}{2} [t\sqrt{t^2 - \frac{1}{9}} - \frac{1}{9} \ln |t + \sqrt{t^2 + \frac{1}{9}}|] + C$   
 23.  $m\sqrt{m^2 + 4} + 4 \ln |m + \sqrt{m^2 + 4}| + C$   
 24.  $\frac{3}{x}(-\ln x - 1) + C$  25.  $\frac{5}{2x^2}(\ln x) + \frac{5}{4x^2} + C$   
 26.  $x(\ln x)^4 - 4x(\ln x)^3 + 12x(\ln x)^2 - 24x(\ln x) + 24 + C$   
 27.  $x^3e^x - 3x^2e^x + 6xe^x - 6e^x + C$   
 28.  $\frac{3}{2} \ln |x + \sqrt{x^2 + 25}| + C$  29.  $\frac{1}{15}(3x - 1)(1 + 2x)^{3/2} + C$   
 30.  $\frac{2}{135}(9x - 4)(2 + 3x)^{3/2} + C$  33.  $-4 \ln \left| \frac{x}{3x - 2} \right| + C$   
 34.  $\frac{-3}{4(2x - 3)} + \frac{1}{4} \ln |2x - 3| + C$   
 35.  $\frac{-1}{2(x - 2)} + \frac{1}{4} \ln \left| \frac{x}{x - 2} \right| + C$   
 36.  $\frac{1}{2} [e^x\sqrt{e^{2x} + 1} + \ln |e^x + \sqrt{e^{2x} + 1}|] + C$   
 37.  $\frac{-3}{e^{-x} - 3} + \ln |e^{-x} - 3| + C$   
 38.  $\frac{1}{4} [\ln x\sqrt{(\ln x)^2 + 49} + 49 \ln (\ln x + \sqrt{(\ln x)^2 + 49})] + C$

**Chapter Review Exercises, p. 466**

34.  $x^3 \ln x - \frac{x^3}{3} + C$  35.  $e^{3x}(\frac{1}{3}x^4 - \frac{4}{9}x^3 + \frac{4}{9}x^2 - \frac{8}{27}x + \frac{8}{81}) + C$   
 36.  $\frac{1}{14} \ln \left| \frac{7 + x}{7 - x} \right| + C$  37.  $\frac{1}{5}x^2e^{5x} - \frac{2}{25}xe^{5x} + \frac{2}{125}e^{5x} + C$   
 38.  $\frac{1}{49} + \frac{x}{7} - \frac{1}{49} \ln |7x + 1| + C$   
 39.  $\ln |x + \sqrt{x^2 - 36}| + C$  40.  $x^7 \left( \frac{\ln x}{7} - \frac{1}{49} \right) + C$   
 41.  $\frac{1}{64}e^{8x}(8x - 1) + C$  46.  $10x^3e^{0.1x} - 300x^2e^{0.1x} + 6000xe^{0.1x} - 60,000e^{0.1x} + C$   
 48.  $\frac{2}{75}(5x - 8)\sqrt{4 + 5x} + C$  54.  $\frac{1}{10} [\ln |t^5 + 3|]^2 + C$   
 55.  $-\frac{1}{2} \ln (1 + 2e^{-x}) + C$  56.  $(\ln \sqrt{x})^2 + C$ , or  $\frac{1}{4}(\ln x)^2 + C$   
 57.  $x^{92} \left( \frac{\ln x}{92} - \frac{1}{8464} \right) + C$  58.  $(x - 3) \ln (x - 3) - (x - 4) \ln (x - 4) + C$  59.  $\frac{1}{3(\ln x)^3} + C$   
 60.  $\frac{3}{7}(x + 3)^{7/3} - \frac{9}{4}(x + 3)^{4/3} + C$   
 61.  $\frac{1}{16}(2x + 1)^2 - \frac{1}{4}(2x + 1) + \frac{1}{8} \ln (2x + 1) + C$

**Chapter 4 Test, p. 468**

17.  $\frac{x^4}{4} \ln x^4 - \frac{x^4}{4} + C$ , or  $x^4 \ln |x| - \frac{x^4}{4} + C$   
 19.  $\frac{1}{7} \ln \left| \frac{x}{7 - x} \right| + C$  26.  $x^5e^x - 5x^4e^x + 20x^3e^x - 60x^2e^x + 120xe^x - 120e^x + C$   
 27.  $\frac{1}{6}e^{x^6} + C$  28.  $\frac{2}{3}x^{3/2}(\ln x) - \frac{4}{9}x^{3/2} + C$   
 29.  $\frac{1}{16} \ln \left( \frac{8 + x}{8 - x} \right) + C$   
 30.  $-10x^4e^{-0.1x} - 400x^3e^{-0.1x} - 12,000x^2e^{-0.1x} - 240,000xe^{-0.1x} - 2,400,000e^{-0.1x} + C$   
 34.  $(x + 3) \ln (x + 3) - (x + 5) \ln (x + 5) + C$   
 35.  $\frac{3}{10}(8x^3 + 10)(5x - 4)^{2/3} - \frac{108}{125}x^2(5x - 4)^{5/3} + \frac{81}{625}x(5x - 4)^{8/3} - \frac{243}{34,375}(5x - 4)^{11/3} + C$   
 36.  $\frac{2}{27}(3x - 2)^{3/2} + \frac{4}{9}(3x - 2)^{1/2} + C$   
 37.  $x + 8 \ln x - \frac{16}{x} + C$

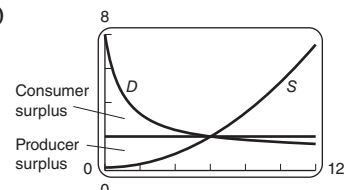
**Chapter 5**

**Technology Connection, p. 474**

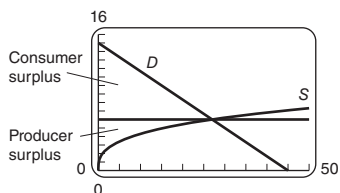
1. <sup>30</sup> The point of intersection is (2, 9); this is the equilibrium point.

**Exercise Set 5.1, p. 479**

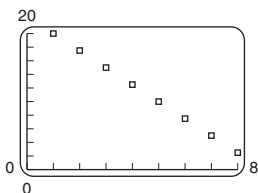
19. (a) (6, \$2); (b) (c) \$7.62; (d) \$7.20



20. (a) (27, \$6); (b) (c) \$121.50; (d) \$40.50



21. (a) Linear

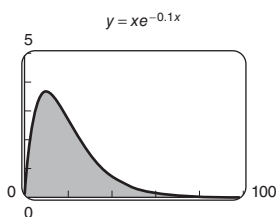


**Exercise Set 5.2, p. 489**

37. (c) 4%: \$688,339, 6%: \$582,338, 8%: \$498,815, 10%: \$432,332

**Exercise Set 5.3, p. 496**

- 53.



**Exercise Set 5.4, p. 506**

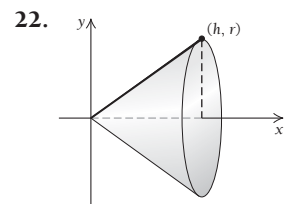
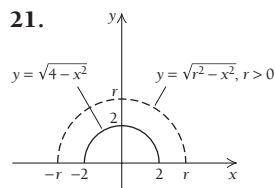
1.  $\int_1^3 \frac{1}{4}x \, dx = \left[ \frac{x^2}{8} \right]_1^3 = \frac{9}{8} - \frac{1}{8} = 1$
2.  $\int_0^1 2x \, dx = \left[ 2 \cdot \frac{x^2}{2} \right]_0^1 = [x^2]_0^1 = 1^2 - 0^2 = 1$
3.  $\int_0^{1/3} 3 \, dx = [3x]_0^{1/3} = 3\left(\frac{1}{3} - 0\right) = 1$
4.  $\int_3^8 \frac{1}{5} \, dx = \left[ \frac{x}{5} \right]_3^8 = \frac{8}{5} - \frac{3}{5} = \frac{5}{5} = 1$
5.  $\int_0^4 \frac{3}{64}x^2 \, dx = \left[ \frac{x^3}{64} \right]_0^4 = \frac{1}{64}(4^3 - 0^3) = 1$
6.  $\int_1^3 \frac{3}{26}x^2 \, dx = \left[ \frac{3}{26} \cdot \frac{x^3}{3} \right]_1^3 = \left[ \frac{x^3}{26} \right]_1^3 = \frac{3^3}{26} - \frac{1^3}{26} = \frac{26}{26} = 1$
7.  $\int_1^e \frac{1}{x} \, dx = [\ln x]_1^e = \ln e - \ln 1 = 1 - 0 = 1$
8.  $\int_0^1 \frac{1}{e-1} e^x \, dx = \left[ \frac{1}{e-1} e^x \right]_0^1 = \frac{1}{e-1} e^1 - \frac{1}{e-1} e^0 = \frac{e}{e-1} - \frac{1}{e-1} = \frac{e-1}{e-1} = 1$
9.  $\int_{-1}^1 \frac{3}{2}x^2 \, dx = \left[ \frac{x^3}{2} \right]_{-1}^1 = \frac{1^3}{2} - \frac{(-1)^3}{2} = \frac{1}{2} + \frac{1}{2} = 1$
10.  $\int_{-2}^1 \frac{1}{3}x^2 \, dx = \left[ \frac{1}{3} \cdot \frac{x^3}{3} \right]_{-2}^1 = \frac{1^3}{9} - \frac{(-2)^3}{9} = \frac{1}{9} - \frac{-8}{9} = 1$
11.  $\int_0^\infty 3e^{-3x} \, dx = \lim_{b \rightarrow \infty} \int_0^b 3e^{-3x} \, dx = \lim_{b \rightarrow \infty} [-e^{-3x}]_0^b = \lim_{b \rightarrow \infty} [-e^{-3b} - (-e^0)] = \lim_{b \rightarrow \infty} \left(-\frac{1}{e^{3b}} + 1\right) = 1$
12.  $\int_0^\infty 4e^{-4x} \, dx = \lim_{b \rightarrow \infty} \int_0^b 4e^{-4x} \, dx = \lim_{b \rightarrow \infty} \left[ -\frac{4}{4} e^{-4x} \right]_0^b = \lim_{b \rightarrow \infty} [-e^{-4b} - (-e^{-4 \cdot 0})] = \lim_{b \rightarrow \infty} \left(-\frac{1}{e^{4b}} + 1\right) = 1$

19.  $\frac{1}{2}; f(x) = \frac{2-x}{2}$     21.  $\frac{1}{\ln 3}; f(x) = \frac{1}{x \ln 3}$   
 22.  $\frac{1}{\ln 2}; f(x) = \frac{1}{x \ln 2}$     35. (a)  $k \approx \frac{1}{59,119.3} \approx 0.000017$   
 36. (a)  $k \approx \frac{1}{76,770.2} \approx 0.000013$     42. (b)  $n = 23$

**Exercise Set 5.5, p. 520**

1.  $\mu = E(x) = 5, E(x^2) = \frac{79}{3}, \sigma^2 = \frac{4}{3}, \sigma = \frac{2}{\sqrt{3}}$
2.  $\mu = E(x) = \frac{11}{2}, E(x^2) = \frac{97}{3}, \sigma^2 = \frac{25}{12}, \sigma = \frac{5}{2\sqrt{3}}$
3.  $\mu = E(x) = \frac{8}{3}, E(x^2) = 8, \sigma^2 = \frac{8}{9}, \sigma = \frac{2\sqrt{2}}{3}$
4.  $\mu = E(x) = 2, E(x^2) = \frac{9}{2}, \sigma^2 = \frac{1}{2}, \sigma = \sqrt{\frac{1}{2}}$
5.  $\mu = E(x) = \frac{13}{6}, E(x^2) = 5, \sigma^2 = \frac{11}{36}, \sigma = \frac{\sqrt{11}}{6}$
6.  $\mu = E(x) = \frac{14}{9}, E(x^2) = \frac{5}{2}, \sigma^2 = \frac{13}{162}, \sigma = \frac{1}{9}\sqrt{\frac{13}{2}}$
7.  $\mu = E(x) = 0, E(x^2) = \frac{3}{5}, \sigma^2 = \frac{3}{5}, \sigma = \sqrt{\frac{3}{5}}$
8.  $\mu = E(x) = -\frac{5}{4}, E(x^2) = \frac{11}{5}, \sigma^2 = \frac{51}{80}, \sigma = \frac{1}{4}\sqrt{\frac{51}{5}}$
9.  $\mu = E(x) = \frac{6}{\ln 5}, E(x^2) = \frac{27}{\ln 5}, \sigma^2 = \frac{27 \ln 5 - 36}{(\ln 5)^2}, \sigma = \frac{\sqrt{27 \ln 5 - 36}}{\ln 5}$
10.  $\mu = E(x) = \frac{2.4}{\ln 4}, E(x^2) = \frac{4.8}{\ln 4}, \sigma^2 = \frac{4.8 \ln 4 - 5.76}{(\ln 4)^2}, \sigma = \frac{\sqrt{4.8 \ln 4 - 5.76}}{\ln 4}$
61.  $\mu = E(x) = \frac{b+a}{2}, E(x^2) = \frac{b^2 + ab + a^2}{3}, \sigma^2 = \frac{(b-a)^2}{12}, \sigma = \frac{b-a}{2\sqrt{3}}$
62.  $\mu = E(x) = \frac{3a}{2}, E(x^2) = 3a^2, \sigma^2 = \frac{3a^2}{4}, \sigma = \frac{a\sqrt{3}}{2}$

**Exercise Set 5.6, p. 525**



The graphs are semicircles. Their rotation about the x-axis creates spheres of radius 2 and r, respectively.

Let  $y = \frac{r}{h}x$ .

**Exercise Set 5.7, p. 533**

1.  $y = x^5 + C; y = x^5, y = x^5 - 1, y = x^5 + \pi$  (answers may vary)
2.  $y = x^6 + C; y = x^6, y = x^6 - 1, y = x^6 + \pi$  (answers may vary)
3.  $y = \frac{1}{2}e^{2x} + \frac{1}{2}x^2 + C; y = \frac{1}{2}e^{2x} + \frac{1}{2}x^2, y = \frac{1}{2}e^{2x} + \frac{1}{2}x^2 - 3, y = \frac{1}{2}e^{2x} + \frac{1}{2}x^2 + 3$  (answers may vary)
4.  $y = \frac{1}{4}e^{4x} - \frac{1}{2}x^2 + 2x + C; y = \frac{1}{4}e^{4x} - \frac{1}{2}x^2 + 2x, y = \frac{1}{4}e^{4x} - \frac{1}{2}x^2 + 2x - 4, y = \frac{1}{4}e^{4x} - \frac{1}{2}x^2 + 2x + 57.2$  (answers may vary)

**IA-36 ADDITIONAL INSTRUCTOR'S ANSWERS**

5.  $y = 8 \ln x - \frac{1}{3}x^3 + \frac{1}{6}x^6 + C$ ;  $y = 8 \ln x - \frac{1}{3}x^3 + \frac{1}{6}x^6$ ,  
 $y = 8 \ln x - \frac{1}{3}x^3 + \frac{1}{6}x^6 + 5$ ,  $y = 8 \ln x - \frac{1}{3}x^3 + \frac{1}{6}x^6 - 17$   
 (answers may vary)

6.  $y = 3 \ln x + \frac{1}{3}x^3 - \frac{1}{5}x^5 + C$ ;  $y = 3 \ln x + \frac{1}{3}x^3 - \frac{1}{5}x^5$ ,  
 $y = 3 \ln x + \frac{1}{3}x^3 - \frac{1}{5}x^5 - 7$ ,  $y = 3 \ln x + \frac{1}{3}x^3 - \frac{1}{5}x^5 + \frac{5}{3}$   
 (answers may vary)

7.  $y = \frac{1}{3}x^3 + x^2 - 3x + 4$

8.  $y = x^3 - \frac{1}{2}x^2 + 5x + 6$     9.  $f(x) = \frac{2}{5}x^{5/3} - \frac{1}{2}x^2 - \frac{61}{10}$

10.  $f(x) = \frac{5}{7}x^{7/5} + \frac{1}{2}x^2 - \frac{115}{14}$

11.  $y' = \ln x + 3$ ;  $y'' = 1/x$       12.  $y' = \ln x - 5$ ;  $y'' = 1/x$

$y'' - \frac{1}{x}$	0
$\frac{1}{x} - \frac{1}{x}$	0
0	0

$y'' - \frac{1}{x}$	0
$\frac{1}{x} - \frac{1}{x}$	0
0	0

13.  $y' = 4e^x + 3xe^x$ ;  $y'' = 7e^x + 3xe^x$

$y'' - 2y' + y$	0
$(7e^x + 3xe^x) - 2(4e^x + 3xe^x) + (e^x + 3xe^x)$	0
$(7e^x - 8e^x + e^x) + (3xe^x - 6xe^x + 3xe^x)$	0
0	0

14.  $y' = -e^x + xe^x$ ;  $y'' = xe^x$

$y'' - 2y' + y$	0
$(xe^x) - 2(-e^x + xe^x) + (-2e^x + xe^x)$	0
$(xe^x - 2xe^x + xe^x) + (2e^x - 2e^x)$	0
0	0

19.  $y = \sqrt{2x^2 + C_1}$ ,  $y = -\sqrt{2x^2 + C_1}$ , where  $C_1 = 2C$

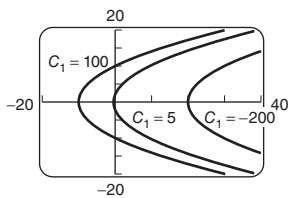
20.  $y = \sqrt{\frac{1}{2}x^2 + C}$  and  $y = -\sqrt{\frac{1}{2}x^2 + C}$

21.  $y = \sqrt{12x + C_1}$  and  $y = -\sqrt{12x + C_1}$ , where  $C_1 = 2C$

22.  $y = \sqrt[3]{21x + C_1}$ , where  $C_1 = 3C$

33.  $C(x) = 2.6x - 0.01x^2 + 120$ ,  $A(x) = 2.6 - 0.01x + \frac{120}{x}$

51.  $y_1 = \sqrt{10x + C_1}$  and  
 $y_2 = -\sqrt{10x + C_1}$ ,  
 where  $C_1 = 2C$

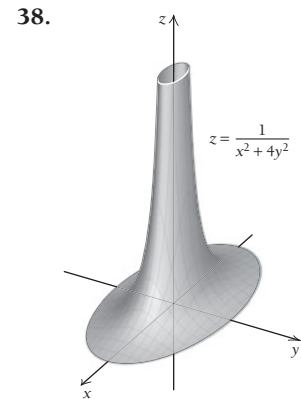
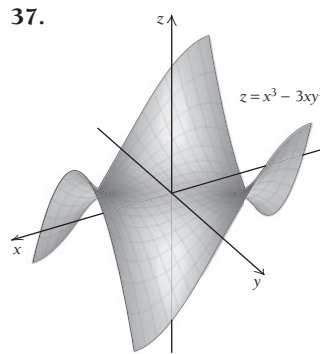
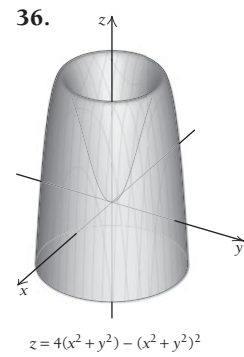
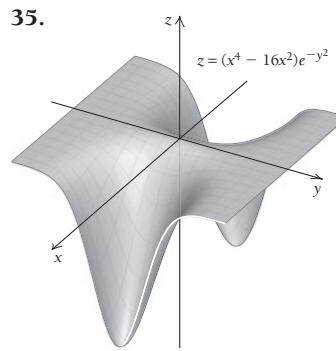
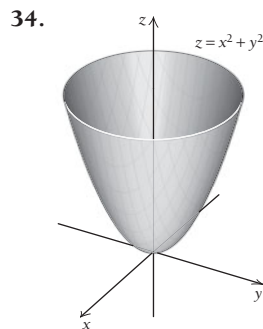
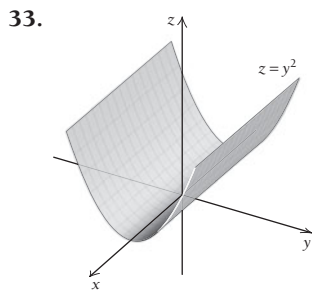


**Extended Technology Application, p. 545**

1.  $y = 0.00525488582427x^3 - 0.31949926791313x^2 + 5.2617546608767x - 8.994864719578$

**Chapter 6**

**Exercise Set 6.1, p. 554**



**Exercise Set 6.2, p. 562**

16.  $\frac{y}{x}$ ;  $1 + \ln(xy)$     17.  $\frac{1}{y} + \frac{y}{3x^2}$ ;  $-\frac{x}{y^2} - \frac{1}{3x}$

18.  $\frac{1}{y} - \frac{y}{5x^2}$ ;  $-\frac{x}{y^2} + \frac{1}{5x}$

35.  $4y^2e^{2xy}$ ;  $4xye^{2xy} + 2e^{2xy}$ ;  $4xye^{2xy} + 2e^{2xy}$ ;  $4x^2e^{2xy}$

36.  $y^2e^{xy}$ ;  $xye^{xy} + e^{xy}$ ;  $xye^{xy} + e^{xy}$ ;  $x^2e^{xy}$

41. (b)  $\frac{\partial p}{\partial x} = 960\left(\frac{y}{x}\right)^{3/5}$ ,  $\frac{\partial p}{\partial y} = 1440\left(\frac{x}{y}\right)^{2/5}$ ;

(c)  $\frac{\partial p}{\partial x}\bigg|_{(32, 1024)} = 7680$ ,  $\frac{\partial p}{\partial y}\bigg|_{(32, 1024)} = 360$

42. (b)  $\frac{\partial p}{\partial x} = 1117.8\left(\frac{y}{x}\right)^{0.379}$ ,  $\frac{\partial p}{\partial y} = 682.2\left(\frac{x}{y}\right)^{0.621}$ ;

(c)  $\frac{\partial p}{\partial x}\bigg|_{(2500, 1700)} \approx 966$ ,  $\frac{\partial p}{\partial y}\bigg|_{(2500, 1700)} \approx 867$

43. (b)  $\frac{\partial P}{\partial w} = -0.005075w^{-1.638}r^{1.038}s^{0.873}t^{2.468}$ ,

$\frac{\partial P}{\partial r} = 0.008257w^{-0.638}r^{0.038}s^{0.873}t^{2.468}$ ,

$\frac{\partial P}{\partial s} = 0.006945w^{-0.638}r^{1.038}s^{-0.127}t^{2.468}$ ,

$\frac{\partial P}{\partial t} = 0.019633w^{-0.638}r^{1.038}s^{0.873}t^{1.468}$

57.  $f_x = \frac{-4xt^2}{(x^2 - t^2)^2}$ ;  $f_t = \frac{4x^2t}{(x^2 - t^2)^2}$

58.  $f_x = \frac{-x^4 + 3x^2t + 2xt}{(x^3 + t)^2}$ ;  $f_t = \frac{-x^3 - x^2}{(x^3 + t)^2}$

59.  $f_x = \frac{1}{\sqrt{x}(1 + 2\sqrt{t})}$ ;  $f_t = \frac{-1 - 2\sqrt{x}}{\sqrt{t}(1 + 2\sqrt{t})^2}$

60.  $f_x = \frac{3}{4}\sqrt[4]{\frac{t^5}{x}}; f_t = \frac{5}{4}\sqrt[4]{x^3 t}$   
 61.  $f_x = 4x^{-1/3} - 2x^{-3/4}t^{1/2} + 6x^{-3/2}t^{3/2};$   
 $f_t = -4x^{1/4}t^{-1/2} - 18x^{-1/2}t^{1/2}$   
 62.  $f_x = \frac{-20xt^2(x^2 + t^2)^4}{(x^2 - t^2)^6}; f_t = \frac{20x^2t(x^2 + t^2)^4}{(x^2 - t^2)^6}$   
 63.  $f_{xx} = \frac{-6y}{x^4}; f_{xy} = \frac{-2}{y^3} + \frac{2}{x^3}; f_{yx} = \frac{-2}{y^3} + \frac{2}{x^3}; f_{yy} = \frac{6x}{y^4}$   
 64.  $f_{xx} = \frac{2y^2}{(x-y)^3}; f_{xy} = \frac{-2xy}{(x-y)^3}; f_{yx} = \frac{-2xy}{(x-y)^3}; f_{yy} = \frac{2x^2}{(x-y)^3}$

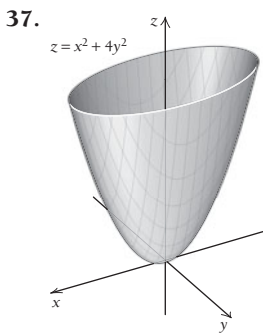
**Exercise Set 6.3, p. 570**

20. (a)  $R = 78p_1 - 6p_1^2 - 6p_1p_2 + 66p_2 - 6p_2^2;$   
 (b)  $p_1 = 5$ , or \$50,  $p_2 = 3$ , or \$30; (c)  $q_1 = 39$ ,  
 or 3900 units,  $q_2 = 33$ , or 3300 units

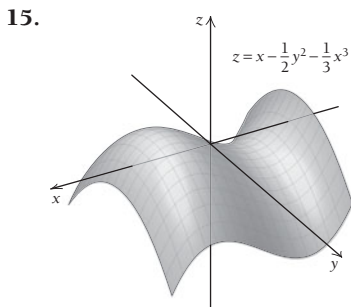
**Exercise Set 6.5, p. 586**

19.  $r = \sqrt[3]{\frac{27}{2\pi}} \approx 1.6$  ft,  $h = 2r \approx 3.2$  ft; about 48.3 ft<sup>3</sup>  
 20.  $r = \sqrt[3]{\frac{99}{2\pi}} \approx 2.5$  in.,  $h = 2r \approx 5.0$  in.; about 117.8 in<sup>3</sup>  
 21. (a)  $R = 64p_1 - 4p_1^2 - 4p_1p_2 + 56p_2 - 4p_2^2;$   
 (b)  $p_1 = 6$ , or \$60,  $p_2 = 4$ , or \$40;  
 (c)  $q_1 = 32$ , or 3200 units,  $q_2 = 28$ , or 2800 units; (d) \$304,000  
 31. (a)  $P(x, y) = 45x + 50y$ , 180 acres of celery and  
 120 acres of lettuce, \$14,100 profit; (b) 270 acres  
 of lettuce and zero acres of celery, \$14,100 profit  
 32. Minimum =  $-\frac{9}{2}$  at  $(\sqrt{\frac{9}{2}}, -\sqrt{\frac{9}{2}})$  and  $(-\sqrt{\frac{9}{2}}, \sqrt{\frac{9}{2}})$   
 34. Maximum =  $\sqrt{3}$  at  $(\frac{1}{\sqrt{3}}, \frac{1}{\sqrt{3}}, \frac{1}{\sqrt{3}})$   
 35. Maximum =  $\frac{8}{27}$  at  $(\pm\sqrt{\frac{2}{3}}, \pm\sqrt{\frac{2}{3}}, \pm\sqrt{\frac{2}{3}})$   
 36. Maximum = 6 at  $(\frac{2}{3}, \frac{4}{3}, -\frac{4}{3})$

**Chapter Review Exercises, p. 598**

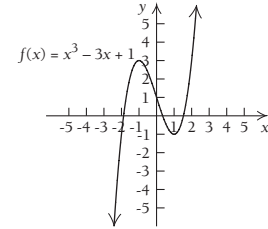


**Chapter 6 Test, p. 599**

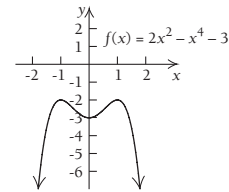


**Cumulative Review, p. 602**

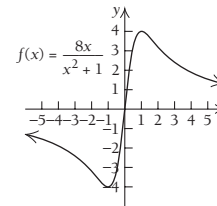
29. Relative maximum at  $(-1, 3)$ , relative minimum at  $(1, -1)$ ; point of inflection at  $(0, 1)$ ; increasing on  $(-\infty, -1)$  and  $(1, \infty)$ , decreasing on  $(-1, 1)$ ; concave down on  $(-\infty, 0)$ , concave up on  $(0, \infty)$



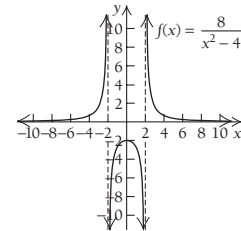
30. Relative maxima at  $(-1, -2)$  and  $(1, -2)$ , relative minimum at  $(0, -3)$ ; points of inflection at  $(-\frac{1}{\sqrt{3}}, -\frac{22}{9})$  and  $(\frac{1}{\sqrt{3}}, -\frac{22}{9})$ ; increasing on  $(-\infty, -1)$  and  $(0, 1)$ , decreasing on  $(-1, 0)$  and  $(1, \infty)$ ; concave down on  $(-\infty, -\frac{1}{\sqrt{3}})$  and  $(\frac{1}{\sqrt{3}}, \infty)$ , concave up on  $(-\frac{1}{\sqrt{3}}, \frac{1}{\sqrt{3}})$



31. Relative maximum at  $(1, 4)$ ; relative minimum at  $(-1, -4)$ ; points of inflection at  $(-\sqrt{3}, -2\sqrt{3})$  and  $(0, 0)$  and  $(\sqrt{3}, 2\sqrt{3})$ ; decreasing on  $(-\infty, -1)$  and  $(1, \infty)$ , increasing on  $(-1, 1)$ ; concave down on  $(-\infty, -\sqrt{3})$  and  $(0, \sqrt{3})$ , concave up on  $(-\sqrt{3}, 0)$  and  $(\sqrt{3}, \infty)$ ; horizontal asymptote at  $y = 0$



32. Relative maximum at  $(0, -2)$ ; no points of inflection; vertical asymptotes at  $x = -2$  and  $x = 2$ ; horizontal asymptote at  $y = 0$ ; increasing on  $(-\infty, -2)$  and  $(-2, 0)$ , decreasing on  $(0, 2)$  and  $(2, \infty)$ ; concave up on  $(-\infty, -2)$  and  $(2, \infty)$ , concave down on  $(-2, 2)$



**Appendix A, p. 614**

55.  $\frac{1}{81}x^8y^{20}z^{-16}$ , or  $\frac{x^8y^{20}}{81z^{16}}$  56.  $\frac{1}{125}x^{-9}y^{21}z^{15}$ , or  $\frac{y^{21}z^{15}}{125x^9}$   
 57.  $9x^{-16}y^{14}z^4$ , or  $\frac{9y^{14}z^4}{x^{16}}$  58.  $625x^{16}y^{-20}z^{-12}$ , or  $\frac{625x^{16}}{y^{20}z^{12}}$

# Summary of Important Formulas for Differentiation

- 1. Power Rule.** For any real number  $k$ ,  $\frac{d}{dx} x^k = kx^{k-1}$ .
- 2. Derivative of a Constant Function.** If  $F(x) = c$ , then  $F'(x) = 0$ .
- 3. Derivative of a Constant Times a Function.** If  $F(x) = cf(x)$ ,  
then  $F'(x) = cf'(x)$ .
- 4. Derivative of a Sum.** If  $F(x) = f(x) + g(x)$ , then  
 $F'(x) = f'(x) + g'(x)$ .
- 5. Derivative of a Difference.** If  $F(x) = f(x) - g(x)$ , then  
 $F'(x) = f'(x) - g'(x)$ .
- 6. Derivative of a Product.** If  $F(x) = f(x)g(x)$ , then  
 $F'(x) = f(x)g'(x) + g(x)f'(x)$ .
- 7. Derivative of a Quotient.** If  $F(x) = \frac{f(x)}{g(x)}$ , then  
 $F'(x) = \frac{g(x)f'(x) - f(x)g'(x)}{[g(x)]^2}$ .
- 8. Extended Power Rule.** If  $F(x) = [g(x)]^k$ , then  
 $F'(x) = k[g(x)]^{k-1}g'(x)$ .
- 9. Chain Rule.** If  $F(x) = f[g(x)]$ , then  $F'(x) = f'[g(x)]g'(x)$ .  
Or, if  $y = f(u)$  and  $u = g(x)$ , then

$$\frac{dy}{dx} = \frac{dy}{du} \cdot \frac{du}{dx}$$

# Summary of Important Formulas for Differentiation

*(continued)*

$$10. \frac{d}{dx} e^x = e^x$$

$$11. \frac{d}{dx} e^{f(x)} = e^{f(x)} \cdot f'(x)$$

$$12. \frac{d}{dx} \ln x = \frac{1}{x}, \quad x > 0$$

$$13. \frac{d}{dx} \ln f(x) = \frac{f'(x)}{f(x)}, \quad f(x) > 0$$

$$14. \frac{d}{dx} \ln |x| = \frac{1}{x}, \quad x \neq 0$$

$$15. \frac{d}{dx} \ln |f(x)| = \frac{f'(x)}{f(x)}, \quad f(x) \neq 0$$

$$16. \frac{d}{dx} a^x = (\ln a)a^x$$

$$17. \frac{d}{dx} \log_a x = \frac{1}{\ln a} \cdot \frac{1}{x}, \quad x > 0$$

$$18. \frac{d}{dx} \log_a |x| = \frac{1}{\ln a} \cdot \frac{1}{x}, \quad x \neq 0$$



# Table of Integrals

- Antiderivative of a constant:  $\int k \, dx = kx + C$
- Antiderivative of a constant times a function:  $\int k \cdot f(x) \, dx = k \int f(x) \, dx$
- Sum/difference property of antidifferentiation:  
 $\int [f(x) \pm g(x)] \, dx = \int f(x) \, dx \pm \int g(x) \, dx$

1.  $\int x^n \, dx = \frac{x^{n+1}}{n+1} + C, \quad n \neq -1$
2.  $\int \frac{dx}{x} = \ln x + C, \quad x > 0$
3.  $\int u \, dv = uv - \int v \, du$
4.  $\int e^x \, dx = e^x + C$
5.  $\int e^{ax} \, dx = \frac{1}{a} \cdot e^{ax} + C$

---

6.  $\int x e^{ax} \, dx = \frac{1}{a^2} \cdot e^{ax}(ax - 1) + C$
7.  $\int x^n e^{ax} \, dx = \frac{x^n e^{ax}}{a} - \frac{n}{a} \int x^{n-1} e^{ax} \, dx + C$
8.  $\int \ln x \, dx = x \ln x - x + C$
9.  $\int (\ln x)^n \, dx = x(\ln x)^n - n \int (\ln x)^{n-1} \, dx + C, \quad n \neq -1$
10.  $\int x^n \ln x \, dx = x^{n+1} \left[ \frac{\ln x}{n+1} - \frac{1}{(n+1)^2} \right] + C, \quad n \neq -1$
11.  $\int a^x \, dx = \frac{a^x}{\ln a} + C, \quad a > 0, a \neq 1$
12.  $\int \frac{1}{\sqrt{x^2 + a^2}} \, dx = \ln |x + \sqrt{x^2 + a^2}| + C$
13.  $\int \frac{1}{\sqrt{x^2 - a^2}} \, dx = \ln |x + \sqrt{x^2 - a^2}| + C$
14.  $\int \frac{1}{x^2 - a^2} \, dx = \frac{1}{2a} \ln \left| \frac{x-a}{x+a} \right| + C$
15.  $\int \frac{1}{a^2 - x^2} \, dx = \frac{1}{2a} \ln \left| \frac{a+x}{a-x} \right| + C$
16.  $\int \frac{1}{x\sqrt{a^2 + x^2}} \, dx = -\frac{1}{a} \ln \left| \frac{a + \sqrt{a^2 + x^2}}{x} \right| + C$
17.  $\int \frac{1}{x\sqrt{a^2 - x^2}} \, dx = -\frac{1}{a} \ln \left| \frac{a + \sqrt{a^2 - x^2}}{x} \right| + C$
18.  $\int \frac{x}{a + bx} \, dx = \frac{a}{b^2} + \frac{x}{b} - \frac{a}{b^2} \ln |a + bx| + C$
19.  $\int \frac{x}{(a + bx)^2} \, dx = \frac{a}{b^2(a + bx)} + \frac{1}{b^2} \ln |a + bx| + C$
20.  $\int \frac{1}{x(a + bx)} \, dx = \frac{1}{a} \ln \left| \frac{x}{a + bx} \right| + C$
21.  $\int \frac{1}{x(a + bx)^2} \, dx = \frac{1}{a(a + bx)} + \frac{1}{a^2} \ln \left| \frac{x}{a + bx} \right| + C$
22.  $\int \sqrt{x^2 \pm a^2} \, dx$   
 $= \frac{1}{2} [x\sqrt{x^2 \pm a^2} \pm a^2 \ln |x + \sqrt{x^2 \pm a^2}|] + C$
23.  $\int x\sqrt{a + bx} \, dx = \frac{2}{15b^2} (3bx - 2a)(a + bx)^{3/2} + C$
24.  $\int x^2\sqrt{a + bx} \, dx$   
 $= \frac{2}{105b^3} (15b^2x^2 - 12abx + 8a^2)(a + bx)^{3/2} + C$
25.  $\int \frac{x \, dx}{\sqrt{a + bx}} = \frac{2}{3b^2} (bx - 2a)\sqrt{a + bx} + C$
26.  $\int \frac{x^2 \, dx}{\sqrt{a + bx}}$   
 $= \frac{2}{15b^3} (3b^2x^2 - 4abx + 8a^2)\sqrt{a + bx} + C$